



CONNECT AND PROTECT

Vynckier Enclosures Catalog



HOFFMAN
Previously Vynckier

Technical Information	2
VJ Series Enclosures	8
Opaque Cover Enclosures (VJ)	10
Raised Cover Enclosures (RVJ)	12
Clearview Cover Enclosures (CVJ)	14
Bonded Window Cover Enclosures (VJB)	16
Raised Cover with Bonded Window (RVJB)	18
Gasketed Window Cover Enclosures (VJG)	20
Push-button Unit Enclosures	22
APO Series Enclosures	28
Opaque Cover Enclosures	30
Transparent Cover Enclosures	42
Inspection Window Enclosures (DT Cover)	54
Inspection Window Kits	66
ARIA Series Enclosures	78
Opaque Cover Enclosures	80
Bonded Window Cover Enclosures	82
Gasketed Window Cover Enclosures	84
Polysafe Series Enclosures	90
Opaque Cover Enclosures	92
Bonded Window Cover Enclosures	98
Gasketed Window Cover Enclosures	104
Multibox Series Enclosures	116
Opaque Cover Enclosures	118
Transparent Cover Enclosures	126
MultiboxG Series Enclosures	136
Opaque Cover Enclosures	138
Transparent Cover Enclosures	142
VM Series Enclosures	148
Opaque Cover Enclosures	150
Transparent Cover Enclosures	154
Push-button Unit Enclosures	158
VMS Series Enclosures	162
Opaque Cover Enclosures	163
Transparent Cover Enclosures	163
Series 55 Series Enclosures	168
Opaque Cover Enclosures	169
Transparent Cover Enclosures	169
Flex-O-Box Series Enclosures	172
Pedestal Series Enclosures	174
Climate Control Accessories	188
Cross Reference Guide	193
Drawing Reference	198

Environmental ratings for enclosures based on ingress protection

3	<p>NEMA: Enclosures constructed for either indoor or outdoor use to provide a degree of protection to personnel against incidental contact with the enclosed equipment; to provide a degree of protection against falling dirt, rain, sleet, snow, and windblown dust; and that will be undamaged by the external formation of ice on the enclosure.</p> <p>UL: Outdoor use primarily to provide a degree of protection against rain, sleet, wind blown dust and damage from external ice formation.</p> <p>CSA: Indoor or outdoor use; provides a degree of protection against rain, snow and windblown dust; undamaged by the external formation of ice on the enclosure.</p> <p>IP54: Protected against dust - Limited to ingress. Protected against water sprayed from all directions - Limited to ingress permitted.</p>
3R	<p>NEMA: Enclosures constructed for either indoor or outdoor use to provide a degree of protection to personnel against incidental contact with the enclosed equipment; to provide a degree of protection against falling dirt, rain, sleet, and snow; and that will be undamaged by the external formation of ice on the enclosure.</p> <p>UL: Outdoor use primarily to provide a degree of protection against rain, sleet, and damage from external ice formation.</p> <p>CSA: Indoor or outdoor use; provides a degree of protection against rain and snow; undamaged by the external formation of ice on the enclosure.</p> <p>IP14: Protected against vertically falling water drops. Protected against water sprayed from all directions - Limited to ingress permitted.</p>
3S	<p>NEMA: Enclosures constructed for either indoor or outdoor use to provide a degree of protection to personnel against incidental contact with the enclosed equipment; to provide a degree of protection against falling dirt, rain, sleet, snow, and windblown dust; and in which the external mechanisms remain operable when ice laden.</p> <p>UL: Outdoor use primarily to provide a degree of protection against rain, sleet, windblown dust and to provide for operation of external mechanisms when ice laden.</p> <p>IP54: Protected against dust - Limited to ingress. Protected against water sprayed from all directions - Limited to ingress permitted.</p>
4	<p>NEMA: Enclosures constructed for either indoor or outdoor use to provide a degree of protection to personnel against incidental contact with the enclosed equipment; to provide a degree of protection against falling dirt, rain, sleet, snow, windblown dust, splashing water, and hose-directed water; and that will be undamaged by the external formation of ice on the enclosure.</p> <p>UL: Indoor or outdoor use primarily to provide a degree of protection against windblown dust and rain, splashing water, hose-directed water and damage from external ice formation.</p> <p>CSA: Indoor or outdoor use; provides a degree of protection against rain, snow, windblown dust, splashing and hose-directed water; undamaged by the external formation of ice on the enclosure.</p> <p>IP66: Protected against dust - Limited to ingress. Protected against strong jets of water from all directions - Limited to ingress permitted.</p>
4X	<p>NEMA: Enclosures constructed for either indoor or outdoor use to provide a degree of protection to personnel against incidental contact with the enclosed equipment; to provide a degree of protection against falling dirt, rain, sleet, snow, windblown dust, splashing water, hose-directed water, and corrosion; and that will be undamaged by the external formation of ice on the enclosure.</p> <p>UL: Indoor or outdoor use primarily to provide a degree of protection against corrosion, windblown dust and rain, splashing water, hose-directed water, and damage from external ice formation.</p> <p>CSA: Indoor or outdoor use; provides a degree of protection against rain, snow, windblown dust, splashing and hose-directed water; undamaged by the external formation of ice on the enclosure; resists corrosion.</p> <p>IP66: Protected against dust - Limited to ingress. Protected against strong jets of water from all directions - Limited to ingress permitted.</p>
5	<p>NEMA: Enclosures constructed for indoor use to provide a degree of protection to personnel against incidental contact with the enclosed equipment; to provide a degree of protection against falling dirt; against settling airborne dust, lint, fibers, and flyings; and to provide a degree of protection against dripping and light splashing of non-corrosive liquids.</p> <p>UL: Indoor use primarily to provide a degree of protection against settling airborne dust, falling dirt, and dripping noncorrosive liquids.</p> <p>IP52: Protected against dust - Limited to ingress. Protected against direct sprays of water up to 15° from the vertical.</p>
12	<p>NEMA: Enclosures constructed (without knockouts) for indoor use to provide a degree of protection to personnel against incidental contact with the enclosed equipment; to provide a degree of protection against falling dirt; against circulating dust, lint, fibers, and flyings; against dripping and light splashing of non-corrosive liquids; and against light splashing and consequent seepage of oil and non-corrosive coolants.</p> <p>UL: Indoor use primarily to provide a degree of protection against circulating dust, falling dirt, and dripping noncorrosive liquids.</p> <p>CSA: Indoor use; provides a degree of protection against circulating dust, lint, fibers and flyings; dripping and light splashing of non-corrosive liquids; not provided with knockouts.</p> <p>IP52: Protected against dust - Limited to ingress. Protected against direct sprays of water up to 15° from the vertical.</p>
12K	<p>NEMA: Enclosures constructed (with knockouts) for indoor use to provide a degree of protection to personnel against incidental contact with the enclosed equipment; to provide a degree of protection against falling dirt; against circulating dust, lint, fibers, and flyings; against dripping and light splashing of non-corrosive liquids; and against light splashing and consequent seepage of oil and non-corrosive coolants.</p> <p>UL: Indoor use primarily to provide a degree of protection against circulating dust, falling dirt, and dripping noncorrosive liquids.</p> <p>CSA: Indoor use; provides a degree of protection against circulating dust, lint, fibers and flyings; dripping and light splashing of noncorrosive liquids; not provided with knockouts.</p> <p>IP52: Protected against dust - Limited to ingress. Protected against direct sprays of water up to 15° from the vertical.</p>
13	<p>NEMA: Enclosures constructed for indoor use to provide a degree of protection to personnel against incidental contact with the enclosed equipment; to provide a degree of protection against falling dirt; against circulating dust, lint, fibers, and flyings; and against the spraying, splashing, and seepage of water, oil, and non-corrosive coolants.</p> <p>UL: Indoor use primarily to provide a degree of protection against dust, spraying of water, oil, and noncorrosive coolant.</p> <p>IP54: Protected against dust - Limited to ingress. Protected against water sprayed from all directions - Limited to ingress permitted.</p>

Environmental ratings for enclosures based on impact resistance (IK) code designations

IK Number	Impact energy (joules)	Equivalent impact
00	Non-protected	N/A
01	0.15	Drop of .44 lbs object from 7.5 cm height
02	0.2	Drop of .44 lbs object from 10 cm height
03	0.35	Drop of .44 lbs object from 17.5 cm height
04	0.5	Drop of .44 lbs object from 25 cm height
05	0.7	Drop of .44 lbs object from 35 cm height
06	1	Drop of 1.1 lbs object from 20 cm height
07	07	Drop of 1.1 lbs object from 40 cm height
08	5	Drop of 3.75 lbs object from 29.5 cm height
09	10	Drop of 11 lbs object from 20 cm height
10	20	Drop of 11 lbs object from 40 cm height

Flame testing data: Unsaturated polyester (UP), glass reinforced, furnished as sheets

Color	Min Thickness (mm)	Flame Class	HWI	HAI	RTI Elec	RTI Imp	RTI Str
All	1.5	HB	0	0	130	130	130
Comparative tracking index (CTI): 0				Dimensional stability (%): -			
High-voltage arc tracking rate (HVTR): 0				High-voltage, low current arc resistance (D495): -			
Dielectric strength (kV/mm): -				Volume resistivity (10 ^x ohm-cm): -			
(f1): Suitable for outdoor use with respect to exposure to ultraviolet light, water exposure and immersion in accordance with UL 746C							
ANSI/UL 94 small-scale test data does not pertain to building materials, furnishings and related contents. ANSI/UL 94 small-scale test data is intended solely for determining the flammability of plastic materials used in the components and parts of end-product devices and appliances, where the acceptability of the combustion is determined by UL.							

Chemical resistance ratings against submersion

3: Excellent 2: Limited 1: Insufficient **FRP:** Fiberglass Reinforced Polyester **PC:** Polycarbonate **PS:** Polystyrene **ABS:** ABS Plastic

Chemical Class	FRP	PC	PS	ABS	Chemical Class	FRP	PC	PS	ABS	Chemical Class	FRP	PC	PS	ABS
Water	3	3	3	3	Chlorides	3	3	3	3	Hydrocarbons aromatic	1	1	1	1
Seawater	3	3	3	3	Alcohols	3	2	2	2	Xylene	2	1	1	1
Acid, diluted	3	3	3	3	Ketones	2	1	2	2	Hydrocarbons halogenated	2	1	1	1
Acid, conc.	1	2	2	2	Acetone	2	1	1	1	Chlorobenzene	1	1	1	1
Acid, oxidized	1	1	2	2	Esters	2	1	1	1	Mineral oils	3	1	1	1
Alkalis, diluted	2	2	3	3	N-butylacetate	2	1	1	1	Oils and fats	3	1	2	2
Alkalis, conc.	1	1	3	3	Ethers	2	1	1	1	Propylene glycol	2	3	3	3
Ammoniac	1	1	3	3	Hydrocarbons aliphatic	3	3	1	1	Nitrobenzene	1	1	1	1
Salt, aqueous sol.	3	3	3	3	White spirit	3	3	1	1	Phenol	1	1	1	1

Chemical Resistance Ratings: All chemical values less than 50%

3: Excellent 2: Limited 1: Insufficient **FRP:** Fiberglass Reinforced Polyester **PC:** Polycarbonate **PS:** Polystyrene **ABS:** ABS Plastic

Chemical	FRP	PC	PS	ABS	Chemical	FRP	PC	PS	ABS	Chemical	FRP	PC	PS	ABS
Acetaldehyde	1	1	1	1	Diethyl Ether	3	1	1	1	Nitric Acid	2	2	2	1
Acetic Acid	3	3	3	3	Ethyl Alcohol	3	2	2	2	Nitrobenzene	2	1	1	1
Acetone	2	1	1	1	Ethylene Dichloride	2	1	1	1	Oleic Acid	3	3	2	3
Aluminum Chloride	3	3	3	3	Ethylene Glycol	3	3	3	3	Perchloroethylene	3	1	1	1
Aluminum Sulfate	3	3	3	3	Ferric Chloride	3	3	3	3	Phosphoric Acid	2	3	2	3
Ammonia Gas	3	3	3	3	Ferric Nitrate	3	3	3	3	Phosphoric Acid	1	3	3	3
Ammonium Chloride	3	3	3	3	Ferric Sulfate	3	3	3	3	Pickling Solution	2	3	2	3
Ammonium Hydroxide	2	1	2	2	Fluorine	1	2	2	1	Potassium Carbonate	3	3	3	3
Ammonium Nitrate	3	1	1	1	Formaldehyde	3	3	2	3	Potassium Chloride	3	3	3	3
Ammonium Phosphate	2	3	2	3	Formic Acid	3	3	3	3	Potassium Hydroxide	1	1	3	3
Ammonium Sulfate	3	3	3	3	Fuel Oil (#2)	3	2	2	2	Potassium Nitrate	3	3	2	2
Aniline	1	1	1	1	Gasoline	2	1	1	1	Potassium Sulfate	3	3	2	2
ASTM #1 Oil	3	2	2	2	Glycerine	3	3	3	3	Soap (Igepal)	3	3	3	3
ASTM #3 Oil	3	2	2	2	Hydraulic Brake Fluid	3	2	2	2	Sodium Bicarbonate	3	3	3	3
Axle Grease	3	2	2	2	Hydraulic Oil	3	2	2	2	Sodium Bisulfate	2	3	2	3
Benzene	3	1	1	1	Hydrochloric Acid	2	3	2	3	Sodium Chloride	3	3	3	3
Boric Acid	3	3	3	3	Hydrocyanic Acid	1	2	2	3	Sodium Hydroxide	1	1	1	1
Bromine	2	1	1	1	Hydrofluoric Acid	1	2	2	2	Sodium Hypochlorite	2	2	2	2
Butyl Acetate	2	1	2	1	Hydrogen Peroxide	2	2	2	2	Sodium Nitrate	3	3	3	3
Butyric Acid	3	1	1	1	Hydrogen Sulfide	3	2	2	2	Sodium Phosphate	3	3	3	3
Calcium Chloride	3	3	3	3	Hypochlorous Acid	3	2	2	2	Sulfuric Acid	3	3	3	3
Calcium Hydroxide	3	3	3	3	Isopropyl Alcohol	3	3	3	3	Sulfurous Acid	1	2	2	2
Calcium Hypochlorite	2	2	1	2	Kerosene	3	2	2	1	Tannic Acid	3	3	3	2
Calcium Sulfate	3	3	2	2	Lacquer Thinner	3	2	2	2	Tetrahydrofuran	2	1	1	1
Carbolic Acid	2	1	2	1	Lactic Acid	3	2	2	2	Toluene	3	1	1	1
Carbon Disulfide	2	1	1	1	Lime	2	2	2	2	Trichloroethylene	1	1	1	1
Carbon Tetrachloride	2	1	1	1	Liquid Dish Soap	3	3	3	3	Trisodium Phosphate	2	3	2	2
Chlorine (dry)	3	1	1	2	Lubricating Oils	3	3	3	3	Turpentine	2	3	1	1
Chlorine (water)	2	3	1	2	Magnesium Chloride	3	3	2	2	Vegetable Oils	3	3	3	3
Chlorobenzene	3	1	1	1	Magnesium Hydroxide	3	3	2	2	Vinegar	3	3	3	3
Chloroform	1	1	1	1	Mercuric Chloride	2	3	3	3	Water, Industrial	3	3	3	3
Chrome Plating Solution	2	3	2	3	Methyl Ethyl Ketone	2	1	1	1	Water, Rain	3	3	3	3
Chromic Acid	3	1	2	2	Methylene Chloride	3	1	1	2	Water, Sea	3	3	3	3
Citric Acid	2	3	3	3	Milk	3	3	3	3	Water, Tap	3	3	3	3
Copper Sulfate	3	3	3	3	Mineral Oil	3	3	3	3	Xylene	3	1	1	1
Creosote	2	1	1	1	Mineral Spirits	3	2	2	1	Zinc Acetate	3	2	2	2
Cutting Fluid	3	3	3	3	Motor Oil	3	3	2	2	Zinc Chloride	3	2	2	1
Cutting Oil	3	3	3	3	Nickel Salts	3	3	3	3	Zinc Sulfate	3	3	3	3

Fiberglass Reinforced Polyester (FRP)

A thermoset derived from unsaturated polyester resins reinforced with glass fibers. Readily worked with common tools such as drills, punches and saws. Polyester enclosures are ideally suited for outdoor installations and use in hot, humid and/or chemically aggressive environments. The fiberglass has a minimum diameter of 12 μ and is considered as not harmful.

Polycarbonate (PC)

Thermoplastic with high impact resistance over a wide temperature range. The UV-stabalized grades can be used for outdoor applications.

Polystyrene and related polymers (PS/SB/ABS)

Polystyrene is a general purpose thermoplastic with good electrical properties. Where higher impact resistance is needed, Styrene-butadiene (SB) or acrylonitrile-butadiene-styrene (ABS) is used.

Polyurethane (PUR)

Thermosetting material, with good chemical resistance. In it's foamed and elastic form it is used for gaskets.

Polyphenylene Oxide (PPO)

Thermoplastic with good mechanical rigidity and excellent dimensional stability. This material is normally not used for outdoor applications because of it's tendency to discolor when exposed to UV-radiation.

Polyamide (PA)

Thermoplastic with good mechanical, thermal and electrical properties. It is resistant to most commonly used solvents, but is readily attacked by acids.

Thermoplastics

Made by injection of the molten plastic into a cool mold. Parts formed from thermoplastics can be repeatedly softened by an increase of temperature. Most thermoplastics are soluble in a suitable organic solvent.

Thermosettings

Made by forming the plastic objects in a hot mold. Once formed, it becomes substantially infusible and also insoluble because of the crosslinked molecular structure. Thus products from materials made using thermosettings do not melt upon heating and are practically insoluble to most commercial solvents. Some softening under the effect of commercial solvents. Some softening under the effect of commercial solvents is however possible.

Properties	Standards	Unit	FRP	PC	PPO	PA
Mechanical						
Impact strength	ISO 179	kJ/m ²	55	no rupture	40	40
Notched impact strength	ISO 179	kJ/m ²	55	30-50	15	25
Flexural strength	ISO 178	MPa	150	no rupture	no rupture	no rupture
Tensile strength	ISO 3268	MPa	50-60	65-70	37	60
Electrical						
Tracking resistance	IEC 112	V/50dr	KC600	KC200	KC175	KC600
Surface resistivity	IEC 93	Comparative fig.	12	15	> 12	12
Special resistivity	IEC 93	Ω cm	≥ 10 ¹²	≥ 10 ¹⁶	≥ 10 ¹⁴	≥ 10 ¹²
Dielectric strength	IEC 243	kV/mm	18	35	16	34
Physical						
Deflection temperature	ISO 74/A	°C	> 250	135	95	60
Vicat softening point	ISO 306/B50	°C	-	145-150	109	210-220
Temperature resistance	continuous	°C	-50 to 130	-35 to 120	-35 to 80	-35 to 100
Color fastness	ISO 877	Blue wool scale 1-8	8	4	4	8
Resistance to mold and fungus growth	IEC 68-2-3	-	no degradation	no degradation	no degradation	no degradation
Water absorption	ISO 62/1 96h	mg	10	10	7	320
Density	ISO 1183	kg/dm ³	1.2	1.2	1.1	1.14
Flame Resistance						
Oxygen index	ISO 4589	%O ₂	26	24.3	27.5	23
Flammability	UL 94 (3 mm)		94 HB	94 V2	94 V1	94 V2
Hot wire resistance	IEC 695-2-11	°C	960	850	960	650
Toxicity of fumes	ISO 4615	% Cl	halogen free	halogen free	halogen free	halogen free

Vynckier Enclosure Systems Inc.

Vynckier Enclosure Systems, Inc. (VES) is based in Houston, TX and provides exclusive manufacturing, modification and sales services to customers in the United States. All non-metallic enclosure lines are made available through our service oriented factory staff and a nationwide network of experienced and highly trained manufacturer's representatives. In addition, VES has a nationwide network of stocking distributors who are able to provide additional service and support, insuring quick delivery to your location.

Inventory & Selection

Vynckier's 92,000 square foot service center contains inventory of all enclosure series and accessories, enabling all stock orders to be shipped within 24 hours of order placement. Vynckier's product choices range from small push-button enclosures to large modular units capable of coupling to meet nearly any size requirement.

Computer Aided Design & Engineering

Precision modifications such as a special cutout or custom hole sizes and shapes are designed in AutoCAD and transferred to our CNC programming for an accurate and repeatable process. Our skilled engineering team can utilize your custom drawing files or recreate your templates, diagrams, schematics or nearly any other format to produce exceptionally accurate results quickly and inexpensively.

Pre-assembly

Vynckier's streamlined assembly stations pre-fabricate every enclosure, ensuring precise placement of hinges, latches, screws, air vents and many other parts and pieces for a consistent product. This not only provides a quality, assembled enclosure but also ensures readily available replacement parts if necessary.

Benefits of FRP Enclosures

FRP is a complex, composite material consisting of a polyester resin base with organic fillers to facilitate flow and obtain special physical characteristics such as UV resistance and halogen-free, self-extinguishing properties. Some additional additives are also used to provide proper consistency and pigmentation of the resin base.

Glass fibers, which make up more than 25 percent of the overall compound, are layered between two sheets of polyester resin that are then compressed into the resin base by an elaborate roller system. This process produces a very uniform, high strength material.

Vynckier utilizes the most advanced hot molding process in manufacturing enclosures. Hot compression molding processes are proven to provide better flow of material into tight corner areas than cold molding processes. This produces a stronger end product, allowing the glass fibers to run in every direction in comparison to standard injection molding which only allows the glass fibers to run in a single direction.

Turnkey Capabilities

Vynckier Enclosure Systems ... the "key" to your success with our quick turn-around service on custom modifications. Our Houston Service Center has state-of-the-art machinery to insure the accuracy and consistency of all our modifications. Our CNC machine is programmed based on drawings created with the latest AutoCad technology. We combine our experience with modern technology to create the proper solution to your enclosure needs.





















Custom NEMA 4X Applications

Disconnects (fusible or non-fusible)
Lighting panels

Combination starters
Push button stations

Power distribution panels
Terminal boxes

Approvals

	AS	Austria		SETI	Finland		AEE	Spain
	ÖVE	Austria		UTE	France		SEMKO	Sweden
	CEBEC	Belgium		VDE	Germany		SEV	Switzerland
	CSA, CEC	Canada		BS	Great Britain		UL	U.S.A
	DEMKO	Denmark		ASTA	Great Britain		UR	U.S.A.
	ATEX	European Union		IMQ	Italy		Lloyd's Register of Shipping	
	CE	European Union		KEMA	Netherlands			
	RoHS	European Union		NEMKO	Norway			

Consistent Quality

Hot compression molding process

High IP Rating

Molded channel tongue and groove continuously poured gaskets

Aesthetic

Suitable for indoor and outdoor applications

Corrosion Resistance

Acid rain, salt spray and other chemicals

Temperature Resistance

Variations from -59°F to 302°F continuous and momentary exposure to 392°F

Total Insulation

Protection against indirect electrical contact

Impact Resistance

Up to IK 10

Lightweight

Easy to handle at 1/4 the weight of steel

Economical

Less costly than stainless steel and less modification time and effort

Maintenance Free

No painting or upkeep required

User Friendly

Easy to install and modify with standard tools

Condensation Limiting

Limited temperature variations ease condensation

Halogen Free

Fire retardant and self-extinguishing properties limit fire propagation and protect equipment with no toxic gas expulsion

UV Resistant

Not physically affected by UV light

MOISTURE / DUST PROOF


Whatever the conditions - washdown, rain, condensation or windblown dust - Vynckier has the enclosure to fit your application.

STRESS PROOF

With fiberglass reinforced polyester (FRP) enclosures from Vynckier, field modification is a snap..

CORROSION PROOF

For cost-effective corrosion control there's no better solution than a non-metallic enclosure from Vynckier..



VJ Series

configuration options and specifications

* Prefix

- VJ: Flat opaque cover
- RVJ: Raised opaque cover
- CVJ: Flat cover with clearview window
- VJB: Flat cover with bonded window
- RVJB: Raised cover with bonded window
- VJG: Flat cover with gasketed window

** Suffix

- W: Stainless steel corner screws
- HW: Stainless steel continuous hinge and stainless steel corner screws
- HWPL: Stainless steel continuous hinge and stainless steel padlockable latch(es)
- HWLL: Stainless steel continuous hinge and stainless steel hinge latch(es)
- NHW: Non-metallic hinges and stainless steel corner screws
- NHWPL: Non-metallic hinges and stainless steel padlockable latch(es)
- NHWLL: Non-metallic hinges and stainless steel twist latch(es)
- WPB: Push-button holes and stainless steel corner screws

Features

- All VJ enclosures were designed to meet the Joint Industrial Council (JIC) standards in the United States.
- Enclosures are maintenance free and corrosion resistant.
- Bases and opaque covers are made from hot compression molded halogen free, self extinguishing fiberglass reinforced polyester (FRP) that can withstand continuous temperatures from -58°F to 302°F (-50°C to 150°C) and momentary exposure to temperatures up to 392°F (200°C).
- Windows are made from 1/4" transparent Lexan polycarbonate.
- All enclosures can be easily modified to customer specifications.
- Gaskets are made from continuously poured polyurethane foam.
- Molded on mounting flanges increase strength.
- Corner ribs reinforce strength in the cover corners.

Applications

VJ enclosures are designed for use as electrical junction boxes in highly corrosive environments and provide protection for equipment and operators from indirect electrical contact.

Standards

IEC 60529 (IP66)	EN 60529 (IP66)
IEC 60439-1	EN 60439-1
IEC 50298	EN 50298

Approvals

UL Listed Types 3, 3R, 4, 4X, 12 & 13	KEMA
CSA 3, 3R, 4, 4X, 12 & 13	CEBEC
AS Australian Standards 3131-1991	RoHS
LLOYD'S Register of Shipping	CE



Opaque Cover Enclosures (VJ)	10
Raised Cover Enclosures (RVJ)	12
Clearview Cover Enclosures (CVJ)	14
Bonded Window Cover Enclosures (VJB)	16
Raised Cover with Bonded Window (RVJB)	18
Gasketed Window Cover Enclosures (VJG)	20
Push-button Unit Enclosures	22
Window Kits	24
Back Plates	25
Front Plates	26
Accessories	27



Configurations

- W:** Stainless steel corner screws
- HW:** Stainless steel continuous hinge and stainless steel corner screws
- HWPL:** Stainless steel continuous hinge and stainless steel padlockable latch(es)
- HWLL:** Stainless steel continuous hinge and stainless steel hinge latch(es)
- NHW:** Non-metallic hinges and stainless steel corner screws
- NHWPL:** Non-metallic hinges and stainless steel padlockable latch(es)
- NHWLL:** Non-metallic hinges and stainless steel twist latch(es)

Features

- All VJ enclosures were designed to meet the Joint Industrial Council (JIC) standards in the United States.
- Enclosures are maintenance free and corrosion resistant.
- Bases and opaque covers are made from hot compression molded halogen free, self extinguishing fiberglass reinforced polyester (FRP) that can withstand continuous temperatures from -58°F to 302°F (-50°C to 150°C) and momentary exposure to temperatures up to 392°F (200°C).
- All enclosures can be easily modified to customer specifications.
- Gaskets are made from continuously poured polyurethane foam.
- Molded on mounting flanges increase strength.
- Corner ribs reinforce strength in the cover corners.

Applications

VJ enclosures are designed for use as electrical junction boxes in highly corrosive environments and provide protection for equipment and operators from indirect electrical contact.


Standards

- | | |
|------------------|-----------------|
| IEC 60529 (IP66) | EN 60529 (IP66) |
| IEC 60439-1 | EN 60439-1 |
| IEC 50298 | EN 50298 |

Approvals

- UL Listed Types 3, 3R, 4, 4X, 12 & 13
- CSA 3, 3R, 4, 4X, 12 & 13
- AS Australian Standards 3131-1991
- LLOYD'S Register of Shipping

- KEMA
- CEBEC
- RoHS
- CE



Part Number	Exterior Dimensions	Interior Dimensions	Weight	Back Plate	Front Plate
	H x W x D Inches (mm)	H x W x D Inches (mm)	Lbs (kg)	A: Aluminum S: Steel N: Non-Metallic	A: Aluminum
VJ606W VJ606HW VJ606HWPL1 VJ606HWLL1 VJ606NHW VJ606NHWPL1 VJ606NHWLL1	7.31 x 7.31 x 4.92 (186 x 186 x 125)	6 x 6 x 4.64 (152 x 152 x 118)	2.8 (1.27)	MP606A MP606S MP606N	VFP606A VFP606A VFP606A-KIT
VJ806W VJ806HW VJ806HWPL1 VJ806HWLL1 VJ806NHW VJ806NHWPL1 VJ806NHWLL1	9.31 x 7.31 x 4.92 (236 x 186 x 125)	8 x 6 x 4.64 (203 x 152 x 118)	3.8 (1.72)	MP806A MP806S MP806N	VFP806A VFP806A VFP806A-KIT
VJ1008W VJ1008HW VJ1008HWPL1 VJ1008HWLL1 VJ1008NHW VJ1008NHWPL1 VJ1008NHWLL1	11.31 x 9.31 x 5.43 (287 x 236 x 138)	10 x 8 x 5.15 (254 x 203 x 131)	4.8 (2.18)	MP1008A MP1008S MP1008N	VFP1008A VFP1008A VFP1008A-KIT
VJ1210W VJ1210HW VJ1210HWPL2 VJ1210HWLL2 VJ1210NHW VJ1210NHWPL2 VJ1210NHWLL2	13.31 x 11.31 x 5.60 (338 x 287 x 142)	12 x 10 x 5.27 (305 x 254 x 134)	6.3 (2.86)	MP1210A MP1210S MP1210N	VFP1210A VFP1210A VFP1210A-KIT
VJ1412W VJ1412HW VJ1412HWPL2 VJ1412HWLL2 VJ1412NHW VJ1412NHWPL2 VJ1412NHWLL2	15.31 x 13.31 x 6.60 (389 x 338 x 168)	14 x 12 x 6.27 (356 x 305 x 159)	8.6 (3.90)	MP1412A MP1412S MP1412N	VFP1412A VFP1412A VFP1412A-KIT
VJ1614W VJ1614HW VJ1614HWPL2 VJ1614HWLL2 VJ1614NHW VJ1614NHWPL2 VJ1614NHWLL2	17.31 x 15.31 x 6.67 (440 x 389 x 169)	16 x 14 x 6.41 (406 x 356 x 163)	10.6 (4.81)	MP1614A MP1614S MP1614N	VFP1614A VFP1614A VFP1614A-KIT
VJ1816W VJ1816HW VJ1816HWPL2 VJ1816HWLL2 VJ1816NHW VJ1816NHWPL2 VJ1816NHWLL2	19.31 x 17.31 x 9.58 (490 x 440 x 243)	18 x 16 x 9.33 (457 x 406 x 237)	14 (6.35)	MP1816A MP1816S MP1816N	VFP1816A VFP1816A VFP1816A-KIT

Configurations

- W:** Stainless steel corner screws
- HW:** Stainless steel continuous hinge and stainless steel corner screws
- HWPL:** Stainless steel continuous hinge and stainless steel padlockable latch(es)
- HWLL:** Stainless steel continuous hinge and stainless steel hinge latch(es)
- NHW:** Non-metallic hinges and stainless steel corner screws
- NHWPL:** Non-metallic hinges and stainless steel padlockable latch(es)
- NHWLL:** Non-metallic hinges and stainless steel twist latch(es)

Features

- All RVJ enclosures were designed to meet the Joint Industrial Council (JIC) standards in the United States.
- Enclosures are maintenance free and corrosion resistant.
- Bases and raised opaque covers are made from hot compression molded halogen free, self extinguishing fiberglass reinforced polyester (FRP) that can withstand continuous temperatures from -58°F to 302°F (-50°C to 150°C) and momentary exposure to temperatures up to 392°F (200°C).
- All enclosures can be easily modified to customer specifications.
- Gaskets are made from continuously poured polyurethane foam.
- Molded on mounting flanges increase strength.
- Corner ribs reinforce strength in the cover corners.

Applications

RVJ enclosures are designed for use as electrical junction boxes in highly corrosive environments and provide protection for equipment and operators from indirect electrical contact.

Standards

- | | |
|------------------|-----------------|
| IEC 60529 (IP66) | EN 60529 (IP66) |
| IEC 60439-1 | EN 60439-1 |
| IEC 50298 | EN 50298 |

Approvals

- UL Listed Types 3, 3R, 4, 4X, 12 & 13
- CSA 3, 3R, 4, 4X, 12 & 13
- AS Australian Standards 3131-1991
- LLOYD'S Register of Shipping

- KEMA
- CEBEC
- RoHS
- CE



Part Number	Exterior Dimensions	Interior Dimensions	Weight	Back Plate	Front Plate
	H x W x D Inches (mm)	H x W x D Inches (mm)	Lbs (kg)	A: Aluminum S: Steel N: Non-Metallic	A: Aluminum
RVJ1008W RVJ1008HW RVJ1008HWPL1 RVJ1008HWLL1 RVJ1008NHW RVJ1008NHWPL1 RVJ1008NHWLL1	11.31 x 9.31 x 6.99 (287 x 236 x 178)	10 x 8 x 6.66 (254 x 203 x 169)	4.9 (2.22)	MP1008A MP1008S MP1008N	VFP1008A VFPH1008A VFPH1008A-KIT
RVJ1210W RVJ1210HW RVJ1210HWPL2 RVJ1210HWLL2 RVJ1210NHW RVJ1210NHWPL2 RVJ1210NHWLL2	13.31 x 11.31 x 7.11 (338 x 287 x 181)	12 x 10 x 6.84 (305 x 254 x 174)	6.5 (2.95)	MP1210A MP1210S MP1210N	VFP1210A VFPH1210A VFPH1210A-KIT
RVJ1412W RVJ1412HW RVJ1412HWPL2 RVJ1412HWLL2 RVJ1412NHW RVJ1412NHWPL2 RVJ1412NHWLL2	15.31 x 13.31 x 8.26 (389 x 338 x 210)	14 x 12 x 7.95 (356 x 305 x 202)	8.8 (3.99)	MP1412A MP1412S MP1412N	VFP1412A VFPH1412A VFPH1412A-KIT
RVJ1614W RVJ1614HW RVJ1614HWPL2 RVJ1614HWLL2 RVJ1614NHW RVJ1614NHWPL2 RVJ1614NHWLL2	17.31 x 15.31 x 8.26 (440 x 389 x 209)	16 x 14 x 7.95 (406 x 356 x 202)	10.8 (4.90)	MP1614A MP1614S MP1614N	VFP1614A VFPH1614A VFPH1614A-KIT
RVJ1816W RVJ1816HW RVJ1816HWPL2 RVJ1816HWLL2 RVJ1816NHW RVJ1816NHWPL2 RVJ1816NHWLL2	19.31 x 17.31 x 11.08 (490 x 440 x 281)	18 x 16 x 10.83 (457 x 406 x 275)	14.3 (6.49)	MP1816A MP1816S MP1816N	VFP1816A VFPH1816A VFPH1816A-KIT

Configurations

- W:** Stainless steel corner screws
- HW:** Stainless steel continuous hinge and stainless steel corner screws
- HWPL:** Stainless steel continuous hinge and stainless steel padlockable latch(es)
- HWLL:** Stainless steel continuous hinge and stainless steel hinge latch(es)
- NHW:** Non-metallic hinges and stainless steel corner screws
- NHWPL:** Non-metallic hinges and stainless steel padlockable latch(es)
- NHWLL:** Non-metallic hinges and stainless steel twist latch(es)

Features

- All CVJ enclosures were designed to meet the Joint Industrial Council (JIC) standards in the United States.
- Enclosures are maintenance free and corrosion resistant.
- Bases and covers are made from hot compression molded halogen free, self extinguishing fiberglass reinforced polyester (FRP) that can withstand continuous temperatures from -58°F to 302°F (-50°C to 150°C) and momentary exposure to temperatures up to 392°F (200°C).
- Windows are made from 3/16" transparent Lexan polycarbonate.
- All enclosures can be easily modified to customer specifications.
- Gaskets are made from continuously poured polyurethane foam.
- Molded on mounting flanges increase strength.
- Corner ribs reinforce strength in the cover corners.

Applications

CVJ enclosures are designed for use as electrical junction boxes in highly corrosive environments and provide protection for equipment and operators from indirect electrical contact where visibility of internal components is necessary.

Standards

- IEC 60529 (IP66)
- IEC 60439-1
- IEC 50298

- EN 60529 (IP66)
- EN 60439-1
- EN 50298

Approvals

- UL Listed Types 3, 3R, 4, 4X, 12 & 13
- CSA 3, 3R, 4, 4X, 12 & 13
- AS Australian Standards 3131-1991
- LLOYD'S Register of Shipping

- KEMA
- CEBEC
- RoHS
- CE



Part Number	Exterior Dimensions	Interior Dimensions	Weight	Back Plate	Front Plate
	H x W x D Inches (mm)	H x W x D Inches (mm)	Lbs (kg)	A: Aluminum S: Steel N: Non-Metallic	A: Aluminum
CVJ606W CVJ606HW CVJ606HWPL1 CVJ606HWLL1 CVJ606NHW CVJ606NHWPL1 CVJ606NHWLL1	7.31 x 7.31 x 4.92 (186 x 186 x 125)	6 x 6 x 4.64 (152 x 152 x 118)	2.8 (1.27)	MP606A MP606S MP606N	VFP606A VFP606A VFP606A-KIT
CVJ806W CVJ806HW CVJ806HWPL1 CVJ806HWLL1 CVJ806NHW CVJ806NHWPL1 CVJ806NHWLL1	9.31 x 7.31 x 4.92 (236 x 186 x 125)	8 x 6 x 4.64 (203 x 152 x 118)	3.8 (1.72)	MP806A MP806S MP806N	VFP806A VFP806A VFP806A-KIT
CVJ1008W CVJ1008HW CVJ1008HWPL1 CVJ1008HWLL1 CVJ1008NHW CVJ1008NHWPL1 CVJ1008NHWLL1	11.31 x 9.31 x 5.43 (287 x 236 x 138)	10 x 8 x 5.15 (254 x 203 x 131)	4.8 (2.18)	MP1008A MP1008S MP1008N	VFP1008A VFP1008A VFP1008A-KIT
CVJ1210W CVJ1210HW CVJ1210HWPL2 CVJ1210HWLL2 CVJ1210NHW CVJ1210NHWPL2 CVJ1210NHWLL2	13.31 x 11.31 x 5.60 (338 x 287 x 142)	12 x 10 x 5.27 (305 x 254 x 134)	6.3 (2.86)	MP1210A MP1210S MP1210N	VFP1210A VFP1210A VFP1210A-KIT
CVJ1412W CVJ1412HW CVJ1412HWPL2 CVJ1412HWLL2 CVJ1412NHW CVJ1412NHWPL2 CVJ1412NHWLL2	15.31 x 13.31 x 6.60 (389 x 338 x 168)	14 x 12 x 6.27 (356 x 305 x 159)	8.6 (3.90)	MP1412A MP1412S MP1412N	VFP1412A VFP1412A VFP1412A-KIT
CVJ1614W CVJ1614HW CVJ1614HWPL2 CVJ1614HWLL2 CVJ1614NHW CVJ1614NHWPL2 CVJ1614NHWLL2	17.31 x 15.31 x 6.67 (440 x 389 x 169)	16 x 14 x 6.41 (406 x 356 x 163)	10.6 (4.81)	MP1614A MP1614S MP1614N	VFP1614A VFP1614A VFP1614A-KIT
CVJ1816W CVJ1816HW CVJ1816HWPL2 CVJ1816HWLL2 CVJ1816NHW CVJ1816NHWPL2 CVJ1816NHWLL2	19.31 x 17.31 x 9.58 (490 x 440 x 243)	18 x 16 x 9.33 (457 x 406 x 237)	14 (6.35)	MP1816A MP1816S MP1816N	VFP1816A VFP1816A VFP1816A-KIT

Configurations

- W:** Stainless steel corner screws
- HW:** Stainless steel continuous hinge and stainless steel corner screws
- HWPL:** Stainless steel continuous hinge and stainless steel padlockable latch(es)
- HWLL:** Stainless steel continuous hinge and stainless steel hinge latch(es)
- NHW:** Non-metallic hinges and stainless steel corner screws
- NHWPL:** Non-metallic hinges and stainless steel padlockable latch(es)
- NHWLL:** Non-metallic hinges and stainless steel twist latch(es)

Features

- All VJB enclosures were designed to meet the Joint Industrial Council (JIC) standards in the United States.
- Enclosures are maintenance free and corrosion resistant.
- Bases and covers are made from hot compression molded halogen free, self extinguishing fiberglass reinforced polyester (FRP) that can withstand continuous temperatures from -58°F to 302°F (-50°C to 150°C) and momentary exposure to temperatures up to 392°F (200°C).
- Windows are made from 1/4" transparent Lexan polycarbonate.
- All enclosures can be easily modified to customer specifications.
- Gaskets are made from continuously poured polyurethane foam.
- Molded on mounting flanges increase strength.
- Corner ribs reinforce strength in the cover corners.

Applications

VJB enclosures are designed for use as electrical junction boxes in highly corrosive environments and provide protection for equipment and operators from indirect electrical contact where visibility of internal components is necessary.

Standards

- IEC 60529 (IP66)
- IEC 60439-1
- IEC 50298
- EN 60529 (IP66)
- EN 60439-1
- EN 50298

Approvals

- UL Listed Types 3, 3R, 4, 4X, 12 & 13
- CSA 3, 3R, 4, 4X, 12 & 13
- AS Australian Standards 3131-1991
- LLOYD'S Register of Shipping

- KEMA
- CEBEC
- RoHS
- CE



Part Number	Exterior Dimensions	Interior Dimensions	Weight	Back Plate	Front Plate
	H x W x D Inches (mm)	H x W x D Inches (mm)	Lbs (kg)	A: Aluminum S: Steel N: Non-Metallic	A: Aluminum
VJB606W VJB606HW VJB606HWPL1 VJB606HWLL1 VJB606NHW VJB606NHWPL1 VJB606NHWLL1	7.31 x 7.31 x 4.92 (186 x 186 x 125)	6 x 6 x 4.64 (152 x 152 x 118)	2.8 (1.27)	MP606A MP606S MP606N	VFP606A VFP606A VFP606A-KIT
VJB806W VJB806HW VJB806HWPL1 VJB806HWLL1 VJB806NHW VJB806NHWPL1 VJB806NHWLL1	9.31 x 7.31 x 4.92 (236 x 186 x 125)	8 x 6 x 4.64 (203 x 152 x 118)	3.8 (1.72)	MP806A MP806S MP806N	VFP806A VFP806A VFP806A-KIT
VJB1008W VJB1008HW VJB1008HWPL1 VJB1008HWLL1 VJB1008NHW VJB1008NHWPL1 VJB1008NHWLL1	11.31 x 9.31 x 5.43 (287 x 236 x 138)	10 x 8 x 5.15 (254 x 203 x 131)	4.8 (2.18)	MP1008A MP1008S MP1008N	VFP1008A VFP1008A VFP1008A-KIT
VJB1210W VJB1210HW VJB1210HWPL2 VJB1210HWLL2 VJB1210NHW VJB1210NHWPL2 VJB1210NHWLL2	13.31 x 11.31 x 5.60 (338 x 287 x 142)	12 x 10 x 5.27 (305 x 254 x 134)	6.3 (2.86)	MP1210A MP1210S MP1210N	VFP1210A VFP1210A VFP1210A-KIT
VJB1412W VJB1412HW VJB1412HWPL2 VJB1412HWLL2 VJB1412NHW VJB1412NHWPL2 VJB1412NHWLL2	15.31 x 13.31 x 6.60 (389 x 338 x 168)	14 x 12 x 6.27 (356 x 305 x 159)	8.6 (3.90)	MP1412A MP1412S MP1412N	VFP1412A VFP1412A VFP1412A-KIT
VJB1614W VJB1614HW VJB1614HWPL2 VJB1614HWLL2 VJB1614NHW VJB1614NHWPL2 VJB1614NHWLL2	17.31 x 15.31 x 6.67 (440 x 389 x 169)	16 x 14 x 6.41 (406 x 356 x 163)	10.6 (4.81)	MP1614A MP1614S MP1614N	VFP1614A VFP1614A VFP1614A-KIT
VJB1816W VJB1816HW VJB1816HWPL2 VJB1816HWLL2 VJB1816NHW VJB1816NHWPL2 VJB1816NHWLL2	19.31 x 17.31 x 9.58 (490 x 440 x 243)	18 x 16 x 9.33 (457 x 406 x 237)	14 (6.35)	MP1816A MP1816S MP1816N	VFP1816A VFP1816A VFP1816A-KIT

Configurations

- W:** Stainless steel corner screws
- HW:** Stainless steel continuous hinge and stainless steel corner screws
- HWPL:** Stainless steel continuous hinge and stainless steel padlockable latch(es)
- HWLL:** Stainless steel continuous hinge and stainless steel hinge latch(es)
- NHW:** Non-metallic hinges and stainless steel corner screws
- NHWPL:** Non-metallic hinges and stainless steel padlockable latch(es)
- NHWLL:** Non-metallic hinges and stainless steel twist latch(es)

Features

- All RVJB enclosures were designed to meet the Joint Industrial Council (JIC) standards in the United States.
- Enclosures are maintenance free and corrosion resistant.
- Bases and raised opaque covers are made from hot compression molded halogen free, self extinguishing fiberglass reinforced polyester (FRP) that can withstand continuous temperatures from -58°F to 302°F (-50°C to 150°C) and momentary exposure to temperatures up to 392°F (200°C).
- Windows are made from 1/4" transparent Lexan polycarbonate.
- All enclosures can be easily modified to customer specifications.
- Gaskets are made from continuously poured polyurethane foam.
- Molded on mounting flanges increase strength.
- Corner ribs reinforce strength in the cover corners.

Applications

RVJB enclosures are designed for use as electrical junction boxes in highly corrosive environments and provide protection for equipment and operators from indirect electrical contact.

Standards

- IEC 60529 (IP66)
- IEC 60439-1
- IEC 50298
- EN 60529 (IP66)
- EN 60439-1
- EN 50298

Approvals

- UL Listed Types 3, 3R, 4, 4X, 12 & 13
- CSA 3, 3R, 4, 4X, 12 & 13
- AS Australian Standards 3131-1991
- LLOYD'S Register of Shipping

- KEMA
- CEBEC
- RoHS
- CE



Part Number	Exterior Dimensions	Interior Dimensions	Weight	Back Plate	Front Plate
	H x W x D Inches (mm)	H x W x D Inches (mm)	Lbs (kg)	A: Aluminum S: Steel N: Non-Metallic	A: Aluminum
RVJB1008W RVJB1008HW RVJB1008HWPL1 RVJB1008HWLL1 RVJB1008NHW RVJB1008NHWPL1 RVJB1008NHWLL1	11.31 x 9.31 x 6.99 (287 x 236 x 178)	10 x 8 x 6.66 (254 x 203 x 169)	4.9 (2.22)	MP1008A MP1008S MP1008N	VFP1008A VFPH1008A VFPH1008A-KIT
RVJB1210W RVJB1210HW RVJB1210HWPL2 RVJB1210HWLL2 RVJB1210NHW RVJB1210NHWPL2 RVJB1210NHWLL2	13.31 x 11.31 x 7.11 (338 x 287 x 181)	12 x 10 x 6.84 (305 x 254 x 174)	6.5 (2.95)	MP1210A MP1210S MP1210N	VFP1210A VFPH1210A VFPH1210A-KIT
RVJB1412W RVJB1412HW RVJB1412HWPL2 RVJB1412HWLL2 RVJB1412NHW RVJB1412NHWPL2 RVJB1412NHWLL2	15.31 x 13.31 x 8.26 (389 x 338 x 210)	14 x 12 x 7.95 (356 x 305 x 202)	8.8 (3.99)	MP1412A MP1412S MP1412N	VFP1412A VFPH1412A VFPH1412A-KIT
RVJB1614W RVJB1614HW RVJB1614HWPL2 RVJB1614HWLL2 RVJB1614NHW RVJB1614NHWPL2 RVJB1614NHWLL2	17.31 x 15.31 x 8.26 (440 x 389 x 209)	16 x 14 x 7.95 (406 x 356 x 202)	10.8 (4.90)	MP1614A MP1614S MP1614N	VFP1614A VFPH1614A VFPH1614A-KIT
RVJB1816W RVJB1816HW RVJB1816HWPL2 RVJB1816HWLL2 RVJB1816NHW RVJB1816NHWPL2 RVJB1816NHWLL2	19.31 x 17.31 x 11.08 (490 x 440 x 281)	18 x 16 x 10.83 (457 x 406 x 275)	14.3 (6.49)	MP1816A MP1816S MP1816N	VFP1816A VFPH1816A VFPH1816A-KIT

Configurations

- W:** Stainless steel corner screws
- HW:** Stainless steel continuous hinge and stainless steel corner screws
- HWPL:** Stainless steel continuous hinge and stainless steel padlockable latch(es)
- HWLL:** Stainless steel continuous hinge and stainless steel hinge latch(es)
- NHW:** Non-metallic hinges and stainless steel corner screws
- NHWPL:** Non-metallic hinges and stainless steel padlockable latch(es)
- NHWLL:** Non-metallic hinges and stainless steel twist latch(es)

Features

- All VJG enclosures were designed to meet the Joint Industrial Council (JIC) standards in the United States.
- Enclosures are maintenance free and corrosion resistant.
- Bases and covers are made from hot compression molded halogen free, self extinguishing fiberglass reinforced polyester (FRP) that can withstand continuous temperatures from -58°F to 302°F (-50°C to 150°C) and momentary exposure to temperatures up to 392°F (200°C).
- Windows are made from 1/4" transparent Lexan polycarbonate.
- All enclosures can be easily modified to customer specifications.
- Gaskets are made from continuously poured polyurethane foam.
- Molded on mounting flanges increase strength.
- Corner ribs reinforce strength in the cover corners.

Applications

VJG enclosures are designed for use as electrical junction boxes in highly corrosive environments and provide protection for equipment and operators from indirect electrical contact where visibility of internal components is necessary.

Standards

- IEC 60529 (IP66)
- IEC 60439-1
- IEC 50298
- EN 60529 (IP66)
- EN 60439-1
- EN 50298

Approvals

- UL Listed Types 3, 3R, 12 & 13
- CSA 3, 3R, 12 & 13
- AS Australian Standards 3131-1991
- LLOYD'S Register of Shipping

- KEMA
- CEBEC
- RoHS
- CE



Part Number	Exterior Dimensions	Interior Dimensions	Weight	Back Plate	Front Plate
	H x W x D Inches (mm)	H x W x D Inches (mm)	Lbs (kg)	A: Aluminum S: Steel N: Non-Metallic	A: Aluminum
VJG606W VJG606HW VJG606HWPL1 VJG606HWLL1 VJG606NHW VJG606NHWPL1 VJG606NHWLL1	7.31 x 7.31 x 4.92 (186 x 186 x 125)	6 x 6 x 4.64 (152 x 152 x 118)	2.8 (1.27)	MP606A MP606S MP606N	VFP606A VFP606A VFP606A-KIT
VJG806W VJG806HW VJG806HWPL1 VJG806HWLL1 VJG806NHW VJG806NHWPL1 VJG806NHWLL1	9.31 x 7.31 x 4.92 (236 x 186 x 125)	8 x 6 x 4.64 (203 x 152 x 118)	3.8 (1.72)	MP806A MP806S MP806N	VFP806A VFP806A VFP806A-KIT
VJG1008W VJG1008HW VJG1008HWPL1 VJG1008HWLL1 VJG1008NHW VJG1008NHWPL1 VJG1008NHWLL1	11.31 x 9.31 x 5.43 (287 x 236 x 138)	10 x 8 x 5.15 (254 x 203 x 131)	4.8 (2.18)	MP1008A MP1008S MP1008N	VFP1008A VFP1008A VFP1008A-KIT
VJG1210W VJG1210HW VJG1210HWPL2 VJG1210HWLL2 VJG1210NHW VJG1210NHWPL2 VJG1210NHWLL2	13.31 x 11.31 x 5.60 (338 x 287 x 142)	12 x 10 x 5.27 (305 x 254 x 134)	6.3 (2.86)	MP1210A MP1210S MP1210N	VFP1210A VFP1210A VFP1210A-KIT
VJG1412W VJG1412HW VJG1412HWPL2 VJG1412HWLL2 VJG1412NHW VJG1412NHWPL2 VJG1412NHWLL2	15.31 x 13.31 x 6.60 (389 x 338 x 168)	14 x 12 x 6.27 (356 x 305 x 159)	8.6 (3.90)	MP1412A MP1412S MP1412N	VFP1412A VFP1412A VFP1412A-KIT
VJG1614W VJG1614HW VJG1614HWPL2 VJG1614HWLL2 VJG1614NHW VJG1614NHWPL2 VJG1614NHWLL2	17.31 x 15.31 x 6.67 (440 x 389 x 169)	16 x 14 x 6.41 (406 x 356 x 163)	10.6 (4.81)	MP1614A MP1614S MP1614N	VFP1614A VFP1614A VFP1614A-KIT
VJG1816W VJG1816HW VJG1816HWPL2 VJG1816HWLL2 VJG1816NHW VJG1816NHWPL2 VJG1816NHWLL2	19.31 x 17.31 x 9.58 (490 x 440 x 243)	18 x 16 x 9.33 (457 x 406 x 237)	14 (6.35)	MP1816A MP1816S MP1816N	VFP1816A VFP1816A VFP1816A-KIT

Configurations

- WPB: 30.5 mm (NEMA sized) push-button holes and stainless steel corner screws
 * Available with NEMA or IEC sized push button holes in any configuration.
 * Available with hinges and/or latches

Features

- All VJ WPB enclosures were designed to meet the Joint Industrial Council (JIC) standards in the United States.
- Enclosures are maintenance free and corrosion resistant.
- Bases and covers are made from hot compression molded halogen free, self extinguishing fiberglass reinforced polyester (FRP) that can withstand continuous temperatures from -58°F to 302°F (-50°C to 150°C) and momentary exposure to temperatures up to 392°F (200°C).
- All enclosures can be easily modified to customer specifications.
- Gaskets are made from continuously poured polyurethane foam.
- Molded on mounting flanges increase strength.
- Corner ribs reinforce strength in the cover corners.

Applications

VJ WPB enclosures are designed for use as electrical push-button enclosures in highly corrosive environments and provide protection for equipment and operators from indirect electrical contact.

Standards

- | | |
|------------------|-----------------|
| IEC 60529 (IP66) | EN 60529 (IP66) |
| IEC 60439-1 | EN 60439-1 |
| IEC 50298 | EN 50298 |

Approvals

- UL Listed Types 3, 3R, 4, 4X, 12 & 13
 CSA 3, 3R, 4, 4X, 12 & 13
 AS Australian Standards 3131-1991
 LLOYD'S Register of Shipping








- KEMA
 CEPEC
 RoHS
 CE










Part Number	Exterior Dimensions	Interior Dimensions	Weight	Back Plate	Push Button Holes
	H x W x D Inches (mm)	H x W x D Inches (mm)	Lbs (kg)	A: Aluminum S: Steel N: Non-Metallic	(Quantity) Size
VJ606WPB4	7.31 x 7.31 x 4.92 (186 x 186 x 125)	6 x 6 x 4.64 (152 x 152 x 118)	2.8 (1.27)	MP606A MP606S MP606N	(4) 30.5 mm
VJ806WPB6	9.31 x 7.31 x 4.92 (236 x 186 x 125)	8 x 6 x 4.64 (203 x 152 x 118)	3.8 (1.72)	MP806A MP806S MP806N	(6) 30.5 mm
VJ1008WPB9	11.31 x 9.31 x 5.43 (287 x 236 x 138)	10 x 8 x 5.15 (254 x 203 x 131)	4.8 (2.18)	MP1008A MP1008S MP1008N	(9) 30.5 mm
VJ1008WPB12	11.31 x 9.31 x 5.43 (287 x 236 x 138)	10 x 8 x 5.15 (254 x 203 x 131)	4.8 (2.18)	MP1008A MP1008S MP1008N	(12) 30.5 mm
VJ1210WPB16	13.31 x 11.31 x 5.60 (338 x 287 x 142)	12 x 10 x 5.27 (305 x 254 x 134)	6.3 (2.86)	MP1210A MP1210S MP1210N	(16) 30.5 mm
VJ1210WPB20	13.31 x 11.31 x 5.60 (338 x 287 x 142)	12 x 10 x 5.27 (305 x 254 x 134)	6.3 (2.86)	MP1210A MP1210S MP1210N	(20) 30.5 mm
VJ1412WPB25	15.31 x 13.31 x 6.60 (389 x 338 x 168)	14 x 12 x 6.27 (356 x 305 x 159)	8.6 (3.90)	MP1412A MP1412S MP1412N	(25) 30.5 mm
VJ1614WPB30	17.31 x 15.31 x 6.67 (440 x 389 x 169)	16 x 14 x 6.41 (406 x 356 x 163)	10.6 (4.81)	MP1614A MP1614S MP1614N	(30) 30.5 mm
VJ1816WPB42	19.31 x 17.31 x 9.58 (490 x 440 x 243)	18 x 16 x 9.33 (457 x 406 x 237)	14 (6.35)	MP1816A MP1816S MP1816N	(42) 30.5 mm

Custom push button solutions available...

	Part Number	Exterior Dimensions	Viewing Area	Minimum Enclosure Size
		H x W x D Inches (mm)	H x W Inches (mm)	
	SW32	3.75 x 3.38 x .50 (95 x 86 x 13)	3.09 x 2.59 (78 x 66)	VJ606
	SW44	4.63 x 4.63 x .3125 (118 x 118 x 8)	3.7 x 3.7 (94 x 94)	VJ606
	SW64	7.31 x 5.75 x .3125 (186 x 146 x 8)	6.06 x 4.50 (154 x 114)	VJ806
	SW84N with nameplate	9.41 x 5.47 x .25 (239 x 139 x 6)	7.81 x 3.91 (198 x 99)	VJ806
	SW84X	8.50 x 5.75 x .25 (216 x 146 x 6)	7.81 x 3.91 (198 x 99)	VJ806
	SW97	10.31 x 8.25 x .25 (262 x 210 x 6)	8.81 x 6.75 (224 x 171)	VJ1008
	95HCD Hinged Inspection Window	9.50 x 5.68 x .52 (241 x 144 x 13)	8.94 x 5.13 (227 x 130)	VJ1008

	Part Number	Dimensions	Material	Thickness	Weight	Enclosure
		H x W Inches (mm)		Inches (mm)	Lbs (kg)	Range
	MP606A MP606S MP606N	4.88 x 4.88 (124 x 124)	Aluminum Steel Non-Metallic	.08 (2) .06 (1.5) .1875 (4.8)	.25 (.11) .47 (.21) .22 (.10)	VJ606
	MP806A MP806S MP806N	6.75 x 4.88 (171 x 124)	Aluminum Steel Non-Metallic	.08 (2) .06 (1.5) .1875 (4.8)	.34 (.15) .62 (.28) .29 (.13)	VJ806
	MP1008A MP1008S MP1008N	8.75 x 6.88 (222 x 175)	Aluminum Steel Non-Metallic	.08 (2) .06 (1.5) .1875 (4.8)	.56 (.25) 1.04 (.47) .48 (.22)	VJ1008
	MP1210A MP1210S MP1210N	10.75 x 8.88 (273 x 226)	Aluminum Steel Non-Metallic	.08 (2) .06 (1.5) .1875 (4.8)	.84 (.38) 1.56 (.71) .72 (.33)	VJ1210
	MP1412A MP1412S MP1412N	12.75 x 10.88 (324 x 276)	Aluminum Steel Non-Metallic	.08 (2) .06 (1.5) .1875 (4.8)	1.18 (.54) 2.18 (.99) 1.01 (.46)	VJ1412
	MP1614A MP1614S MP1614N	14.75 x 12.88 (375 x 327)	Aluminum Steel Non-Metallic	.08 (2) .06 (1.5) .1875 (4.8)	1.57 (.71) 2.91 (1.32) 1.34 (.61)	VJ1614
	MP1816A MP1816S MP1816N	16.75 x 14.88 (425 x 378)	Aluminum Steel Non-Metallic	.08 (2) .06 (1.5) .1875 (4.8)	2.02 (.92) 3.74 (1.7) 1.73 (.78)	VJ1816

	Part Number	Dimensions	Material	Thickness	Weight	Style	Enclosure
		H x W Inches (mm)		Inches (mm)	Lbs (kg)		Range
	VFP606A VFP606A VFP606A-KIT	5.75 x 5.75 (146 x 146)	Aluminum	.08 (2)	.25 (.11)	Dead Front Hinged Installed Hinged Kit	VJ606
	VFP806A VFP806A VFP806A-KIT	7.75 x 5.75 (197 x 146)	Aluminum	.08 (2)	.34 (.15)	Dead Front Hinged Installed Hinged Kit	VJ806
	VFP1008A VFP1008A VFP1008A-KIT	9.75 x 7.75 (248 x 197)	Aluminum	.08 (2)	.56 (.25)	Dead Front Hinged Installed Hinged Kit	VJ1008
	VFP1210A VFP1210A VFP1210A-KIT	11.75 x 9.75 (298 x 248)	Aluminum	.08 (2)	.84 (.38)	Dead Front Hinged Installed Hinged Kit	VJ1210
	VFP1412A VFP1412A VFP1412A-KIT	13.75 x 11.75 (349 x 298)	Aluminum	.08 (2)	1.18 (.54)	Dead Front Hinged Installed Hinged Kit	VJ1412
	VFP1614A VFP1614A VFP1614A-KIT	15.75 x 13.75 (400 x 349)	Aluminum	.08 (2)	1.57 (.71)	Dead Front Hinged Installed Hinged Kit	VJ1614
	VFP1816A VFP1816A VFP1816A-KIT	17.75 x 15.75 (451 x 400)	Aluminum	.08 (2)	2.02 (.92)	Dead Front Hinged Installed Hinged Kit	VJ1816

	<p>MEDVRAL7035 Air Vents</p>	<p>Material: Polyamide Package: Set of 2 pieces 2 air vents must be installed to ensure sufficient air circulation and prevent condensation. Complete with template and screws. The air vents should be mounted in the upper and lower part of the enclosure if possible.</p>
	<p>SEDV Small Drain Vent</p>	<p>Material: Polyamide Package: Set of 2 pieces 2 air vents must be mounted per enclosure to ensure sufficient air circulation and prevent condensation water.</p>
	<p>VJNMH Non-metallic Hinges</p>	<p>Material: Polyamide Package: Set of 2 pieces Allows the cover to open at an angle exceeding 180°. Cover can be lifted off and reinstalled without tools (optional upon request). Adjustment of pivot pin makes cover unremovable.</p>
	<p>VJPL-KIT Padlockable Latch</p>	<p>Material: 316 Stainless Steel 2 Latches are required on enclosures 12 x 10 and larger to maintain UL Listing.</p>
	<p>VJLL-KIT Twist Latch</p>	<p>Material: 316 Stainless Steel 2 Latches are required on enclosures 12 x 10 and larger to maintain UL Listing.</p>
	<p>SO-05 .50" Aluminum Back Panel Stand Off</p>	<p>Material: Aluminum Length inches (mm): .5 (12.7) 10-32 thread to match back panel inserts and screws.</p>
	<p>SO-10 1" Aluminum Back Panel Stand Off</p>	<p>Material: Aluminum Length inches (mm): 1 (25.4) 10-32 thread to match back panel inserts and screws.</p>
	<p>SO-20 2" Aluminum Back Panel Stand Off</p>	<p>Material: Aluminum Length inches (mm): 2 (50.8) 10-32 thread to match back panel inserts and screws.</p>
	<p>SO-30 3" Aluminum Back Panel Stand Off</p>	<p>Material: Aluminum Length inches (mm): 3 (76.2) 10-32 thread to match back panel inserts and screws.</p>
	<p>SO-3.5 3.5" Aluminum Back Panel Stand Off</p>	<p>Material: Aluminum Length inches (mm): 3.5 (88.9) 10-32 thread to match back panel inserts and screws.</p>
	<p>SO-40 4" Aluminum Back Panel Stand Off</p>	<p>Material: Aluminum Length inches (mm): 4 (101.6) 10-32 thread to match back panel inserts and screws.</p>

APO Series

configuration options and specifications

** Suffix

No Suffix: Opaque cover and non-metallic corner screws

H: Opaque cover, non-metallic hinges and non-metallic corner screws

HPL: Opaque cover, non-metallic hinges and stainless steel padlockable latch(es)

CT: Transparent cover and non-metallic corner screws

CTH: Transparent cover, non-metallic hinges and non-metallic corner screws

CTHPL: Transparent cover, non-metallic hinges and stainless steel padlockable latch(es)

DT: Inspection window cover and non-metallic corner screws

DTH: Inspection window cover, non-metallic hinges and non-metallic corner screws

DTHPL: Inspection window cover, non-metallic hinges and stainless steel padlockable latch(es)

E1: One extension collar

E2: Two extension collars

E3: Three extension collars

E4: Four extension collars

E5: Five extension collars

Extension collars not available for A51, extension collar options available on H and HPL enclosures, DT Covers not available on A1, A81, A11 and A12

Features

- Enclosures are maintenance free and corrosion resistant.
- Bases and opaque covers are made from hot compression molded halogen free, self extinguishing fiberglass reinforced polyester (FRP) that can withstand continuous temperatures up to 158°F (70°C) and momentary exposure to 302°F (150°C).
- Transparent covers are made from transparent polycarbonate that can withstand continuous temperatures to 248°F (120°C)
- All enclosures can be easily modified to customer specifications.
- Gaskets are made from continuously poured polyurethane foam.
- Brass M4 threaded inserts are factory installed for mounting plate attachment.
- 4 to 6 bosses suitable for M6 threaded inserts are molded into the base (dependant on enclosure size).
- Maintain UL / CSA Type 4x with up to 5 extension collars.

Applications

APO enclosures are designed for use as insulated electrical junction boxes, terminal wiring boxes, instrument housings and electrical control enclosures in highly corrosive environments.

Standards

IEC 60529 (IP67)

IEC 62262 (IK10)

IEC 60439-1

IEC 62208

EN 60529 (IP67)

EN 62262 (IK10)

EN 60439-1

EN 62208

Approvals

UL Listed Types 3, 3R, 4, 4X, 12 & 13

CSA 3, 3R, 4, 4X, 6, 12 & 13

LLOYD'S Register of Shipping

KEMA

No Suffix



CT



DT



E1



E1CT



E1DT



Opaque Cover Enclosures (APO)	30
Opaque Cover Enclosures with Extension Collars (APO E)	32
Transparent Cover Enclosures (APO CT)	42
Transparent Cover Enclosures with Extension Collars (APO E CT)	44
DT Cover Enclosures (APO DT)	54
DT Cover Enclosures with Extension Collars (APO E DT)	56
DT Covers	66
Components	68
Back Plates	71
Front Plates	72
Accessories	73



Configurations

No Suffix: Non-metallic corner screws

H: Non-metallic hinges and non-metallic corner screws

HPL: Non-metallic hinges and stainless steel padlockable latch(es)

Features

- Enclosures are maintenance free and corrosion resistant.
- Bases and covers are made from hot compression molded halogen free, self extinguishing fiberglass reinforced polyester (FRP) that can withstand continuous temperatures up to 158°F (70°C) and momentary exposure to 302°F (150°C).
- All enclosures can be easily modified to customer specifications.
- Gaskets are made from continuously poured polyurethane foam.
- Brass M4 threaded inserts are factory installed for mounting plate attachment.
- 4 to 6 bosses suitable for M6 threaded inserts are molded into the base (dependant on enclosure size).
- Maintain UL / CSA Type 4x with up to 5 extension collars.

Applications


APO enclosures are designed for use as insulated electrical junction boxes, terminal wiring boxes, instrument housings and electrical control enclosures in highly corrosive environments.

Standards

IEC 60529 (IP67)	EN 60529 (IP67)
IEC 62262 (IK10)	EN 62262 (IK10)
IEC 60439-1	EN 60439-1
IEC 62208	EN 62208

Approvals

UL Listed Types 3, 3R, 4, 4X, 12 & 13
 CSA 3, 3R, 4, 4X, 12 & 13
 LLOYD'S Register of Shipping
 KEMA



Part Number	Exterior Dimensions	Interior Dimensions	Weight	Back Plate	Front Plate
	H x W x D Inches (mm)	H x W x D Inches (mm)	Lbs (kg)	A: Aluminum S: Steel N: Non-Metallic	A: Aluminum
A1-706 A1-706H A1-706HPL1	7.32 x 5.94 x 5.50 (186 x 151 x 140)	6.54 x 5.16 x 5.00 (165 x 131 x 127)	2.5 (1.13)	BP706A BP706S BP706N	FP706A FPH706A FPH706A-KIT
A31-1207 A31-1207H A31-1207HPL2	11.89 x 7.32 x 6.93 (302 x 186 x 176)	11.10 x 6.54 x 6.43 (282 x 166 x 163)	4 (1.81)	BP1207A BP1207S BP1207N	FP1207A FPH1207A FPH1207A-KIT
A41-1212 A41-1212H A41-1212HPL2	11.89 x 11.89 x 6.93 (302 x 302 x 176)	11.10 x 11.10 x 6.43 (282 x 282 x 163)	5 (2.27)	BP1212A BP1212S BP1212N	FP1212A FPH1212A FPH1212A-KIT
A71-1412 A71-1412H A71-1412HPL2	14.65 x 11.89 x 6.93 (372 x 302 x 176)	13.86 x 11.10 x 6.43 (352 x 282 x 163)	6 (2.72)	BP1412A BP1412S BP1412N	FP1412A FPH1412A FPH1412A-KIT
A51-1912 A51-1912H A51-1912HPL2	19.20 x 11.89 x 6.93 (488 x 302 x 176)	18.40 x 11.10 x 6.43 (467 x 282 x 163)	7.5 (3.40)	BP1912A BP1912S BP1912N	FP1912A FPH1912A FPH1912A-KIT
A81-2212 A81-2212H A81-2212HPL2	21.97 x 11.89 x 6.93 (558 x 302 x 176)	21.14 x 11.10 x 6.43 (537 x 282 x 163)	9.5 (4.31)	BP2212A BP2212S BP2212N	FP2212A FPH2212A FPH2212A-KIT
A61-2412 A61-2412H A61-2412HPL2	23.74 x 11.89 x 6.93 (603 x 302 x 176)	22.91 x 11.10 x 6.43 (582 x 282 x 163)	10 (4.54)	BP2412A BP2412S BP2412N	FP2412A FPH2412A FPH2412A-KIT
A11-2414 A11-2414H A11-2414HPL2	23.74 x 14.65 x 6.93 (603 x 372 x 176)	22.91 x 13.86 x 6.43 (582 x 352 x 163)	11.8 (5.35)	BP2412A BP2412S BP2412N	FP2412A FPH2412A FPH2412A-KIT
A12-2424 A12-2424H A12-2424HPL4	23.74 x 23.74 x 6.93 (603 x 603 x 176)	22.91 x 22.91 x 6.43 (582 x 582 x 163)	17.5 (7.94)	BP2424A BP2424S BP2424N	FP2424A FPH2424A FPH2424A-KIT

Configurations

- E1:** One extension collar and non-metallic corner screws
- E1H:** One extension collar, non-metallic hinges and non-metallic corner screws
- E1HPL:** One extension collar, non-metallic hinges and stainless steel padlockable latch(es)

Features

- Enclosures are maintenance free and corrosion resistant.
- Bases and covers are made from hot compression molded halogen free, self extinguishing fiberglass reinforced polyester (FRP) that can withstand continuous temperatures up to 158°F (70°C) and momentary exposure to 302°F (150°C).
- All enclosures can be easily modified to customer specifications.
- Gaskets are made from continuously poured polyurethane foam.
- Brass M4 threaded inserts are factory installed for mounting plate attachment.
- 4 to 6 bosses suitable for M6 threaded inserts are molded into the base (dependant on enclosure size).
- Maintain UL / CSA Type 4x with up to 5 extension collars.

Applications

APO enclosures with extension collars are designed for use as insulated electrical junction boxes, terminal wiring boxes, instrument housings and electrical control enclosures in highly corrosive environments where flexibility and extra depth is required.

Standards

IEC 60529 (IP67)	EN 60529 (IP67)
IEC 62262 (IK10)	EN 62262 (IK10)
IEC 60439-1	EN 60439-1
IEC 62208	EN 62208

Approvals

UL Listed Types 3, 3R, 4, 4X, 12 & 13
 CSA 3, 3R, 4, 4X, 12 & 13
 LLOYD'S Register of Shipping
 KEMA



Part Number	Exterior Dimensions H x W x D Inches (mm)	Interior Dimensions H x W x D Inches (mm)	Weight Lbs (kg)	Back Plate A: Aluminum S: Steel N: Non-Metallic	Front Plate A: Aluminum
A1-706E1 A1-706E1H A1-706E1HPL1	7.32 x 5.94 x 6.88 (186 x 151 x 175)	6.54 x 5.16 x 6.38 (165 x 131 x 162)	2.97 (1.35)	BP706A BP706S BP706N	FP706A FPH706A FPH706A-KIT
A31-1207E1 A31-1207E1H A31-1207E1HPL2	11.89 x 7.32 x 8.31 (302 x 186 x 211)	11.10 x 6.54 x 7.81 (282 x 166 x 198)	4.67 (2.12)	BP1207A BP1207S BP1207N	FP1207A FPH1207A FPH1207A-KIT
A41-1212E1 A41-1212E1H A41-1212E1HPL2	11.89 x 11.89 x 8.31 (302 x 302 x 211)	11.10 x 11.10 x 7.81 (282 x 282 x 198)	5.87 (2.66)	BP1212A BP1212S BP1212N	FP1212A FPH1212A FPH1212A-KIT
A71-1412E1 A71-1412E1H A71-1412E1HPL2	14.65 x 11.89 x 8.31 (372 x 302 x 211)	13.86 x 11.10 x 7.81 (352 x 282 x 198)	7 (3.18)	BP1412A BP1412S BP1412N	FP1412A FPH1412A FPH1412A-KIT
Extension collars not available on A51-1912					
A81-2212E1 A81-2212E1H A81-2212E1HPL2	21.97 x 11.89 x 9.29 (558 x 302 x 236)	21.14 x 11.10 x 8.79 (537 x 282 x 223)	11 (4.99)	BP2212A BP2212S BP2212N	FP2212A FPH2212A FPH2212A-KIT
A61-2412E1 A61-2412E1H A61-2412E1HPL2	23.74 x 11.89 x 9.29 (603 x 302 x 236)	22.91 x 11.10 x 8.79 (582 x 282 x 223)	12 (5.44)	BP2412A BP2412S BP2412N	FP2412A FPH2412A FPH2412A-KIT
A11-2414E1 A11-2414E1H A11-2414E1HPL2	23.74 x 14.65 x 9.29 (603 x 372 x 236)	22.91 x 13.86 x 8.79 (582 x 352 x 223)	14.3 (6.49)	BP2412A BP2412S BP2412N	FP2412A FPH2412A FPH2412A-KIT
A12-2424E1 A12-2424E1H A12-2424E1HPL4	23.74 x 23.74 x 9.29 (603 x 603 x 236)	22.91 x 22.91 x 8.79 (582 x 582 x 223)	21.5 (9.75)	BP2424A BP2424S BP2424N	FP2424A FPH2424A FPH2424A-KIT

Configurations

- E2:** Two extension collars and non-metallic corner screws
- E2H:** Two extension collars, non-metallic hinges and non-metallic corner screws
- E2HPL:** Two extension collars, non-metallic hinges and stainless steel padlockable latch(es)

Features

- Enclosures are maintenance free and corrosion resistant.
- Bases and covers are made from hot compression molded halogen free, self extinguishing fiberglass reinforced polyester (FRP) that can withstand continuous temperatures up to 158°F (70°C) and momentary exposure to 302°F (150°C).
- All enclosures can be easily modified to customer specifications.
- Gaskets are made from continuously poured polyurethane foam.
- Brass M4 threaded inserts are factory installed for mounting plate attachment.
- 4 to 6 bosses suitable for M6 threaded inserts are molded into the base (dependant on enclosure size).
- Maintain UL / CSA Type 4x with up to 5 extension collars.

Applications

APO enclosures with extension collars are designed for use as insulated electrical junction boxes, terminal wiring boxes, instrument housings and electrical control enclosures in highly corrosive environments where flexibility and extra depth is required.

Standards

IEC 60529 (IP67)	EN 60529 (IP67)
IEC 62262 (IK10)	EN 62262 (IK10)
IEC 60439-1	EN 60439-1
IEC 62208	EN 62208

Approvals

UL Listed Types 3, 3R, 4, 4X, 12 & 13
 CSA 3, 3R, 4, 4X, 12 & 13
 LLOYD'S Register of Shipping
 KEMA



Part Number	Exterior Dimensions H x W x D Inches (mm)	Interior Dimensions H x W x D Inches (mm)	Weight Lbs (kg)	Back Plate A: Aluminum S: Steel N: Non-Metallic	Front Plate A: Aluminum
A1-706E2 A1-706E2H A1-706E2HPL1	7.32 x 5.94 x 8.26 (186 x 151 x 210)	6.54 x 5.16 x 7.76 (165 x 131 x 197)	3.44 (1.56)	BP706A BP706S BP706N	FP706A FPH706A FPH706A-KIT
A31-1207E2 A31-1207E2H A31-1207E2HPL2	11.89 x 7.32 x 9.69 (302 x 186 x 246)	11.10 x 6.54 x 9.19 (282 x 166 x 233)	5.34 (2.42)	BP1207A BP1207S BP1207N	FP1207A FPH1207A FPH1207A-KIT
A41-1212E2 A41-1212E2H A41-1212E2HPL2	11.89 x 11.89 x 9.69 (302 x 302 x 246)	11.10 x 11.10 x 9.19 (282 x 282 x 233)	6.74 (3.06)	BP1212A BP1212S BP1212N	FP1212A FPH1212A FPH1212A-KIT
A71-1412E2 A71-1412E2H A71-1412E2HPL2	14.65 x 11.89 x 9.69 (372 x 302 x 246)	13.86 x 11.10 x 9.19 (352 x 282 x 233)	8 (3.63)	BP1412A BP1412S BP1412N	FP1412A FPH1412A FPH1412A-KIT
Extension collars not available on A51-1912					
A81-2212E2 A81-2212E2H A81-2212E2HPL2	21.97 x 11.89 x 11.65 (558 x 302 x 296)	21.14 x 11.10 x 11.15 (537 x 282 x 283)	12.5 (5.67)	BP2212A BP2212S BP2212N	FP2212A FPH2212A FPH2212A-KIT
A61-2412E2 A61-2412E2H A61-2412E2HPL2	23.74 x 11.89 x 11.65 (603 x 302 x 296)	22.91 x 11.10 x 11.15 (582 x 282 x 283)	14 (6.35)	BP2412A BP2412S BP2412N	FP2412A FPH2412A FPH2412A-KIT
A11-2414E2 A11-2414E2H A11-2414E2HPL2	23.74 x 14.65 x 11.65 (603 x 372 x 296)	22.91 x 13.86 x 11.15 (582 x 352 x 283)	16.8 (7.62)	BP2412A BP2412S BP2412N	FP2412A FPH2412A FPH2412A-KIT
A12-2424E2 A12-2424E2H A12-2424E2HPL4	23.74 x 23.74 x 11.65 (603 x 603 x 296)	22.91 x 22.91 x 11.15 (582 x 582 x 283)	25.5 (11.57)	BP2424A BP2424S BP2424N	FP2424A FPH2424A FPH2424A-KIT

Configurations

E3: Three extension collars and non-metallic corner screws

E3H: Three extension collars, non-metallic hinges and non-metallic corner screws

E3HPL: Three extension collars, non-metallic hinges and stainless steel padlockable latch(es)

Features

- Enclosures are maintenance free and corrosion resistant.
- Bases and covers are made from hot compression molded halogen free, self extinguishing fiberglass reinforced polyester (FRP) that can withstand continuous temperatures up to 158°F (70°C) and momentary exposure to 302°F (150°C).
- All enclosures can be easily modified to customer specifications.
- Gaskets are made from continuously poured polyurethane foam.
- Brass M4 threaded inserts are factory installed for mounting plate attachment.
- 4 to 6 bosses suitable for M6 threaded inserts are molded into the base (dependant on enclosure size).
- Maintain UL / CSA Type 4x with up to 5 extension collars.

Applications

APO enclosures with extension collars are designed for use as insulated electrical junction boxes, terminal wiring boxes, instrument housings and electrical control enclosures in highly corrosive environments where flexibility and extra depth is required.

Standards

IEC 60529 (IP67)	EN 60529 (IP67)
IEC 62262 (IK10)	EN 62262 (IK10)
IEC 60439-1	EN 60439-1
IEC 62208	EN 62208

Approvals

UL Listed Types 3, 3R, 4, 4X, 12 & 13
CSA 3, 3R, 4, 4X, 12 & 13
LLOYD'S Register of Shipping
KEMA



Part Number	Exterior Dimensions H x W x D Inches (mm)	Interior Dimensions H x W x D Inches (mm)	Weight Lbs (kg)	Back Plate A: Aluminum S: Steel N: Non-Metallic	Front Plate A: Aluminum
A1-706E3 A1-706E3H A1-706E3HPL1	7.32 x 5.94 x 9.64 (186 x 151 x 245)	6.54 x 5.16 x 9.14 (165 x 131 x 232)	3.91 (1.77)	BP706A BP706S BP706N	FP706A FPH706A FPH706A-KIT
A31-1207E3 A31-1207E3H A31-1207E3HPL2	11.89 x 7.32 x 11.07 (302 x 186 x 281)	11.10 x 6.54 x 10.57 (282 x 166 x 268)	6.01 (2.73)	BP1207A BP1207S BP1207N	FP1207A FPH1207A FPH1207A-KIT
A41-1212E3 A41-1212E3H A41-1212E3HPL2	11.89 x 11.89 x 11.07 (302 x 302 x 281)	11.10 x 11.10 x 10.57 (282 x 282 x 268)	7.61 (3.45)	BP1212A BP1212S BP1212N	FP1212A FPH1212A FPH1212A-KIT
A71-1412E3 A71-1412E3H A71-1412E3HPL2	14.65 x 11.89 x 11.07 (372 x 302 x 281)	13.86 x 11.10 x 10.57 (352 x 282 x 268)	9 (4.08)	BP1412A BP1412S BP1412N	FP1412A FPH1412A FPH1412A-KIT
Extension collars not available on A51-1912					
A81-2212E3 A81-2212E3H A81-2212E3HPL2	21.97 x 11.89 x 14.01 (558 x 302 x 356)	21.14 x 11.10 x 13.51 (537 x 282 x 343)	14 (6.35)	BP2212A BP2212S BP2212N	FP2212A FPH2212A FPH2212A-KIT
A61-2412E3 A61-2412E3H A61-2412E3HPL2	23.74 x 11.89 x 14.01 (603 x 302 x 356)	22.91 x 11.10 x 13.51 (582 x 282 x 343)	16 (7.26)	BP2412A BP2412S BP2412N	FP2412A FPH2412A FPH2412A-KIT
A11-2414E3 A11-2414E3H A11-2414E3HPL2	23.74 x 14.65 x 14.01 (603 x 372 x 356)	22.91 x 13.86 x 13.51 (582 x 352 x 343)	19.3 (8.75)	BP2412A BP2412S BP2412N	FP2412A FPH2412A FPH2412A-KIT
A12-2424E3 A12-2424E3H A12-2424E3HPL4	23.74 x 23.74 x 14.01 (603 x 603 x 356)	22.91 x 22.91 x 13.51 (582 x 582 x 343)	29.5 (13.38)	BP2424A BP2424S BP2424N	FP2424A FPH2424A FPH2424A-KIT

Configurations

E4: Four extension collars and non-metallic corner screws

E4H: Four extension collars, non-metallic hinges and non-metallic corner screws

E4HPL: Four extension collars, non-metallic hinges and stainless steel padlockable latch(es)

Features

- Enclosures are maintenance free and corrosion resistant.
- Bases and covers are made from hot compression molded halogen free, self extinguishing fiberglass reinforced polyester (FRP) that can withstand continuous temperatures up to 158°F (70°C) and momentary exposure to 302°F (150°C).
- All enclosures can be easily modified to customer specifications.
- Gaskets are made from continuously poured polyurethane foam.
- Brass M4 threaded inserts are factory installed for mounting plate attachment.
- 4 to 6 bosses suitable for M6 threaded inserts are molded into the base (dependant on enclosure size).
- Maintain UL / CSA Type 4x with up to 5 extension collars.

Applications

APO enclosures with extension collars are designed for use as insulated electrical junction boxes, terminal wiring boxes, instrument housings and electrical control enclosures in highly corrosive environments where flexibility and extra depth is required.

Standards

IEC 60529 (IP67)	EN 60529 (IP67)
IEC 62262 (IK10)	EN 62262 (IK10)
IEC 60439-1	EN 60439-1
IEC 62208	EN 62208

Approvals

UL Listed Types 3, 3R, 4, 4X, 12 & 13
 CSA 3, 3R, 4, 4X, 12 & 13
 LLOYD'S Register of Shipping
 KEMA



Part Number	Exterior Dimensions H x W x D Inches (mm)	Interior Dimensions H x W x D Inches (mm)	Weight Lbs (kg)	Back Plate A: Aluminum S: Steel N: Non-Metallic	Front Plate A: Aluminum
A1-706E4 A1-706E4H A1-706E4HPL1	7.32 x 5.94 x 11.02 (186 x 151 x 280)	6.54 x 5.16 x 10.52 (165 x 131 x 267)	4.38 (1.99)	BP706A BP706S BP706N	FP706A FPH706A FPH706A-KIT
A31-1207E4 A31-1207E4H A31-1207E4HPL2	11.89 x 7.32 x 12.45 (302 x 186 x 316)	11.10 x 6.54 x 11.95 (282 x 166 x 304)	6.68 (3.03)	BP1207A BP1207S BP1207N	FP1207A FPH1207A FPH1207A-KIT
A41-1212E4 A41-1212E4H A41-1212E4HPL2	11.89 x 11.89 x 12.45 (302 x 302 x 316)	11.10 x 11.10 x 11.95 (282 x 282 x 304)	8.48 (3.85)	BP1212A BP1212S BP1212N	FP1212A FPH1212A FPH1212A-KIT
A71-1412E4 A71-1412E4H A71-1412E4HPL2	14.65 x 11.89 x 12.45 (372 x 302 x 316)	13.86 x 11.10 x 11.95 (352 x 282 x 304)	10 (4.54)	BP1412A BP1412S BP1412N	FP1412A FPH1412A FPH1412A-KIT
Extension collars not available on A51-1912					
A81-2212E4 A81-2212E4H A81-2212E4HPL2	21.97 x 11.89 x 16.37 (558 x 302 x 416)	21.14 x 11.10 x 15.87 (537 x 282 x 403)	15.5 (7.03)	BP2212A BP2212S BP2212N	FP2212A FPH2212A FPH2212A-KIT
A61-2412E4 A61-2412E4H A61-2412E4HPL2	23.74 x 11.89 x 16.37 (603 x 302 x 416)	22.91 x 11.10 x 15.87 (582 x 282 x 403)	18 (8.16)	BP2412A BP2412S BP2412N	FP2412A FPH2412A FPH2412A-KIT
A11-2414E4 A11-2414E4H A11-2414E4HPL2	23.74 x 14.65 x 16.37 (603 x 372 x 416)	22.91 x 13.86 x 15.87 (582 x 352 x 403)	21.8 (9.89)	BP2412A BP2412S BP2412N	FP2412A FPH2412A FPH2412A-KIT
A12-2424E4 A12-2424E4H A12-2424E4HPL4	23.74 x 23.74 x 16.37 (603 x 603 x 416)	22.91 x 22.91 x 15.87 (582 x 582 x 403)	33.5 (15.20)	BP2424A BP2424S BP2424N	FP2424A FPH2424A FPH2424A-KIT

Configurations

E5: Five extension collars and non-metallic corner screws

E5H: Five extension collars, non-metallic hinges and non-metallic corner screws

E5HPL: Five extension collars, non-metallic hinges and stainless steel padlockable latch(es)

Features

- Enclosures are maintenance free and corrosion resistant.
- Bases and covers are made from hot compression molded halogen free, self extinguishing fiberglass reinforced polyester (FRP) that can withstand continuous temperatures up to 158°F (70°C) and momentary exposure to 302°F (150°C).
- All enclosures can be easily modified to customer specifications.
- Gaskets are made from continuously poured polyurethane foam.
- Brass M4 threaded inserts are factory installed for mounting plate attachment.
- 4 to 6 bosses suitable for M6 threaded inserts are molded into the base (dependant on enclosure size).
- Maintain UL / CSA Type 4x with up to 5 extension collars.

Applications

APO enclosures with extension collars are designed for use as insulated electrical junction boxes, terminal wiring boxes, instrument housings and electrical control enclosures in highly corrosive environments where flexibility and extra depth is required.

Standards

IEC 60529 (IP67)	EN 60529 (IP67)
IEC 62262 (IK10)	EN 62262 (IK10)
IEC 60439-1	EN 60439-1
IEC 62208	EN 62208

Approvals

UL Listed Types 3, 3R, 4, 4X, 12 & 13
 CSA 3, 3R, 4, 4X, 12 & 13
 LLOYD'S Register of Shipping
 KEMA



Part Number	Exterior Dimensions H x W x D Inches (mm)	Interior Dimensions H x W x D Inches (mm)	Weight Lbs (kg)	Back Plate A: Aluminum S: Steel N: Non-Metallic	Front Plate A: Aluminum
A1-706E5 A1-706E5H A1-706E5HPL1	7.32 x 5.94 x 12.40 (186 x 151 x 315)	6.54 x 5.16 x 11.90 (165 x 131 x 302)	4.85 (2.20)	BP706A BP706S BP706N	FP706A FPH706A FPH706A-KIT
A31-1207E5 A31-1207E5H A31-1207E5HPL2	11.89 x 7.32 x 13.83 (302 x 186 x 351)	11.10 x 6.54 x 13.33 (282 x 166 x 339)	7.35 (3.33)	BP1207A BP1207S BP1207N	FP1207A FPH1207A FPH1207A-KIT
A41-1212E5 A41-1212E5H A41-1212E5HPL2	11.89 x 11.89 x 13.83 (302 x 302 x 351)	11.10 x 11.10 x 13.33 (282 x 282 x 339)	9.35 (4.24)	BP1212A BP1212S BP1212N	FP1212A FPH1212A FPH1212A-KIT
A71-1412E5 A71-1412E5H A71-1412E5HPL2	14.65 x 11.89 x 13.83 (372 x 302 x 351)	13.86 x 11.10 x 13.33 (352 x 282 x 339)	11 (4.99)	BP1412A BP1412S BP1412N	FP1412A FPH1412A FPH1412A-KIT
Extension collars not available on A51-1912					
A81-2212E5 A81-2212E5H A81-2212E5HPL2	21.97 x 11.89 x 18.73 (558 x 302 x 476)	21.14 x 11.10 x 18.23 (537 x 282 x 463)	17 (7.71)	BP2212A BP2212S BP2212N	FP2212A FPH2212A FPH2212A-KIT
A61-2412E5 A61-2412E5H A61-2412E5HPL2	23.74 x 11.89 x 18.73 (603 x 302 x 476)	22.91 x 11.10 x 18.23 (582 x 282 x 463)	20 (9.07)	BP2412A BP2412S BP2412N	FP2412A FPH2412A FPH2412A-KIT
A11-2414E5 A11-2414E5H A11-2414E5HPL2	23.74 x 14.65 x 18.73 (603 x 372 x 476)	22.91 x 13.86 x 18.23 (582 x 352 x 463)	24.3 (11.02)	BP2412A BP2412S BP2412N	FP2412A FPH2412A FPH2412A-KIT
A12-2424E5 A12-2424E5H A12-2424E5HPL4	23.74 x 23.74 x 18.73 (603 x 603 x 476)	22.91 x 22.91 x 18.23 (582 x 582 x 463)	37.5 (17.01)	BP2424A BP2424S BP2424N	FP2424A FPH2424A FPH2424A-KIT

Configurations

- CT: Non-metallic corner screws
- CTH: Non-metallic hinges and non-metallic corner screws
- CTHPL: Non-metallic hinges and stainless steel padlockable latch(es)

Features

- Enclosures are maintenance free and corrosion resistant.
- Bases are made from hot compression molded halogen free, self extinguishing fiberglass reinforced polyester (FRP) that can withstand continuous temperatures up to 158°F (70°C) and momentary exposure to 302°F (150°C).
- Covers are made from transparent polycarbonate that can withstand continuous temperatures to 248°F (120°C).
- All enclosures can be easily modified to customer specifications.
- Gaskets are made from continuously poured polyurethane foam.
- Brass M4 threaded inserts are factory installed for mounting plate attachment.
- 4 to 6 bosses suitable for M6 threaded inserts are molded into the base (dependant on enclosure size).
- Maintain UL / CSA Type 4x with up to 5 extension collars.

Applications

APO CT enclosures are designed for use as insulated electrical junction boxes, terminal wiring boxes, instrument housings and electrical control enclosures in highly corrosive environments where visibility of internal components is necessary.

Standards

- IEC 60529 (IP67) EN 60529 (IP67)
- IEC 62262 (IK10) EN 62262 (IK10)
- IEC 60439-1 EN 60439-1
- IEC 62208 EN 62208

Approvals

- UL Listed Types 3, 3R, 4, 4X, 12 & 13
- CSA 3, 3R, 4, 4X, 12 & 13
- LLOYD'S Register of Shipping
- KEMA



Part Number	Exterior Dimensions	Interior Dimensions	Weight	Back Plate	Front Plate
	H x W x D Inches (mm)	H x W x D Inches (mm)	Lbs (kg)	A: Aluminum S: Steel N: Non-Metallic	A: Aluminum
A1-706CT A1-706CTH A1-706CTHPL1	7.32 x 5.94 x 5.50 (186 x 151 x 140)	6.54 x 5.16 x 5.00 (165 x 131 x 127)	2.5 (1.13)	BP706A BP706S BP706N	FP706A FPH706A FPH706A-KIT
A31-1207CT A31-1207CTH A31-1207CTHPL2	11.89 x 7.32 x 6.93 (302 x 186 x 176)	11.10 x 6.54 x 6.43 (282 x 166 x 163)	4 (1.81)	BP1207A BP1207S BP1207N	FP1207A FPH1207A FPH1207A-KIT
A41-1212CT A41-1212CTH A41-1212CTHPL2	11.89 x 11.89 x 6.93 (302 x 302 x 176)	11.10 x 11.10 x 6.43 (282 x 282 x 163)	5 (2.27)	BP1212A BP1212S BP1212N	FP1212A FPH1212A FPH1212A-KIT
A71-1412CT A71-1412CTH A71-1412CTHPL2	14.65 x 11.89 x 6.93 (372 x 302 x 176)	13.86 x 11.10 x 6.43 (352 x 282 x 163)	6 (2.72)	BP1412A BP1412S BP1412N	FP1412A FPH1412A FPH1412A-KIT
A51-1912CT A51-1912CTH A51-1912CTHPL2	19.20 x 11.89 x 8.31 (488 x 302 x 211)	18.40 x 11.10 x 7.81 (467 x 282 x 198)	7.5 (3.40)	BP1912A BP1912S BP1912N	FP1912A FPH1912A FPH1912A-KIT
A81-2212CT A81-2212CTH A81-2212CTHPL2	21.97 x 11.89 x 8.31 (558 x 302 x 211)	21.14 x 11.10 x 7.81 (537 x 282 x 198)	9.5 (4.31)	BP2212A BP2212S BP2212N	FP2212A FPH2212A FPH2212A-KIT
A61-2412CT A61-2412CTH A61-2412CTHPL2	23.74 x 11.89 x 8.31 (603 x 302 x 211)	22.91 x 11.10 x 7.81 (582 x 282 x 198)	10 (4.54)	BP2412A BP2412S BP2412N	FP2412A FPH2412A FPH2412A-KIT
A11-2414CT A11-2414CTH A11-2414CTHPL2	23.74 x 14.65 x 8.31 (603 x 372 x 211)	22.91 x 13.86 x 7.81 (582 x 352 x 198)	11.8 (5.35)	BP2412A BP2412S BP2412N	FP2412A FPH2412A FPH2412A-KIT
A12-2424CT A12-2424CTH A12-2424CTHPL4	23.74 x 23.74 x 8.31 (603 x 603 x 211)	22.91 x 22.91 x 7.81 (582 x 582 x 198)	17.5 (7.94)	BP2424A BP2424S BP2424N	FP2424A FPH2424A FPH2424A-KIT

Configurations

E1CT: One extension collar and non-metallic corner screws

E1CTH: One extension collar, non-metallic hinges and non-metallic corner screws

E1CTHPL: One extension collar, non-metallic hinges and stainless steel padlockable latch(es)

Features

- Enclosures are maintenance free and corrosion resistant.
- Bases are made from hot compression molded halogen free, self extinguishing fiberglass reinforced polyester (FRP) that can withstand continuous temperatures up to 158°F (70°C) and momentary exposure to 302°F (150°C).
- Covers are made from transparent polycarbonate that can withstand continuous temperatures to 248°F (120°C).
- All enclosures can be easily modified to customer specifications.
- Gaskets are made from continuously poured polyurethane foam.
- Brass M4 threaded inserts are factory installed for mounting plate attachment.
- 4 to 6 bosses suitable for M6 threaded inserts are molded into the base (dependant on enclosure size).
- Maintain UL / CSA Type 4x with up to 5 extension collars.

Applications

APO CT enclosures are designed for use as insulated electrical junction boxes, terminal wiring boxes, instrument housings and electrical control enclosures in highly corrosive environments where visibility of internal components is necessary.

Standards

IEC 60529 (IP67)	EN 60529 (IP67)
IEC 62262 (IK10)	EN 62262 (IK10)
IEC 60439-1	EN 60439-1
IEC 62208	EN 62208

Approvals

UL Listed Types 3, 3R, 4, 4X, 12 & 13
 CSA 3, 3R, 4, 4X, 12 & 13
 LLOYD'S Register of Shipping
 KEMA



Part Number	Exterior Dimensions H x W x D Inches (mm)	Interior Dimensions H x W x D Inches (mm)	Weight Lbs (kg)	Back Plate A: Aluminum S: Steel N: Non-Metallic	Front Plate A: Aluminum
A1-706E1CT A1-706E1CTH A1-706E1CTHPL1	7.32 x 5.94 x 6.88 (186 x 151 x 175)	6.54 x 5.16 x 6.38 (165 x 131 x 162)	2.97 (1.35)	BP706A BP706S BP706N	FP706A FPH706A FPH706A-KIT
A31-1207E1CT A31-1207E1CTH A31-1207E1CTHPL2	11.89 x 7.32 x 8.31 (302 x 186 x 211)	11.10 x 6.54 x 7.81 (282 x 166 x 198)	4.67 (2.12)	BP1207A BP1207S BP1207N	FP1207A FPH1207A FPH1207A-KIT
A41-1212E1CT A41-1212E1CTH A41-1212E1CTHPL2	11.89 x 11.89 x 8.31 (302 x 302 x 211)	11.10 x 11.10 x 7.81 (282 x 282 x 198)	5.87 (2.66)	BP1212A BP1212S BP1212N	FP1212A FPH1212A FPH1212A-KIT
A71-1412E1CT A71-1412E1CTH A71-1412E1CTHPL2	14.65 x 11.89 x 8.31 (372 x 302 x 211)	13.86 x 11.10 x 7.81 (352 x 282 x 198)	7 (3.18)	BP1412A BP1412S BP1412N	FP1412A FPH1412A FPH1412A-KIT
Extension collars not available on A51-1912					
A81-2212E1CT A81-2212E1CTH A81-2212E1CTHPL2	21.97 x 11.89 x 10.67 (558 x 302 x 271)	21.14 x 11.10 x 10.17 (537 x 282 x 258)	11 (4.99)	BP2212A BP2212S BP2212N	FP2212A FPH2212A FPH2212A-KIT
A61-2412E1CT A61-2412E1CTH A61-2412E1CTHPL2	23.74 x 11.89 x 10.67 (603 x 302 x 271)	22.91 x 11.10 x 10.17 (582 x 282 x 258)	12 (5.44)	BP2412A BP2412S BP2412N	FP2412A FPH2412A FPH2412A-KIT
A11-2414E1CT A11-2414E1CTH A11-2414E1CTHPL2	23.74 x 14.65 x 10.67 (603 x 372 x 271)	22.91 x 13.86 x 10.17 (582 x 352 x 258)	14.3 (6.49)	BP2412A BP2412S BP2412N	FP2412A FPH2412A FPH2412A-KIT
A12-2424E1CT A12-2424E1CTH A12-2424E1CTHPL4	23.74 x 23.74 x 10.67 (603 x 603 x 271)	22.91 x 22.91 x 10.17 (582 x 582 x 258)	21.5 (9.75)	BP2424A BP2424S BP2424N	FP2424A FPH2424A FPH2424A-KIT

Configurations

E2CT: Two extension collars and non-metallic corner screws

E2CTH: Two extension collars, non-metallic hinges and non-metallic corner screws

E2CTHPL: Two extension collars, non-metallic hinges and stainless steel padlockable latch(es)

Features

- Enclosures are maintenance free and corrosion resistant.
- Bases are made from hot compression molded halogen free, self extinguishing fiberglass reinforced polyester (FRP) that can withstand continuous temperatures up to 158°F (70°C) and momentary exposure to 302°F (150°C).
- Covers are made from transparent polycarbonate that can withstand continuous temperatures to 248°F (120°C).
- All enclosures can be easily modified to customer specifications.
- Gaskets are made from continuously poured polyurethane foam.
- Brass M4 threaded inserts are factory installed for mounting plate attachment.
- 4 to 6 bosses suitable for M6 threaded inserts are molded into the base (dependant on enclosure size).
- Maintain UL / CSA Type 4x with up to 5 extension collars.

Applications

APO CT enclosures are designed for use as insulated electrical junction boxes, terminal wiring boxes, instrument housings and electrical control enclosures in highly corrosive environments where visibility of internal components is necessary.

Standards

IEC 60529 (IP67)	EN 60529 (IP67)
IEC 62262 (IK10)	EN 62262 (IK10)
IEC 60439-1	EN 60439-1
IEC 62208	EN 62208

Approvals

UL Listed Types 3, 3R, 4, 4X, 12 & 13
 CSA 3, 3R, 4, 4X, 12 & 13
 LLOYD'S Register of Shipping
 KEMA



Part Number	Exterior Dimensions H x W x D Inches (mm)	Interior Dimensions H x W x D Inches (mm)	Weight Lbs (kg)	Back Plate A: Aluminum S: Steel N: Non-Metallic	Front Plate A: Aluminum
A1-706E2CT A1-706E2CTH A1-706E2CTHPL1	7.32 x 5.94 x 8.26 (186 x 151 x 210)	6.54 x 5.16 x 7.76 (165 x 131 x 197)	3.44 (1.56)	BP706A BP706S BP706N	FP706A FPH706A FPH706A-KIT
A31-1207E2CT A31-1207E2CTH A31-1207E2CTHPL2	11.89 x 7.32 x 9.69 (302 x 186 x 246)	11.10 x 6.54 x 9.19 (282 x 166 x 233)	5.34 (2.42)	BP1207A BP1207S BP1207N	FP1207A FPH1207A FPH1207A-KIT
A41-1212E2CT A41-1212E2CTH A41-1212E2CTHPL2	11.89 x 11.89 x 9.69 (302 x 302 x 246)	11.10 x 11.10 x 9.19 (282 x 282 x 233)	6.74 (3.06)	BP1212A BP1212S BP1212N	FP1212A FPH1212A FPH1212A-KIT
A71-1412E2CT A71-1412E2CTH A71-1412E2CTHPL2	14.65 x 11.89 x 9.69 (372 x 302 x 246)	13.86 x 11.10 x 9.19 (352 x 282 x 233)	8 (3.63)	BP1412A BP1412S BP1412N	FP1412A FPH1412A FPH1412A-KIT
Extension collars not available on A51-1912					
A81-2212E2CT A81-2212E2CTH A81-2212E2CTHPL2	21.97 x 11.89 x 13.03 (558 x 302 x 331)	21.14 x 11.10 x 12.53 (537 x 282 x 318)	12.5 (5.67)	BP2212A BP2212S BP2212N	FP2212A FPH2212A FPH2212A-KIT
A61-2412E2CT A61-2412E2CTH A61-2412E2CTHPL2	23.74 x 11.89 x 13.03 (603 x 302 x 331)	22.91 x 11.10 x 12.53 (582 x 282 x 318)	14 (6.35)	BP2412A BP2412S BP2412N	FP2412A FPH2412A FPH2412A-KIT
A11-2414E2CT A11-2414E2CTH A11-2414E2CTHPL2	23.74 x 14.65 x 13.03 (603 x 372 x 331)	22.91 x 13.86 x 12.53 (582 x 352 x 318)	16.8 (7.62)	BP2412A BP2412S BP2412N	FP2412A FPH2412A FPH2412A-KIT
A12-2424E2CT A12-2424E2CTH A12-2424E2CTHPL4	23.74 x 23.74 x 13.03 (603 x 603 x 331)	22.91 x 22.91 x 12.53 (582 x 582 x 318)	25.5 (11.57)	BP2424A BP2424S BP2424N	FP2424A FPH2424A FPH2424A-KIT

Configurations

E3CT: Three extension collars and non-metallic corner screws

E3CTH: Three extension collars, non-metallic hinges and non-metallic corner screws

E3CTHPL: Three extension collars, non-metallic hinges and stainless steel padlockable latch(es)

Features

- Enclosures are maintenance free and corrosion resistant.
- Bases are made from hot compression molded halogen free, self extinguishing fiberglass reinforced polyester (FRP) that can withstand continuous temperatures up to 158°F (70°C) and momentary exposure to 302°F (150°C).
- Covers are made from transparent polycarbonate that can withstand continuous temperatures to 248°F (120°C).
- All enclosures can be easily modified to customer specifications.
- Gaskets are made from continuously poured polyurethane foam.
- Brass M4 threaded inserts are factory installed for mounting plate attachment.
- 4 to 6 bosses suitable for M6 threaded inserts are molded into the base (dependant on enclosure size).
- Maintain UL / CSA Type 4x with up to 5 extension collars.

Applications

APO CT enclosures are designed for use as insulated electrical junction boxes, terminal wiring boxes, instrument housings and electrical control enclosures in highly corrosive environments where visibility of internal components is necessary.

Standards

IEC 60529 (IP67)	EN 60529 (IP67)
IEC 62262 (IK10)	EN 62262 (IK10)
IEC 60439-1	EN 60439-1
IEC 62208	EN 62208

Approvals

UL Listed Types 3, 3R, 4, 4X, 12 & 13
 CSA 3, 3R, 4, 4X, 12 & 13
 LLOYD'S Register of Shipping
 KEMA



Part Number	Exterior Dimensions H x W x D Inches (mm)	Interior Dimensions H x W x D Inches (mm)	Weight Lbs (kg)	Back Plate A: Aluminum S: Steel N: Non-Metallic	Front Plate A: Aluminum
A1-706E3CT A1-706E3CTH A1-706E3CTHPL1	7.32 x 5.94 x 9.64 (186 x 151 x 245)	6.54 x 5.16 x 9.14 (165 x 131 x 232)	3.91 (1.77)	BP706A BP706S BP706N	FP706A FPH706A FPH706A-KIT
A31-1207E3CT A31-1207E3CTH A31-1207E3CTHPL2	11.89 x 7.32 x 11.07 (302 x 186 x 281)	11.10 x 6.54 x 10.57 (282 x 166 x 268)	6.01 (2.73)	BP1207A BP1207S BP1207N	FP1207A FPH1207A FPH1207A-KIT
A41-1212E3CT A41-1212E3CTH A41-1212E3CTHPL2	11.89 x 11.89 x 11.07 (302 x 302 x 281)	11.10 x 11.10 x 10.57 (282 x 282 x 268)	7.61 (3.45)	BP1212A BP1212S BP1212N	FP1212A FPH1212A FPH1212A-KIT
A71-1412E3CT A71-1412E3CTH A71-1412E3CTHPL2	14.65 x 11.89 x 11.07 (372 x 302 x 281)	13.86 x 11.10 x 10.57 (352 x 282 x 268)	9 (4.08)	BP1412A BP1412S BP1412N	FP1412A FPH1412A FPH1412A-KIT
Extension collars not available on A51-1912					
A81-2212E3CT A81-2212E3CTH A81-2212E3CTHPL2	21.97 x 11.89 x 15.39 (558 x 302 x 391)	21.14 x 11.10 x 14.89 (537 x 282 x 378)	14 (6.35)	BP2212A BP2212S BP2212N	FP2212A FPH2212A FPH2212A-KIT
A61-2412E3CT A61-2412E3CTH A61-2412E3CTHPL2	23.74 x 11.89 x 15.39 (603 x 302 x 391)	22.91 x 11.10 x 14.89 (582 x 282 x 378)	16 (7.26)	BP2412A BP2412S BP2412N	FP2412A FPH2412A FPH2412A-KIT
A11-2414E3CT A11-2414E3CTH A11-2414E3CTHPL2	23.74 x 14.65 x 15.39 (603 x 372 x 391)	22.91 x 13.86 x 14.89 (582 x 352 x 378)	19.3 (8.75)	BP2412A BP2412S BP2412N	FP2412A FPH2412A FPH2412A-KIT
A12-2424E3CT A12-2424E3CTH A12-2424E3CTHPL4	23.74 x 23.74 x 15.39 (603 x 603 x 391)	22.91 x 22.91 x 14.89 (582 x 582 x 378)	29.5 (13.38)	BP2424A BP2424S BP2424N	FP2424A FPH2424A FPH2424A-KIT

Configurations

E4CT: Four extension collars and non-metallic corner screws

E4CTH: Four extension collars, non-metallic hinges and non-metallic corner screws

E4CTHPL: Four extension collars, non-metallic hinges and stainless steel padlockable latch(es)

Features

- Enclosures are maintenance free and corrosion resistant.
- Bases are made from hot compression molded halogen free, self extinguishing fiberglass reinforced polyester (FRP) that can withstand continuous temperatures up to 158°F (70°C) and momentary exposure to 302°F (150°C).
- Covers are made from transparent polycarbonate that can withstand continuous temperatures to 248°F (120°C).
- All enclosures can be easily modified to customer specifications.
- Gaskets are made from continuously poured polyurethane foam.
- Brass M4 threaded inserts are factory installed for mounting plate attachment.
- 4 to 6 bosses suitable for M6 threaded inserts are molded into the base (dependant on enclosure size).
- Maintain UL / CSA Type 4x with up to 5 extension collars.

Applications

APO CT enclosures are designed for use as insulated electrical junction boxes, terminal wiring boxes, instrument housings and electrical control enclosures in highly corrosive environments where visibility of internal components is necessary.

Standards

IEC 60529 (IP67)	EN 60529 (IP67)
IEC 62262 (IK10)	EN 62262 (IK10)
IEC 60439-1	EN 60439-1
IEC 62208	EN 62208

Approvals

UL Listed Types 3, 3R, 4, 4X, 12 & 13
 CSA 3, 3R, 4, 4X, 12 & 13
 LLOYD'S Register of Shipping
 KEMA



Part Number	Exterior Dimensions	Interior Dimensions	Weight	Back Plate	Front Plate
	H x W x D Inches (mm)	H x W x D Inches (mm)	Lbs (kg)	A: Aluminum S: Steel N: Non-Metallic	A: Aluminum
A1-706E4CT A1-706E4CTH A1-706E4CTHPL1	7.32 x 5.94 x 11.02 (186 x 151 x 280)	6.54 x 5.16 x 10.52 (165 x 131 x 267)	4.38 (1.99)	BP706A BP706S BP706N	FP706A FPH706A FPH706A-KIT
A31-1207E4CT A31-1207E4CTH A31-1207E4CTHPL2	11.89 x 7.32 x 12.45 (302 x 186 x 316)	11.10 x 6.54 x 11.95 (282 x 166 x 304)	6.68 (3.03)	BP1207A BP1207S BP1207N	FP1207A FPH1207A FPH1207A-KIT
A41-1212E4CT A41-1212E4CTH A41-1212E4CTHPL2	11.89 x 11.89 x 12.45 (302 x 302 x 316)	11.10 x 11.10 x 11.95 (282 x 282 x 304)	8.48 (3.85)	BP1212A BP1212S BP1212N	FP1212A FPH1212A FPH1212A-KIT
A71-1412E4CT A71-1412E4CTH A71-1412E4CTHPL2	14.65 x 11.89 x 12.45 (372 x 302 x 316)	13.86 x 11.10 x 11.95 (352 x 282 x 304)	10 (4.54)	BP1412A BP1412S BP1412N	FP1412A FPH1412A FPH1412A-KIT
Extension collars not available on A51-1912					
A81-2212E4CT A81-2212E4CTH A81-2212E4CTHPL2	21.97 x 11.89 x 17.75 (558 x 302 x 451)	21.14 x 11.10 x 17.25 (537 x 282 x 438)	15.5 (7.03)	BP2212A BP2212S BP2212N	FP2212A FPH2212A FPH2212A-KIT
A61-2412E4CT A61-2412E4CTH A61-2412E4CTHPL2	23.74 x 11.89 x 17.75 (603 x 302 x 451)	22.91 x 11.10 x 17.25 (582 x 282 x 438)	18 (8.16)	BP2412A BP2412S BP2412N	FP2412A FPH2412A FPH2412A-KIT
A11-2414E4CT A11-2414E4CTH A11-2414E4CTHPL2	23.74 x 14.65 x 17.75 (603 x 372 x 451)	22.91 x 13.86 x 17.25 (582 x 352 x 438)	21.8 (9.89)	BP2412A BP2412S BP2412N	FP2412A FPH2412A FPH2412A-KIT
A12-2424E4CT A12-2424E4CTH A12-2424E4CTHPL4	23.74 x 23.74 x 17.75 (603 x 603 x 451)	22.91 x 22.91 x 17.25 (582 x 582 x 438)	33.5 (15.20)	BP2424A BP2424S BP2424N	FP2424A FPH2424A FPH2424A-KIT

Configurations

E5CT: Five extension collars and non-metallic corner screws

E5CTH: Five extension collars, non-metallic hinges and non-metallic corner screws

E5CTHPL: Five extension collars, non-metallic hinges and stainless steel padlockable latch(es)

Features

- Enclosures are maintenance free and corrosion resistant.
- Bases are made from hot compression molded halogen free, self extinguishing fiberglass reinforced polyester (FRP) that can withstand continuous temperatures up to 158°F (70°C) and momentary exposure to 302°F (150°C).
- Covers are made from transparent polycarbonate that can withstand continuous temperatures to 248°F (120°C).
- All enclosures can be easily modified to customer specifications.
- Gaskets are made from continuously poured polyurethane foam.
- Brass M4 threaded inserts are factory installed for mounting plate attachment.
- 4 to 6 bosses suitable for M6 threaded inserts are molded into the base (dependant on enclosure size).
- Maintain UL / CSA Type 4x with up to 5 extension collars.

Applications

APO CT enclosures are designed for use as insulated electrical junction boxes, terminal wiring boxes, instrument housings and electrical control enclosures in highly corrosive environments where visibility of internal components is necessary.

Standards

IEC 60529 (IP67)	EN 60529 (IP67)
IEC 62262 (IK10)	EN 62262 (IK10)
IEC 60439-1	EN 60439-1
IEC 62208	EN 62208

Approvals

UL Listed Types 3, 3R, 4, 4X, 12 & 13
 CSA 3, 3R, 4, 4X, 12 & 13
 LLOYD'S Register of Shipping
 KEMA



Part Number	Exterior Dimensions H x W x D Inches (mm)	Interior Dimensions H x W x D Inches (mm)	Weight Lbs (kg)	Back Plate A: Aluminum S: Steel N: Non-Metallic	Front Plate A: Aluminum
A1-706E5CT A1-706E5CTH A1-706E5CTHPL1	7.32 x 5.94 x 12.40 (186 x 151 x 315)	6.54 x 5.16 x 11.90 (165 x 131 x 302)	4.85 (2.20)	BP706A BP706S BP706N	FP706A FPH706A FPH706A-KIT
A31-1207E5CT A31-1207E5CTH A31-1207E5CTHPL2	11.89 x 7.32 x 13.83 (302 x 186 x 351)	11.10 x 6.54 x 13.33 (282 x 166 x 339)	7.35 (3.33)	BP1207A BP1207S BP1207N	FP1207A FPH1207A FPH1207A-KIT
A41-1212E5CT A41-1212E5CTH A41-1212E5CTHPL2	11.89 x 11.89 x 13.83 (302 x 302 x 351)	11.10 x 11.10 x 13.33 (282 x 282 x 339)	9.35 (4.24)	BP1212A BP1212S BP1212N	FP1212A FPH1212A FPH1212A-KIT
A71-1412E5CT A71-1412E5CTH A71-1412E5CTHPL2	14.65 x 11.89 x 13.83 (372 x 302 x 351)	13.86 x 11.10 x 13.33 (352 x 282 x 339)	11 (4.99)	BP1412A BP1412S BP1412N	FP1412A FPH1412A FPH1412A-KIT
Extension collars not available on A51-1912					
A81-2212E5CT A81-2212E5CTH A81-2212E5CTHPL2	21.97 x 11.89 x 20.11 (558 x 302 x 511)	21.14 x 11.10 x 19.61 (537 x 282 x 498)	17 (7.71)	BP2212A BP2212S BP2212N	FP2212A FPH2212A FPH2212A-KIT
A61-2412E5CT A61-2412E5CTH A61-2412E5CTHPL2	23.74 x 11.89 x 20.11 (603 x 302 x 511)	22.91 x 11.10 x 19.61 (582 x 282 x 498)	20 (9.07)	BP2412A BP2412S BP2412N	FP2412A FPH2412A FPH2412A-KIT
A11-2414E5CT A11-2414E5CTH A11-2414E5CTHPL2	23.74 x 14.65 x 20.11 (603 x 372 x 511)	22.91 x 13.86 x 19.61 (582 x 352 x 498)	24.3 (11.02)	BP2412A BP2412S BP2412N	FP2412A FPH2412A FPH2412A-KIT
A12-2424E5CT A12-2424E5CTH A12-2424E5CTHPL4	23.74 x 23.74 x 20.11 (603 x 603 x 511)	22.91 x 22.91 x 19.61 (582 x 582 x 498)	37.5 (17.01)	BP2424A BP2424S BP2424N	FP2424A FPH2424A FPH2424A-KIT

Configurations

- DT: Non-metallic corner screws
- DTH: Non-metallic hinges and non-metallic corner screws
- DTHPL: Non-metallic hinges and stainless steel padlockable latch(es)

Features

- Enclosures are maintenance free and corrosion resistant.
- Bases and covers are made from hot compression molded halogen free, self extinguishing fiberglass reinforced polyester (FRP) that can withstand continuous temperatures up to 158°F (70°C) and momentary exposure to 302°F (150°C).
- Inspection windows are made from transparent polycarbonate that can withstand continuous temperatures to 248°F (120°C).
- Included thumb screw inserts allow quick window opening for access to interior components.
- All enclosures can be easily modified to customer specifications.
- Gaskets are made from continuously poured polyurethane foam.
- Brass M4 threaded inserts are factory installed for mounting plate attachment.
- 4 to 6 bosses suitable for M6 threaded inserts are molded into the base (dependant on enclosure size).
- Maintain UL / CSA Type 4x with up to 5 extension collars.

Applications

APO enclosures with DT Covers are designed for use as insulated electrical junction boxes, terminal wiring boxes, instrument housings and electrical control enclosures in highly corrosive environments where easy viewing and access is essential.

Standards

- IEC 60529 (IP67) EN 60529 (IP67)
- IEC 62262 (IK10) EN 62262 (IK10)
- IEC 60439-1 EN 60439-1
- IEC 62208 EN 62208

Approvals

- UL Listed Types 3, 3R, 4, 4X, 12 & 13
- CSA 3, 3R, 4, 4X, 12 & 13
- LLOYD'S Register of Shipping
- KEMA



Part Number	Exterior Dimensions H x W x D Inches (mm)	Interior Dimensions H x W x D Inches (mm)	Weight Lbs (kg)	Back Plate A: Aluminum S: Steel N: Non-Metallic	Front Plate A: Aluminum
A31-1207DT A31-1207DTH A31-1207DTHPL2	11.89 x 7.32 x 6.93 (302 x 186 x 176)	11.10 x 6.54 x 6.43 (282 x 166 x 163)	4 (1.81)	BP1207A BP1207S BP1207N	AFP1207A
A41-1212DT A41-1212DTH A41-1212DTHPL2	11.89 x 11.89 x 6.93 (302 x 302 x 176)	11.10 x 11.10 x 6.43 (282 x 282 x 163)	5 (2.27)	BP1212A BP1212S BP1212N	AFP1212A
A71-1412DT A71-1412DTH A71-1412DTHPL2	14.65 x 11.89 x 6.93 (372 x 302 x 176)	13.86 x 11.10 x 6.43 (352 x 282 x 163)	6 (2.72)	BP1412A BP1412S BP1412N	AFP1412A
A51-1912DT A51-1912DTH A51-1912DTHPL2	19.20 x 11.89 x 6.93 (488 x 302 x 176)	18.40 x 11.10 x 6.43 (467 x 282 x 163)	7.5 (3.40)	BP1912A BP1912S BP1912N	AFP1912A
A61-2412DT A61-2412DTH A61-2412DTHPL2	23.74 x 11.89 x 6.93 (603 x 302 x 176)	22.91 x 11.10 x 6.43 (582 x 282 x 163)	10 (4.54)	BP2412A BP2412S BP2412N	AFP2412A

Configurations

E1DT: One extension collar and non-metallic corner screws

E1DTH: One extension collar, non-metallic hinges and non-metallic corner screws

E1DTHPL: One extension collar, non-metallic hinges and stainless steel padlockable latch(es)

Features

- Enclosures are maintenance free and corrosion resistant.
- Bases and covers are made from hot compression molded halogen free, self extinguishing fiberglass reinforced polyester (FRP) that can withstand continuous temperatures up to 158°F (70°C) and momentary exposure to 302°F (150°C).
- Inspection windows are made from transparent polycarbonate that can withstand continuous temperatures to 248°F (120°C).
- Included thumb screw inserts allow quick window opening for access to interior components.
- All enclosures can be easily modified to customer specifications.
- Gaskets are made from continuously poured polyurethane foam.
- Brass M4 threaded inserts are factory installed for mounting plate attachment.
- 4 to 6 bosses suitable for M6 threaded inserts are molded into the base (dependant on enclosure size).
- Maintain UL / CSA Type 4x with up to 5 extension collars.

Applications

APO enclosures with DT Covers are designed for use as insulated electrical junction boxes, terminal wiring boxes, instrument housings and electrical control enclosures in highly corrosive environments where easy viewing and access is essential.

Standards

IEC 60529 (IP67)	EN 60529 (IP67)
IEC 62262 (IK10)	EN 62262 (IK10)
IEC 60439-1	EN 60439-1
IEC 62208	EN 62208

Approvals

UL Listed Types 3, 3R, 4, 4X, 12 & 13
 CSA 3, 3R, 4, 4X, 12 & 13
 LLOYD'S Register of Shipping
 KEMA



Part Number	Exterior Dimensions	Interior Dimensions	Weight	Back Plate	Front Plate
	H x W x D Inches (mm)	H x W x D Inches (mm)	Lbs (kg)	A: Aluminum S: Steel N: Non-Metallic	A: Aluminum
A31-1207E1DT A31-1207E1DTH A31-1207E1DTHPL2	11.89 x 7.32 x 8.31 (302 x 186 x 211)	11.10 x 6.54 x 7.81 (282 x 166 x 198)	4.67 (2.12)	BP1207A BP1207S BP1207N	AFP1207A
A41-1212E1DT A41-1212E1DTH A41-1212E1DTHPL2	11.89 x 11.89 x 8.31 (302 x 302 x 211)	11.10 x 11.10 x 7.81 (282 x 282 x 198)	5.87 (2.66)	BP1212A BP1212S BP1212N	AFP1212A
A71-1412E1DT A71-1412E1DTH A71-1412E1DTHPL2	14.65 x 11.89 x 8.31 (372 x 302 x 211)	13.86 x 11.10 x 7.81 (352 x 282 x 198)	7 (3.18)	BP1412A BP1412S BP1412N	AFP1412A

Extension collars not available on A51-1912

A61-2412E1DT A61-2412E1DTH A61-2412E1DTHPL2	23.74 x 11.89 x 9.29 (603 x 302 x 236)	22.91 x 11.10 x 8.79 (582 x 282 x 223)	12 (5.44)	BP2412A BP2412S BP2412N	AFP2412A
---	---	---	--------------	-------------------------------	----------

Configurations

E2DT: Two extension collars and non-metallic corner screws

E2DTH: Two extension collars, non-metallic hinges and non-metallic corner screws

E2DTHPL: Two extension collars, non-metallic hinges and stainless steel padlockable latch(es)

Features

- Enclosures are maintenance free and corrosion resistant.
- Bases and covers are made from hot compression molded halogen free, self extinguishing fiberglass reinforced polyester (FRP) that can withstand continuous temperatures up to 158°F (70°C) and momentary exposure to 302°F (150°C).
- Inspection windows are made from transparent polycarbonate that can withstand continuous temperatures to 248°F (120°C).
- Included thumb screw inserts allow quick window opening for access to interior components.
- All enclosures can be easily modified to customer specifications.
- Gaskets are made from continuously poured polyurethane foam.
- Brass M4 threaded inserts are factory installed for mounting plate attachment.
- 4 to 6 bosses suitable for M6 threaded inserts are molded into the base (dependant on enclosure size).
- Maintain UL / CSA Type 4x with up to 5 extension collars.

Applications

APO enclosures with DT Covers are designed for use as insulated electrical junction boxes, terminal wiring boxes, instrument housings and electrical control enclosures in highly corrosive environments where easy viewing and access is essential.

Standards

IEC 60529 (IP67)	EN 60529 (IP67)
IEC 62262 (IK10)	EN 62262 (IK10)
IEC 60439-1	EN 60439-1
IEC 62208	EN 62208

Approvals

UL Listed Types 3, 3R, 4, 4X, 12 & 13
 CSA 3, 3R, 4, 4X, 12 & 13
 LLOYD'S Register of Shipping
 KEMA



Part Number	Exterior Dimensions	Interior Dimensions	Weight	Back Plate	Front Plate
	H x W x D Inches (mm)	H x W x D Inches (mm)	Lbs (kg)	A: Aluminum S: Steel N: Non-Metallic	A: Aluminum
A31-1207E2DT A31-1207E2DTH A31-1207E2DTHPL2	11.89 x 7.32 x 9.69 (302 x 186 x 246)	11.10 x 6.54 x 9.19 (282 x 166 x 233)	5.34 (2.42)	BP1207A BP1207S BP1207N	AFP1207A
A41-1212E2DT A41-1212E2DTH A41-1212E2DTHPL2	11.89 x 11.89 x 9.69 (302 x 302 x 246)	11.10 x 11.10 x 9.19 (282 x 282 x 233)	6.74 (3.06)	BP1212A BP1212S BP1212N	AFP1212A
A71-1412E2DT A71-1412E2DTH A71-1412E2DTHPL2	14.65 x 11.89 x 9.69 (372 x 302 x 246)	13.86 x 11.10 x 9.19 (352 x 282 x 233)	8 (3.63)	BP1412A BP1412S BP1412N	AFP1412A

Extension collars not available on A51-1912

A61-2412E2DT A61-2412E2DTH A61-2412E2DTHPL2	23.74 x 11.89 x 11.65 (603 x 302 x 296)	22.91 x 11.10 x 11.15 (582 x 282 x 283)	14 (6.35)	BP2412A BP2412S BP2412N	AFP2412A
---	--	--	--------------	-------------------------------	----------

Configurations

- E3DT:** Three extension collars and non-metallic corner screws
- E3DTH:** Three extension collars, non-metallic hinges and non-metallic corner screws
- E3DTHPL:** Three extension collars, non-metallic hinges and stainless steel padlockable latch(es)

Features

- Enclosures are maintenance free and corrosion resistant.
- Bases and covers are made from hot compression molded halogen free, self extinguishing fiberglass reinforced polyester (FRP) that can withstand continuous temperatures up to 158°F (70°C) and momentary exposure to 302°F (150°C).
- Inspection windows are made from transparent polycarbonate that can withstand continuous temperatures to 248°F (120°C).
- Included thumb screw inserts allow quick window opening for access to interior components.
- All enclosures can be easily modified to customer specifications.
- Gaskets are made from continuously poured polyurethane foam.
- Brass M4 threaded inserts are factory installed for mounting plate attachment.
- 4 to 6 bosses suitable for M6 threaded inserts are molded into the base (dependant on enclosure size).
- Maintain UL / CSA Type 4x with up to 5 extension collars.

Applications

APO enclosures with DT Covers are designed for use as insulated electrical junction boxes, terminal wiring boxes, instrument housings and electrical control enclosures in highly corrosive environments where easy viewing and access is essential.

Standards

- | | |
|------------------|-----------------|
| IEC 60529 (IP67) | EN 60529 (IP67) |
| IEC 62262 (IK10) | EN 62262 (IK10) |
| IEC 60439-1 | EN 60439-1 |
| IEC 62208 | EN 62208 |

Approvals

- UL Listed Types 3, 3R, 4, 4X, 12 & 13
- CSA 3, 3R, 4, 4X, 12 & 13
- LLOYD'S Register of Shipping
- KEMA



Part Number	Exterior Dimensions	Interior Dimensions	Weight	Back Plate	Front Plate
	H x W x D Inches (mm)	H x W x D Inches (mm)	Lbs (kg)	A: Aluminum S: Steel N: Non-Metallic	A: Aluminum
A31-1207E3DT A31-1207E3DTH A31-1207E3DTHPL2	11.89 x 7.32 x 11.07 (302 x 186 x 281)	11.10 x 6.54 x 10.57 (282 x 166 x 268)	6.01 (2.73)	BP1207A BP1207S BP1207N	AFP1207A
A41-1212E3DT A41-1212E3DTH A41-1212E3DTHPL2	11.89 x 11.89 x 11.07 (302 x 302 x 281)	11.10 x 11.10 x 10.57 (282 x 282 x 268)	7.61 (3.45)	BP1212A BP1212S BP1212N	AFP1212A
A71-1412E3DT A71-1412E3DTH A71-1412E3DTHPL2	14.65 x 11.89 x 11.07 (372 x 302 x 281)	13.86 x 11.10 x 10.57 (352 x 282 x 268)	9 (4.08)	BP1412A BP1412S BP1412N	AFP1412A

Extension collars not available on A51-1912

A61-2412E3DT A61-2412E3DTH A61-2412E3DTHPL2	23.74 x 11.89 x 14.01 (603 x 302 x 356)	22.91 x 11.10 x 13.51 (582 x 282 x 343)	16 (7.26)	BP2412A BP2412S BP2412N	AFP2412A
---	--	--	--------------	-------------------------------	----------

Configurations

E4DT: Four extension collars and non-metallic corner screws

E4DTH: Four extension collars, non-metallic hinges and non-metallic corner screws

E4DTHPL: Four extension collars, non-metallic hinges and stainless steel padlockable latch(es)

Features

- Enclosures are maintenance free and corrosion resistant.
- Bases and covers are made from hot compression molded halogen free, self extinguishing fiberglass reinforced polyester (FRP) that can withstand continuous temperatures up to 158°F (70°C) and momentary exposure to 302°F (150°C).
- Inspection windows are made from transparent polycarbonate that can withstand continuous temperatures to 248°F (120°C).
- Included thumb screw inserts allow quick window opening for access to interior components.
- All enclosures can be easily modified to customer specifications.
- Gaskets are made from continuously poured polyurethane foam.
- Brass M4 threaded inserts are factory installed for mounting plate attachment.
- 4 to 6 bosses suitable for M6 threaded inserts are molded into the base (dependant on enclosure size).
- Maintain UL / CSA Type 4x with up to 5 extension collars.

Applications

APO enclosures with DT Covers are designed for use as insulated electrical junction boxes, terminal wiring boxes, instrument housings and electrical control enclosures in highly corrosive environments where easy viewing and access is essential.

Standards

IEC 60529 (IP67)	EN 60529 (IP67)
IEC 62262 (IK10)	EN 62262 (IK10)
IEC 60439-1	EN 60439-1
IEC 62208	EN 62208

Approvals

UL Listed Types 3, 3R, 4, 4X, 12 & 13
 CSA 3, 3R, 4, 4X, 12 & 13
 LLOYD'S Register of Shipping
 KEMA



Part Number	Exterior Dimensions	Interior Dimensions	Weight	Back Plate	Front Plate
	H x W x D Inches (mm)	H x W x D Inches (mm)	Lbs (kg)	A: Aluminum S: Steel N: Non-Metallic	A: Aluminum
A31-1207E4DT A31-1207E4DTH A31-1207E4DTHPL2	11.89 x 7.32 x 12.45 (302 x 186 x 316)	11.10 x 6.54 x 11.95 (282 x 166 x 304)	6.68 (3.03)	BP1207A BP1207S BP1207N	AFP1207A
A41-1212E4DT A41-1212E4DTH A41-1212E4DTHPL2	11.89 x 11.89 x 12.45 (302 x 302 x 316)	11.10 x 11.10 x 11.95 (282 x 282 x 304)	8.48 (3.85)	BP1212A BP1212S BP1212N	AFP1212A
A71-1412E4DT A71-1412E4DTH A71-1412E4DTHPL2	14.65 x 11.89 x 12.45 (372 x 302 x 316)	13.86 x 11.10 x 11.95 (352 x 282 x 304)	10 (4.54)	BP1412A BP1412S BP1412N	AFP1412A

Extension collars not available on A51-1912

A61-2412E4DT A61-2412E4DTH A61-2412E4DTHPL2	23.74 x 11.89 x 16.37 (603 x 302 x 416)	22.91 x 11.10 x 15.87 (582 x 282 x 403)	18 (8.16)	BP2412A BP2412S BP2412N	AFP2412A
---	--	--	--------------	-------------------------------	----------

Configurations

E5DT: Five extension collars and non-metallic corner screws

E5DTH: Five extension collars, non-metallic hinges and non-metallic corner screws

E5DTHPL: Five extension collars, non-metallic hinges and stainless steel padlockable latch(es)

Features

- Enclosures are maintenance free and corrosion resistant.
- Bases and covers are made from hot compression molded halogen free, self extinguishing fiberglass reinforced polyester (FRP) that can withstand continuous temperatures up to 158°F (70°C) and momentary exposure to 302°F (150°C).
- Inspection windows are made from transparent polycarbonate that can withstand continuous temperatures to 248°F (120°C).
- Included thumb screw inserts allow quick window opening for access to interior components.
- All enclosures can be easily modified to customer specifications.
- Gaskets are made from continuously poured polyurethane foam.
- Brass M4 threaded inserts are factory installed for mounting plate attachment.
- 4 to 6 bosses suitable for M6 threaded inserts are molded into the base (dependant on enclosure size).
- Maintain UL / CSA Type 4x with up to 5 extension collars.

Applications

APO enclosures with DT Covers are designed for use as insulated electrical junction boxes, terminal wiring boxes, instrument housings and electrical control enclosures in highly corrosive environments where easy viewing and access is essential.

Standards

IEC 60529 (IP67)	EN 60529 (IP67)
IEC 62262 (IK10)	EN 62262 (IK10)
IEC 60439-1	EN 60439-1
IEC 62208	EN 62208

Approvals

UL Listed Types 3, 3R, 4, 4X, 12 & 13
 CSA 3, 3R, 4, 4X, 12 & 13
 LLOYD'S Register of Shipping
 KEMA



Part Number	Exterior Dimensions	Interior Dimensions	Weight	Back Plate	Front Plate
	H x W x D Inches (mm)	H x W x D Inches (mm)	Lbs (kg)	A: Aluminum S: Steel N: Non-Metallic	A: Aluminum
A31-1207E5DT A31-1207E5DTH A31-1207E5DTHPL2	11.89 x 7.32 x 13.83 (302 x 186 x 351)	11.10 x 6.54 x 13.33 (282 x 166 x 339)	7.35 (3.33)	BP1207A BP1207S BP1207N	AFP1207A
A41-1212E5DT A41-1212E5DTH A41-1212E5DTHPL2	11.89 x 11.89 x 13.83 (302 x 302 x 351)	11.10 x 11.10 x 13.33 (282 x 282 x 339)	9.35 (4.24)	BP1212A BP1212S BP1212N	AFP1212A
A71-1412E5DT A71-1412E5DTH A71-1412E5DTHPL2	14.65 x 11.89 x 13.83 (372 x 302 x 351)	13.86 x 11.10 x 13.33 (352 x 282 x 339)	11 (4.99)	BP1412A BP1412S BP1412N	AFP1412A

Extension collars not available on A51-1912

A61-2412E5DT A61-2412E5DTH A61-2412E5DTHPL2	23.74 x 11.89 x 18.73 (603 x 302 x 476)	22.91 x 11.10 x 18.23 (582 x 282 x 463)	20 (9.07)	BP2412A BP2412S BP2412N	AFP2412A
---	--	--	--------------	-------------------------------	----------

Configurations

LG: Transparent hinged inspection window cover and 4 non-metallic corner screws to secure the cover to the base. Intended for use on Vynckier APO Series enclosures.

KIT: Transparent hinged inspection window cover and 4 non-metallic blanking inserts to secure the cover to the base. Suitable for mounting on 3rd party enclosures and panels. Blanking inserts reduce mounting holes to hold a #10 self tapping screw.

* DTCOVER-KIT can be mounted on any smooth flat surface. Installation instructions included.

Features

- DT Covers are maintenance free and corrosion resistant.
- Frames are made from hot compression molded halogen free, self extinguishing fiberglass reinforced polyester (FRP) that can withstand continuous temperatures from -58°F to 302°F (-50°C to 150°C).
- Inspection windows are made from transparent polycarbonate that can withstand continuous temperatures to 248°F (120°C).
- Included thumb screw inserts allow quick window opening for access to interior components.
- All enclosures can be easily modified to customer specifications.
- Gaskets are made from continuously poured polyurethane foam.

Applications

APO DT Covers are designed for use as inspection windows in highly corrosive environments where easy viewing and access is essential.

Standards

IEC 60529 (IP67)	EN 60529 (IP67)
IEC 62262 (IK10)	EN 62262 (IK10)
IEC 60439-1	EN 60439-1
IEC 62208	EN 62208

Approvals

UL Listed Types 3, 3R, 4, 4X, 12 & 13
CSA 3, 3R, 4, 4X, 12 & 13
LLOYD'S Register of Shipping
KEMA



Manufacturer's Recommended Installation Instructions:










As each application is different, these are general guidelines only:









1. Using DT Cover corner hole center dimensions pre-drill (hole diameter .203) panel for a #10 self-tapping screw (not included).
2. Mounting surface area should be flush and clean of dirt and debris.
3. Wipe clean DT cover gasket with clean cloth and alcohol.
4. Cover can be mounted on panel using VES "Blanking Insert" part # 41523.079 (included in KIT).
5. Place cover on panel and using the Blanking Insert, place one in each corner from the outside and secure from the inside with #10 self-tapping screw.
6. Seal head of screw on inside of panel with RTV to ensure watertight integrity.










Alternate construction:










Using long machine screws or bolts and a large enough washer to cover the DT cover corner screw holes, these can be used to mount the cover to the panel.










Part Number	Exterior Dimensions	Interior Dimensions	Viewing Area	Weight
	H x W x D Inches (mm)	H x W x D Inches (mm)	H x W Inches (mm)	Lbs (kg)
A31-DTCOVERLG A31-DTCOVERKIT	11.89 x 7.32 x 1.77 (302 x 186 x 45)	11.10 x 6.54 x 1.65 (282 x 166 x 42)	10.27 x 4.30 (261 x 109)	2.05 (.93)
A41-DTCOVERLG A41-DTCOVERKIT	11.89 x 11.89 x 1.77 (302 x 302 x 45)	11.10 x 11.10 x 1.65 (282 x 282 x 42)	10.27 x 8.90 (261 x 226)	2.27 (1.03)
A71-DTCOVERLG A71-DTCOVERKIT	14.65 x 11.89 x 1.77 (372 x 302 x 45)	13.86 x 11.10 x 1.65 (352 x 282 x 42)	11.66 x 10.27 (296 x 261)	3.13 (1.42)
A51-DTCOVERLG A51-DTCOVERKIT	19.20 x 11.89 x 1.77 (488 x 302 x 45)	18.40 x 11.10 x 1.65 (467 x 282 x 42)	16.12 x 10.27 (409 x 261)	3.55 (1.61)
A61-DTCOVERLG A61-DTCOVERKIT	23.74 x 11.89 x 1.77 (603 x 302 x 45)	22.91 x 11.10 x 1.65 (582 x 282 x 42)	20.70 x 10.27 (526 x 261)	4.55 (2.06)

	Part Number	Exterior Dimensions	Interior Dimensions	Weight	Cover Options	Extension
		H x W x D Inches (mm)	H x W x D Inches (mm)	Lbs (kg)	Part Number	Part Number
	A1-BASELG	7.32 x 5.94 x 3.74 (186 x 151 x 95)	6.54 x 5.16 x 3.37 (165 x 131 x 86)	1.3 (.59)	A1-COVERLG A1-CTCOVER	A1-EXT706LG
	A31-BASELG	11.89 x 7.32 x 5.16 (302 x 186 x 131)	11.10 x 6.54 x 4.79 (282 x 166 x 122)	2.4 (1.09)	A31-COVERLG A31-CTCOVER A31-DTCOVERLG	A31-EXT1207LG
	A41-BASELG	11.89 x 11.89 x 5.16 (302 x 302 x 131)	11.10 x 11.10 x 4.79 (282 x 282 x 122)	3.2 (1.45)	A41-COVERLG A41-CTCOVER A41-DTCOVERLG	A41-EXT1212LG
	A71-BASELG	14.65 x 11.89 x 5.16 (372 x 302 x 131)	13.86 x 11.10 x 4.79 (352 x 282 x 122)	3.8 (1.72)	A71-COVERLG A71-CTCOVER A71-DTCOVERLG	A71-EXT1412LG
	A51-BASELG	19.20 x 11.89 x 5.16 (488 x 302 x 131)	18.40 x 11.10 x 4.79 (467 x 282 x 122)	5.1 (2.31)	A51-COVERLG A51-CTCOVER A51-DTCOVERLG	Extension collars not available on A51-1912
	A81-BASELG	21.97 x 11.89 x 5.16 (558 x 302 x 131)	21.14 x 11.10 x 4.79 (537 x 282 x 122)	6.2 (2.81)	A81-COVERLG A81-CTCOVER	A81-EXT2212LG
	A61-BASELG	23.74 x 11.89 x 5.16 (603 x 302 x 131)	22.91 x 11.10 x 4.79 (582 x 282 x 122)	6.7 (3.04)	A61-COVERLG A61-CTCOVER A61-DTCOVERLG	A61-EXT2412LG
	A11-BASELG	23.74 x 14.65 x 5.16 (603 x 372 x 131)	22.91 x 13.86 x 4.79 (582 x 352 x 122)	7.2 (3.27)	A11-COVERLG A11-CTCOVER	A11-EXT2414LG
	A12-BASELG	23.74 x 23.74 x 5.16 (603 x 603 x 131)	22.91 x 22.91 x 4.79 (582 x 582 x 122)	9.3 (4.22)	A12-COVERLG A12-CTCOVER	A12-EXT2424LG







	Part Number	Exterior Dimensions	Interior Dimensions	Weight	Cover Options	Base
		H x W x D Inches (mm)	H x W x D Inches (mm)	Lbs (kg)	Part Number	Part Number
	A1-EXT706LG	7.32 x 5.94 x 1.38 (186 x 151 x 35)	6.54 x 5.15 x 1.38 (165 x 131 x 35)	.47 (0.21)	A1-COVERLG A1-CTCOVER	A1-BASELG
	A31-EXT1207LG	11.89 x 7.32 x 1.38 (302 x 186 x 35)	11.06 x 6.54 x 1.38 (281 x 166 x 35)	.67 (0.30)	A31-COVERLG A31-CTCOVER A31-DTCOVERLG	A31-BASELG
	A41-EXT1212LG	11.89 x 11.89 x 1.38 (302 x 302 x 35)	11.06 x 11.06 x 1.38 (281 x 281 x 35)	.87 (0.39)	A41-COVERLG A41-CTCOVER A41-DTCOVERLG	A41-BASELG
	A71-EXT1412LG	14.65 x 11.89 x 1.38 (372 x 302 x 35)	13.80 x 11.06 x 1.38 (351 x 281 x 35)	1 (0.45)	A71-COVERLG A71-CTCOVER A71-DTCOVERLG	A71-BASELG
Extension collars not available on A51-1912						
	A81-EXT2212LG	21.97 x 11.89 x 2.36 (558 x 302 x 60)	21.10 x 11.06 x 2.36 (536 x 281 x 60)	1.5 (0.68)	A81-COVERLG A81-CTCOVER	A81-BASELG
	A61-EXT2412LG	23.74 x 11.89 x 2.36 (603 x 302 x 60)	22.80 x 11.06 x 2.36 (579 x 281 x 60)	2 (0.91)	A61-COVERLG A61-CTCOVER A61-DTCOVERLG	A61-BASELG
	A11-EXT2414LG	23.74 x 14.65 x 2.36 (603 x 372 x 60)	22.80 x 13.80 x 2.36 (579 x 351 x 60)	2.5 (1.13)	A11-COVERLG A11-CTCOVER	A11-BASELG
	A12-EXT2424LG	23.74 x 23.74 x 2.36 (603 x 603 x 60)	22.80 x 22.80 x 2.36 (579 x 579 x 60)	4 (1.81)	A12-COVERLG A12-CTCOVER	A12-BASELG









	Part Number	Exterior Dimensions	Interior Dimensions	Weight	Base	Extension
		H x W x D Inches (mm)	H x W x D Inches (mm)	Lbs (kg)	Part Number	Part Number
	A1-COVERLG A1-CTCOVER	7.32 x 5.94 x 1.77 (186 x 151 x 45)	6.54 x 5.15 x 1.65 (165 x 131 x 42)	.47 (0.21)	A1-BASELG	A1-EXT706LG
	A31-COVERLG A31-CTCOVER A31-DTCOVERLG A31-DTCOVERKIT	11.89 x 7.32 x 1.77 (302 x 186 x 45)	11.06 x 6.54 x 1.65 (281 x 166 x 42)	.75 (0.35)	A31-BASELG	A31-EXT1207LG
	A41-COVERLG A41-CTCOVER A41-DTCOVERLG A41-DTCOVERKIT	11.89 x 11.89 x 1.77 (302 x 302 x 45)	11.06 x 11.06 x 1.65 (281 x 281 x 42)	1.15 (0.52)	A41-BASELG	A41-EXT1212LG
	A71-COVERLG A71-CTCOVER A71-DTCOVERLG A71-DTCOVERKIT	14.65 x 11.88 x 1.77 (372 x 302 x 45)	13.80 x 11.06 x 1.65 (351 x 281 x 42)	1.48 (0.67)	A71-BASELG	A71-EXT1412LG
	A51-COVERLG A51-CTCOVER A51-DTCOVERLG A51-DTCOVERKIT	19.20 x 11.89 x 1.77 (488 x 302 x 45) CTCOVER Depth: 3.15 (80)	18.30 x 11.06 x 1.65 (465 x 281 x 42) CTCOVER Depth: 3.30 (77)	2.09 (0.95)	A51-BASELG	Extension collars not available on A51-1912
	A81-COVERLG A81-CTCOVER	21.97 x 11.89 x 1.77 (558 x 302 x 45) CTCOVER Depth: 3.15 (80)	21.10 x 11.06 x 1.65 (536 x 281 x 42) CTCOVER Depth: 3.30 (77)	2.69 (1.22)	A81-BASELG	A81-EXT2212LG
	A61-COVERLG A61-CTCOVER A61-DTCOVERLG A61-DTCOVERKIT	23.74 x 11.89 x 1.77 (603 x 302 x 45) CTCOVER Depth: 3.15 (80)	22.80 x 11.06 x 1.65 (579 x 281 x 42) CTCOVER Depth: 3.30 (77)	2.89 (1.31)	A61-BASELG	A61-EXT2412LG
	A11-COVERLG A11-CTCOVER	23.74 x 14.65 x 1.77 (603 x 372 x 45) CTCOVER Depth: 3.15 (80)	22.80 x 13.80 x 1.65 (579 x 351 x 42) CTCOVER Depth: 3.30 (77)	3.20 (1.45)	A11-BASELG	A11-EXT2414LG
	A12-COVERLG A12-CTCOVER	23.74 x 23.74 x 1.77 (603 x 603 x 45) CTCOVER Depth: 3.15 (80)	22.80 x 22.80 x 1.65 (579 x 579 x 42) CTCOVER Depth: 3.30 (77)	5.94 (2.69)	A12-BASELG	A12-EXT2424LG










	Part Number	Dimensions	Material	Thickness	Weight	Enclosure
		H x W Inches (mm)		Inches (mm)	Lbs (kg)	Range
	BP706A BP706S BP706N	5.5 x 4.1 (140 x 105)	Aluminum Steel Non-Metallic	.08 (2) .06 (1.5) .1875 (4.8)	.29 (.13) .55 (.25) .25 (.11)	A1-706
	BP1207A BP1207S BP1207N	9 x 5.5 (229 x 140)	Aluminum Steel Non-Metallic	.08 (2) .06 (1.5) .1875 (4.8)	.59 (.27) 1.09 (.49) .50 (.23)	A31-1207
	BP1212A BP1212S BP1212N	10 x 9 (254 x 229)	Aluminum Steel Non-Metallic	.08 (2) .06 (1.5) .1875 (4.8)	1.01 (.46) 1.87 (.85) 0.86 (.39)	A41-1212
	BP1412A BP1412S BP1412N	11.7 x 10 (298 x 254)	Aluminum Steel Non-Metallic	.08 (2) .06 (1.5) .1875 (4.8)	1.18 (.54) 2.18 (.99) 1.01 (.46)	A71-1412
	BP1912A BP1912S BP1912N	16.3 x 10 (413 x 254)	Aluminum Steel Non-Metallic	.08 (2) .06 (1.5) .1875 (4.8)	1.60 (.73) 2.96 (1.34) 1.37 (.62)	A51-1912
	BP2212A BP2212S BP2212N	19 x 10 (484 x 254)	Aluminum Steel Non-Metallic	.08 (2) .06 (1.5) .1875 (4.8)	1.85 (.84) 3.43 (1.56) 1.58 (.72)	A81-2212
	BP2412A BP2412S BP2412N	20.7 x 10 (528 x 254)	Aluminum Steel Non-Metallic	.08 (2) .06 (1.5) .1875 (4.8)	2.02 (.92) 3.74 (1.7) 1.73 (.78)	A61-2412
	BP2414A BP2414S BP2414N	20.7 x 12.8 (528 x 324)	Aluminum Steel Non-Metallic	.08 (2) .06 (1.5) .1875 (4.8)	2.35 (1.07) 4.37 (1.98) 2.02 (.92)	A11-2414
	BP2424A BP2424S BP2424N	21.9 x 21.9 (555 x 555)	Aluminum Steel Non-Metallic	.08 (2) .06 (1.5) .1875 (4.8)	4.03 (1.83) 7.49 (3.40) 3.46 (1.57)	A12-2424



	Part Number	Dimensions	Material	Thickness	Weight	Style	Enclosure
		H x W Inches (mm)		Inches (mm)	Lbs (kg)		Range
	FP706A FPH706A FPH706A-KIT	6.28 x 4.89 (160 x 124)	Aluminum	.08 (2)	.29 (.13)	Dead Front Hinged Installed Hinged Kit	A1-706
	FP1207A AFP1207A (for DT Cover) FPH1207A FPH1207A-KIT	10.85 x 6.28 (276 x 160)	Aluminum	.08 (2)	.59 (.27)	Dead Front Dead Front Hinged Installed Hinged Kit	A31-1207
	FP1212A AFP1212A (for DT Cover) FPH1212A FPH1212A-KIT	10.83 x 10.83 (275 x 275)	Aluminum	.08 (2)	1.01 (.46)	Dead Front Dead Front Hinged Installed Hinged Kit	A41-1212
	FP1412A AFP1412A (for DT Cover) FPH1412A FPH1412A-KIT	13.57 x 10.81 (345 x 275)	Aluminum	.08 (2)	1.18 (.54)	Dead Front Dead Front Hinged Installed Hinged Kit	A71-1412
	FP1912A AFP1912A (for DT Cover) FPH1912A FPH1912A-KIT	18.07 x 10.81 (459 x 275)	Aluminum	.08 (2)	1.60 (.73)	Dead Front Dead Front Hinged Installed Hinged Kit	A51-1912
	FP2212A FPH2212A FPH2212A-KIT	20.87 x 10.81 (530 x 275)	Aluminum	.08 (2)	1.85 (.84)	Dead Front Hinged Installed Hinged Kit	A81-2212
	FP2412A AFP2412A (for DT Cover) FPH2412A FPH2412A-KIT	22.57 x 10.81 (573 x 275)	Aluminum	.08 (2)	2.02 (.92)	Dead Front Dead Front Hinged Installed Hinged Kit	A61-2412
	FP2414A FPH2414A FPH2414A-KIT	22.57 x 13.55 (573 x 344)	Aluminum	.08 (2)	2.35 (1.07)	Dead Front Hinged Installed Hinged Kit	A11-2414
	FP2424A FPH2424A FPH2424A-KIT	22.69 x 22.79 (576 x 579)	Aluminum	.08 (2)	4.03 (1.83)	Dead Front Hinged Installed Hinged Kit	A12-2424

	<p>10000.005LG Non-Metallic Hinges</p>	<p>Material: Polyamide Package: Set of 2 pieces Type: A For Use With: A1-706 to A12-2424 with opaque cover To attach hinges, holes must be drilled in the cover and the base. Templates are provided for proper placement.</p>
	<p>10000.091LG Non-Metallic Hinges</p>	<p>Material: Polyamide Package: Set of 2 pieces Type: B For Use With: A1-706 with opaque cover and extension collar To attach hinges, holes must be drilled in the cover and the base. Templates are provided for proper placement.</p>
	<p>10000.089LG Non-Metallic Hinges</p>	<p>Material: Polyamide Package: Set of 2 pieces Type: C For Use With: A31-1207 to A12-2424 with opaque cover and extension collar To attach hinges, holes must be drilled in the cover and the base. Templates are provided for proper placement.</p>
	<p>10000.086LG Non-Metallic Hinges</p>	<p>Material: Polyamide Package: Set of 2 pieces Type: D For Use With: A1-706 to A12-2424 with transparent cover To attach hinges, holes must be drilled in the cover and the base. Templates are provided for proper placement.</p>
	<p>10000.088LG Non-Metallic Hinges</p>	<p>Material: Polyamide Package: Set of 2 pieces Type: E For Use With: A1-706 with transparent cover and extension collar To attach hinges, holes must be drilled in the cover and the base. Templates are provided for proper placement.</p>
	<p>10000.087LG Non-Metallic Hinges</p>	<p>Material: Polyamide Package: Set of 2 pieces Type: F For Use With: A31-1207 to A12-2424 with transparent cover and extension collar To attach hinges, holes must be drilled in the cover and the base. Templates are provided for proper placement.</p>
	<p>41532.000 Stainless Steel Hinges</p>	<p>Material: Stainless Steel Package: Set of 2 pieces For Use With: APO enclosures with DT Cover For use on DT Cover models only. The cover must be milled along the dotted line to a depth of .24" prior to hinge mounting. Mounting hardware and instructions included.</p>
	<p>41519.155 Replacement Cover Screws</p>	<p>Material: Polyamide Package: Set of 4 pieces For Use With: APO Series cover screw enclosures</p>
	<p>41520.155 Thumb Screw Insert</p>	<p>Material: Polyamide Package: Set of 2 pieces For Use With: APO Series cover screw enclosures and DT Covers</p>
	<p>41525.050 Non-Metallic Mounting Feet</p>	<p>Material: Polyamide Package: Set of 4 pieces For external mounting points. Direct mounting through the four corner holes of the enclosures. If extension collars are used, mounting brackets must be attached before the collars. Maximum load can not exceed 330 lbs.</p>

	<p>AP-MFSS Stainless Steel Mounting Feet</p>	<p>Material: 304 Stainless Steel Package: Set of 4 pieces For heavy duty mounting. The brackets are mounted directly to the rear of the box in provided reinforcements. M4 threaded inserts are provided for secure attachment. Maximum load can not exceed 330 lbs.</p>
	<p>MEDVRAL7035 Air Vents</p>	<p>Material: Polyamide Package: Set of 2 pieces 2 air vents must be mounted per enclosure to ensure sufficient air circulation and prevent condensation water. Complete with template and screws. The air vents should be mounted in the upper and lower part of the enclosure if possible. UL Listed if factory installed.</p>
	<p>APOPL-KIT Padlockable Latch Kit</p>	<p>Material: 316 Stainless Steel 2 Latches are required on enclosures 12 x 7 and larger to maintain UL Listing.</p>
	<p>10000.070 Corner Padlocking Kit</p>	<p>Material: Stainless Steel and non-metallic cover screw Maximum allowable diameter of padlock: .31" (8 mm)</p>
	<p>41523.000 Tamper Proof Cover Screws</p>	<p>Material: Stainless Steel and non-metallic cover screw Package: Set of 2 pieces For Use With: APO Series screw cover enclosures</p>
	<p>10000.139 Tamper Proof Cover Screws</p>	<p>Material: Stainless Steel and non-metallic cover screw Package: Set of 2 pieces For Use With: APO Series hinged cover enclosures</p>
	<p>11810.025 Tool for Tamper Proof Cover Screws</p>	<p>Material: Stainless Steel For Use With: APO Series tamper proof cover screws</p>
	<p>41523.005 Base Insert</p>	
	<p>PM12 Pole Mounting Bracket</p>	<p>Material: Aluminum For Use With: A31-1207, A41-1212, A71-1412, A51-1912, A81-2212 and A61-2412 Mounts to the 12 inch side. Bracket is secured to rear of enclosure with M4 inserts. 2 included C-profiles attach to the bracket. 2 clamps attach to the C-profiles (sold separately). Stainless steel band attaches to the clamps (not included).</p>
	<p>PM15 Pole Mounting Bracket</p>	<p>Material: Aluminum For Use With: A71-1412 and A11-2414 Mounts to the 14 inch side. Bracket is secured to rear of enclosure with M4 inserts. 2 included sets of C-profiles attach to the bracket. 2 clamps attach to the C-profiles (sold separately). Stainless steel band attaches to the clamps (not included).</p>

	10000.030 Pole Mounting Clamps	For Use With: PM12 and PM15
	40600.099 .25" Brass Back Panel Stand Off	Material: Brass Length inches: .25 Length mm: 6.35 M4 thread to match back plate inserts and screws.
	10.002 .39" Brass Back Panel Stand Off	Material: Brass Length inches: .39 Length mm: 9.9 M4 thread to match back plate inserts and screws.
	15.002 .59" Brass Back Panel Stand Off	Material: Brass Length inches: .59 Length mm: 15 M4 thread to match back plate inserts and screws.
	20.002 .79" Brass Back Panel Stand Off	Material: Brass Length inches: .79 Length mm: 20 M4 thread to match back plate inserts and screws.
	25.002 .98" Brass Back Panel Stand Off	Material: Brass Length inches: .98 Length mm: 24.9 M4 thread to match back plate inserts and screws.
	30.002 1.18" Brass Back Panel Stand Off	Material: Brass Length inches: 1.18 Length mm: 30 M4 thread to match back plate inserts and screws.
	60.002 2.36" Brass Back Panel Stand Off	Material: Brass Length inches: 2.36 Length mm: 59.9 M4 thread to match back plate inserts and screws.
	97.002 3.81" Brass Back Panel Stand Off	Material: Brass Length inches: 3.81 Length mm: 96.8 M4 thread to match back plate inserts and screws.

	<p>13901.013 M4 Threaded Inserts</p>	<p>Material: Brass Package: Set of 4 pieces</p>		
	<p>13901.014 M4 Inserts Installation Tool</p>	<p>For Use With: 13901.013 (M4 Inserts)</p>		
	<p>119403.050 M6 Threaded Inserts</p>	<p>Material: Brass Package: Set of 4 pieces</p>		
	<p>Z185LG Coupling Collar</p>	<p>Outside Dimensions: inches (mm)</p>	<p>Inside Dimensions: inches (mm)</p>	<p>Material</p>
		<p>3.86 x 5.11 x .66</p>	<p>2.76 x 4.49 x .66</p>	<p>FRP</p>
		<p>(98 x 129.8 x 16.8)</p>	<p>(70.1 x 114 x 16.8)</p>	
	<p>Z300LG Coupling Collar</p>	<p>Outside Dimensions: inches (mm)</p>	<p>Inside Dimensions: inches (mm)</p>	<p>Material</p>
		<p>3.86 x 9.68 x .66</p>	<p>2.76 x 9.05 x .66</p>	<p>FRP</p>
		<p>(98 x 250.4 x 16.8)</p>	<p>(70.1 x 229.9 x 16.8)</p>	
	<p>Z370LG Coupling Collar</p>	<p>Outside Dimensions: inches (mm)</p>	<p>Inside Dimensions: inches (mm)</p>	<p>Material</p>
		<p>3.86 x 12.44 x .66</p>	<p>2.76 x 9.05 x .66</p>	<p>FRP</p>
		<p>(98 x 316 x 16.8)</p>	<p>(70.1 x 300 x 16.8)</p>	
	<p>CZ185LG Cover Plate</p>	<p>Outside Dimensions: inches (mm)</p>	<p>Inside Dimensions: inches (mm)</p>	<p>Material</p>
		<p>3.86 x 5.11 x .66</p>	<p>2.76 x 4.49 x .54</p>	<p>FRP</p>
		<p>(98 x 129.8 x 16.8)</p>	<p>(70.1 x 114 x 13.7)</p>	
	<p>CZ300LG Cover Plate</p>	<p>Outside Dimensions: inches (mm)</p>	<p>Inside Dimensions: inches (mm)</p>	<p>Material</p>
		<p>3.86 x 9.68 x .66</p>	<p>2.76 x 9.05 x .54</p>	<p>FRP</p>
		<p>(98 x 250.4 x 16.8)</p>	<p>(70.1 x 229.9 x 13.7)</p>	
	<p>CZ370LG Cover Plate</p>	<p>Outside Dimensions: inches (mm)</p>	<p>Inside Dimensions: inches (mm)</p>	<p>Material</p>
		<p>3.86 x 12.44 x .66</p>	<p>2.76 x 9.05 x .54</p>	<p>FRP</p>
		<p>(98 x 316 x 16.8)</p>	<p>(70.1 x 300 x 13.7)</p>	

	<p>41523.079 Blanking Insert</p>	<p>Material: Polyamide Package: Set of 4 pieces Reduces cover screw hole diameter to fit #10 self tapping screw. Used for mounting DT Covers to 3rd party panels.</p>
	<p>41270.070 Carrying Handle</p>	
	<p>41519.160 Cover Retaining Hinge Screw</p>	<p>Enclosure must be mounted or mounting feet must be attached prior to installation.</p>
	<p>SEDV Small Drain Vent</p>	<p>Material: Polyamide Package: Set of 2 pieces 2 air vents must be mounted per enclosure to ensure sufficient air circulation and prevent condensation water.</p>
	<p>APSLV Safety Lock</p>	<p>Includes 2 standard keys. V 243E</p>
	<p>APSLSQ8 Safety Lock</p>	<p>Includes 1 square key. .31 inches 8 mm</p>
	<p>APSLT8 Safety Lock</p>	<p>Includes 1 triangular key. .31 inches 8 mm</p>
	<p>APSLT11 Safety Lock</p>	<p>Includes 1 triangular key. .43 inches 11 mm</p>
	<p>APSLDB-3 Safety Lock</p>	<p>Includes 1 double-bit yale key. .12 inches 3 mm</p>

ARIA Series

configuration options and specifications

* Prefix

- AN:** Flat opaque cover
- ANB:** Flat cover with bonded window
- ANG:** Flat cover with gasketed window

** Suffix

- No Suffix:** Molded non-metallic hinges and 3 point latching mechanism with quarter turn slot handle
- FPHA:** Molded non-metallic hinges, 3 point latching mechanism with quarter turn slot handle and hinged aluminum front plate
- HKLA:** Molded non-metallic hinges and 3 point latching mechanism with quarter turn key lock handle
- HNA:** Molded non-metallic hinges and 3 point latching mechanism with quarter turn neutral handle
- HPLA:** Molded non-metallic hinges and 3 point latching mechanism with quarter turn padlockable handle
- PL:** Molded non-metallic hinges and stainless steel padlockable twist latches
- PLFPHA:** Molded non-metallic hinges, stainless steel padlockable twist latches and hinged aluminum front plate

Features

- Enclosures are maintenance free and corrosion resistant.
- Bases and covers are made from hot compression molded halogen free, self extinguishing fiberglass reinforced polyester (FRP) that can withstand continuous temperatures up to 158°F (-50°C to 70°C) and momentary exposure to 302°F (150°C).
- Windows are made from 1/4" transparent Lexan.
- 4 threaded studs are molded in for attachment of mounting plates and frames.
- All enclosures can be easily modified to customer specifications.
- Gaskets are made from continuously poured polyurethane foam.

Applications

ARIA enclosures feature a contoured body that provides an attractive and contemporary appearance. These enclosures can be used as insulated electrical junction boxes, terminal wiring boxes, instrument housings and electrical control housings in wet, dusty and corrosive environments.

Standards

- | | |
|-------------------------|------------------------|
| IEC 60439-1 | EN 60439-1 |
| IEC 60529 (IP65) (IP66) | EN 60529 (IP65) (IP66) |
| IEC 62208 | EN 62208 |
| IEC 62262 (IK10) | EN 62262 (IK10) |

Approvals

- UL Listed Types 3, 3R, 3S, 4, 4X, 12 & 13
- CSA 3, 3R, 3S, 4, 4X, 12 & 13
- Lloyd's Register of Shipping



Opaque Cover Enclosures (AN)	80
Bonded Window Enclosures (ANB)	82
Gasketed Window Enclosures (ANG)	84
Back Plates	86
Front Plates	87
Accessories	88



Configurations

- No Suffix:** Molded non-metallic hinges and 3 point latching mechanism with quarter turn slot handle
- FPHA:** Molded non-metallic hinges, 3 point latching mechanism with quarter turn slot handle and hinged aluminum front plate
- HKLA:** Molded non-metallic hinges and 3 point latching mechanism with quarter turn key lock handle
- HNA:** Molded non-metallic hinges and 3 point latching mechanism with quarter turn neutral handle
- HPLA:** Molded non-metallic hinges and 3 point latching mechanism with quarter turn padlockable handle
- PL:** Molded non-metallic hinges and stainless steel padlockable twist latches
- PLFPHA:** Molded non-metallic hinges, stainless steel padlockable twist latches and hinged aluminum front plate

Features

- Enclosures are maintenance free and corrosion resistant.
- Bases and covers are made from hot compression molded halogen free, self extinguishing fiberglass reinforced polyester (FRP) that can withstand continuous temperatures up to 158°F (-50°C to 70°C) and momentary exposure to 302°F (150°C).
- 4 threaded studs are molded in for attachment of mounting plates and frames.
- All enclosures can be easily modified to customer specifications.
- Gaskets are made from continuously poured polyurethane foam.

Applications

ARIA enclosures feature a contoured body that provides an attractive and contemporary appearance. These enclosures can be used as insulated electrical junction boxes, terminal wiring boxes, instrument housings and electrical control housings in wet, dusty and corrosive environments.

Standards

IEC 60439-1	EN 60439-1
IEC 60529 (IP65) (IP66)	EN 60529 (IP65) (IP66)
IEC 62208	EN 62208
IEC 62262 (IK10)	EN 62262 (IK10)

Approvals

UL Listed Types 3, 3R, 3S, 4, 4X, 12 & 13
 CSA 3, 3R, 3S, 4, 4X, 12 & 13
 Lloyd's Register of Shipping



Part Number	Exterior Dimensions	Interior Dimensions	Weight	Back Plate	Front Plate
	H x W x D Inches (mm)	H x W x D Inches (mm)	Lbs (kg)	A: Aluminum S: Steel N: Non-Metallic	A: Aluminum N: Non-Metallic
AN1208 AN1208FPHA AN1208HKLA AN1208HNA AN1208HPLA AN1208PL AN1208PLFPHA	12.40 x 8.46 x 6.69 (315 x 215 x 170)	10.82 x 6.69 x 6.38 (275 x 170 x 162)	5 (2.27)	ABP1208A ABP1208S ABP1208N	AFP1208A AFP1208N AFPH1208A AFPH1208N AFPH1208A-KIT AFPH1208N-KIT
AN1612 AN1612FPHA AN1612HKLA AN1612HNA AN1612HPLA AN1612PL AN1612PLFPHA	16.34 x 12.40 x 6.69 (415 x 315 x 170)	14.83 x 10.63 x 6.38 (375 x 270 x 162)	8 (3.63)	ABP1612A ABP1612S ABP1612N	AFP1612A AFP1612N AFPH1612A AFPH1612N AFPH1612A-KIT AFPH1612N-KIT
AN2016 AN2016FPHA AN2016HKLA AN2016HNA AN2016HPLA AN2016PL AN2016PLFPHA	20.28 x 16.34 x 9.06 (515 x 415 x 230)	18.75 x 14.58 x 8.82 (475 x 370 x 224)	14 (6.35)	ABP2016A ABP2016S ABP2016N	AFP2016A AFP2016N AFPH2016A AFPH2016N AFPH2016A-KIT AFPH2016N-KIT
AN2416 AN2416FPHA AN2416HKLA AN2416HNA AN2416HPLA AN2416PL AN2416PLFPHA	24.21 x 16.34 x 9.06 (615 x 415 x 230)	22.70 x 14.51 x 8.82 (575 x 370 x 224)	16 (7.26)	ABP2416A ABP2416S ABP2416N	AFP2416A AFP2416N AFPH2416A AFPH2416N AFPH2416A-KIT AFPH2416N-KIT
AN2820 AN2820FPHA AN2820HKLA AN2820HNA AN2820HPLA AN2820PL AN2820PLFPHA	28.94 x 21.06 x 10.63 (735 x 535 x 270)	26.57 x 18.50 x 10.39 (675 x 470 x 264)	30 (13.61)	ABP2820A ABP2820S ABP2820N	AFP2820A AFP2820N AFPH2820A AFPH2820N AFPH2820A-KIT AFPH2820N-KIT
AN3325 AN3325FPHA AN3325HKLA AN3325HNA AN3325HPLA AN3325PL AN3325PLFPHA	32.87 x 25.00 x 11.81 (835 x 635 x 300)	30.78 x 22.44 x 11.57 (775 x 570 x 294)	36 (16.33)	ABP3325A ABP3325S ABP3325N	AFP3325A AFP3325N AFPH3325A AFPH3325N AFPH3325A-KIT AFPH3325N-KIT
AN4032 AN4032FPHA AN4032HKLA AN4032HNA AN4032HPLA AN4032PL AN4032PLFPHA	40.75 x 32.87 x 11.81 (1035 x 835 x 300)	39.16 x 30.28 x 11.57 (975 x 770 x 294)	51 (23.13)	ABP4032A ABP4032S ABP4032N	AFP4032A AFP4032N AFPH4032A AFPH4032N AFPH4032A-KIT AFPH4032N-KIT

Configurations

- No Suffix:** Molded non-metallic hinges and 3 point latching mechanism with quarter turn slot handle
- FPHA:** Molded non-metallic hinges, 3 point latching mechanism with quarter turn slot handle and hinged aluminum front plate
- HKLA:** Molded non-metallic hinges and 3 point latching mechanism with quarter turn key lock handle
- HNA:** Molded non-metallic hinges and 3 point latching mechanism with quarter turn neutral handle
- HPLA:** Molded non-metallic hinges and 3 point latching mechanism with quarter turn padlockable handle
- PL:** Molded non-metallic hinges and stainless steel padlockable twist latches
- PLFPHA:** Molded non-metallic hinges, stainless steel padlockable twist latches and hinged aluminum front plate

Features

- Enclosures are maintenance free and corrosion resistant.
- Bases and covers are made from hot compression molded halogen free, self extinguishing fiberglass reinforced polyester (FRP) that can withstand continuous temperatures up to 158°F (-50°C to 70°C) and momentary exposure to 302°F (150°C).
- Windows are made from 1/4" transparent Lexan and bonded to the cover.
- 4 threaded studs are molded in for attachment of mounting plates and frames.
- All enclosures can be easily modified to customer specifications.
- Gaskets are made from continuously poured polyurethane foam.

Applications

ARIA enclosures with bonded windows feature a contoured body that provides an attractive and contemporary appearance. These enclosures can be used as insulated electrical junction boxes, terminal wiring boxes, instrument housings and electrical control housings in wet, dusty and corrosive environments where visibility of interior components is essential.

Standards

IEC 60439-1	EN 60439-1
IEC 60529 (IP65) (IP66)	EN 60529 (IP65) (IP66)
IEC 62208	EN 62208
IEC 62262 (IK10)	EN 62262 (IK10)

Approvals

UL Listed Types 3, 3R, 3S, 4, 4X, 12 & 13
 CSA 3, 3R, 3S, 4, 4X, 12 & 13
 Lloyd's Register of Shipping



Part Number	Exterior Dimensions	Interior Dimensions	Weight	Back Plate	Front Plate
	H x W x D Inches (mm)	H x W x D Inches (mm)	Lbs (kg)	A: Aluminum S: Steel N: Non-Metallic	A: Aluminum N: Non-Metallic
ANB1208 ANB1208FPHA ANB1208HKLA ANB1208HNA ANB1208HPLA ANB1208PL ANB1208PLFPHA	12.40 x 8.46 x 6.69 (315 x 215 x 170)	10.82 x 6.69 x 6.38 (275 x 170 x 162)	5 (2.27)	ABP1208A ABP1208S ABP1208N	AFP1208A AFP1208N AFPH1208A AFPH1208N AFPH1208A-KIT AFPH1208N-KIT
ANB1612 ANB1612FPHA ANB1612HKLA ANB1612HNA ANB1612HPLA ANB1612PL ANB1612PLFPHA	16.34 x 12.40 x 6.69 (415 x 315 x 170)	14.83 x 10.63 x 6.38 (375 x 270 x 162)	8 (3.63)	ABP1612A ABP1612S ABP1612N	AFP1612A AFP1612N AFPH1612A AFPH1612N AFPH1612A-KIT AFPH1612N-KIT
ANB2016 ANB2016FPHA ANB2016HKLA ANB2016HNA ANB2016HPLA ANB2016PL ANB2016PLFPHA	20.28 x 16.34 x 9.06 (515 x 415 x 230)	18.75 x 14.58 x 8.82 (475 x 370 x 224)	14 (6.35)	ABP2016A ABP2016S ABP2016N	AFP2016A AFP2016N AFPH2016A AFPH2016N AFPH2016A-KIT AFPH2016N-KIT
ANB2416 ANB2416FPHA ANB2416HKLA ANB2416HNA ANB2416HPLA ANB2416PL ANB2416PLFPHA	24.21 x 16.34 x 9.06 (615 x 415 x 230)	22.70 x 14.51 x 8.82 (575 x 370 x 224)	16 (7.26)	ABP2416A ABP2416S ABP2416N	AFP2416A AFP2416N AFPH2416A AFPH2416N AFPH2416A-KIT AFPH2416N-KIT
ANB2820 ANB2820FPHA ANB2820HKLA ANB2820HNA ANB2820HPLA ANB2820PL ANB2820PLFPHA	28.94 x 21.06 x 10.63 (735 x 535 x 270)	26.57 x 18.50 x 10.39 (675 x 470 x 264)	30 (13.61)	ABP2820A ABP2820S ABP2820N	AFP2820A AFP2820N AFPH2820A AFPH2820N AFPH2820A-KIT AFPH2820N-KIT
ANB3325 ANB3325FPHA ANB3325HKLA ANB3325HNA ANB3325HPLA ANB3325PL ANB3325PLFPHA	32.87 x 25.00 x 11.81 (835 x 635 x 300)	30.78 x 22.44 x 11.57 (775 x 570 x 294)	36 (16.33)	ABP3325A ABP3325S ABP3325N	AFP3325A AFP3325N AFPH3325A AFPH3325N AFPH3325A-KIT AFPH3325N-KIT
ANB4032 ANB4032FPHA ANB4032HKLA ANB4032HNA ANB4032HPLA ANB4032PL ANB4032PLFPHA	40.75 x 32.87 x 11.81 (1035 x 835 x 300)	39.16 x 30.28 x 11.57 (975 x 770 x 294)	51 (23.13)	ABP4032A ABP4032S ABP4032N	AFP4032A AFP4032N AFPH4032A AFPH4032N AFPH4032A-KIT AFPH4032N-KIT

Configurations

- No Suffix:** Molded non-metallic hinges and 3 point latching mechanism with quarter turn slot handle
FPHA: Molded non-metallic hinges, 3 point latching mechanism with quarter turn slot handle and hinged aluminum front plate
HKLA: Molded non-metallic hinges and 3 point latching mechanism with quarter turn key lock handle
HNA: Molded non-metallic hinges and 3 point latching mechanism with quarter turn neutral handle
HPLA: Molded non-metallic hinges and 3 point latching mechanism with quarter turn padlockable handle
PL: Molded non-metallic hinges and stainless steel padlockable twist latches
PLFPHA: Molded non-metallic hinges, stainless steel padlockable twist latches and hinged aluminum front plate

Features

- Enclosures are maintenance free and corrosion resistant.
- Bases and covers are made from hot compression molded halogen free, self extinguishing fiberglass reinforced polyester (FRP) that can withstand continuous temperatures up to 158°F (-50°C to 70°C) and momentary exposure to 302°F (150°C).
- Windows are made from 1/4" transparent Lexan with surrounding gasket.
- 4 threaded studs are molded in for attachment of mounting plates and frames.
- All enclosures can be easily modified to customer specifications.
- Gaskets are made from continuously poured polyurethane foam.

Applications

ARIA enclosures with bonded windows feature a contoured body that provides an attractive and contemporary appearance. These enclosures can be used as insulated electrical junction boxes, terminal wiring boxes, instrument housings and electrical control housings in wet, dusty and corrosive environments where visibility of interior components is essential.

Standards








IEC 60439-1	EN 60439-1
IEC 60529 (IP65) (IP66)	EN 60529 (IP65) (IP66)
IEC 62208	EN 62208
IEC 62262 (IK10)	EN 62262 (IK10)








Approvals

UL Listed Types 3, 3R, 3S, 4, 4X, 12 & 13
 CSA 3, 3R, 3S, 4, 4X, 12 & 13
 Lloyd's Register of Shipping



Part Number	Exterior Dimensions	Interior Dimensions	Weight	Back Plate	Front Plate
	H x W x D Inches (mm)	H x W x D Inches (mm)	Lbs (kg)	A: Aluminum S: Steel N: Non-Metallic	A: Aluminum N: Non-Metallic
ANG1208 ANG1208FPHA ANG1208HKLA ANG1208HNA ANG1208HPLA ANG1208PL ANG1208PLFPHA	12.40 x 8.46 x 6.69 (315 x 215 x 170)	10.82 x 6.69 x 6.38 (275 x 170 x 162)	5 (2.27)	ABP1208A ABP1208S ABP1208N	AFP1208A AFP1208N AFPH1208A AFPH1208N AFPH1208A-KIT AFPH1208N-KIT
ANG1612 ANG1612FPHA ANG1612HKLA ANG1612HNA ANG1612HPLA ANG1612PL ANG1612PLFPHA	16.34 x 12.40 x 6.69 (415 x 315 x 170)	14.83 x 10.63 x 6.38 (375 x 270 x 162)	8 (3.63)	ABP1612A ABP1612S ABP1612N	AFP1612A AFP1612N AFPH1612A AFPH1612N AFPH1612A-KIT AFPH1612N-KIT
ANG2016 ANG2016FPHA ANG2016HKLA ANG2016HNA ANG2016HPLA ANG2016PL ANG2016PLFPHA	20.28 x 16.34 x 9.06 (515 x 415 x 230)	18.75 x 14.58 x 8.82 (475 x 370 x 224)	14 (6.35)	ABP2016A ABP2016S ABP2016N	AFP2016A AFP2016N AFPH2016A AFPH2016N AFPH2016A-KIT AFPH2016N-KIT
ANG2416 ANG2416FPHA ANG2416HKLA ANG2416HNA ANG2416HPLA ANG2416PL ANG2416PLFPHA	24.21 x 16.34 x 9.06 (615 x 415 x 230)	22.70 x 14.51 x 8.82 (575 x 370 x 224)	16 (7.26)	ABP2416A ABP2416S ABP2416N	AFP2416A AFP2416N AFPH2416A AFPH2416N AFPH2416A-KIT AFPH2416N-KIT
ANG2820 ANG2820FPHA ANG2820HKLA ANG2820HNA ANG2820HPLA ANG2820PL ANG2820PLFPHA	28.94 x 21.06 x 10.63 (735 x 535 x 270)	26.57 x 18.50 x 10.39 (675 x 470 x 264)	30 (13.61)	ABP2820A ABP2820S ABP2820N	AFP2820A AFP2820N AFPH2820A AFPH2820N AFPH2820A-KIT AFPH2820N-KIT
ANG3325 ANG3325FPHA ANG3325HKLA ANG3325HNA ANG3325HPLA ANG3325PL ANG3325PLFPHA	32.87 x 25.00 x 11.81 (835 x 635 x 300)	30.78 x 22.44 x 11.57 (775 x 570 x 294)	36 (16.33)	ABP3325A ABP3325S ABP3325N	AFP3325A AFP3325N AFPH3325A AFPH3325N AFPH3325A-KIT AFPH3325N-KIT
ANG4032 ANG4032FPHA ANG4032HKLA ANG4032HNA ANG4032HPLA ANG4032PL ANG4032PLFPHA	40.75 x 32.87 x 11.81 (1035 x 835 x 300)	39.16 x 30.28 x 11.57 (975 x 770 x 294)	51 (23.13)	ABP4032A ABP4032S ABP4032N	AFP4032A AFP4032N AFPH4032A AFPH4032N AFPH4032A-KIT AFPH4032N-KIT

	Part Number	Dimensions	Material	Thickness	Weight	Enclosure
		H x W Inches (mm)		Inches (mm)	Lbs (kg)	Range
	ABP1208A ABP1208S ABP1208N	9.84 x 5.91 (250 x 150)	Aluminum Steel Non-Metallic	.08 (2) .06 (1.5) .1875 (4.8)	0.71 (0.32) 1.23 (0.56) 0.57 (0.26)	AN1208
	ABP1612A ABP1612S ABP1612N	13.78 x 9.84 (350 x 250)	Aluminum Steel Non-Metallic	.08 (2) .06 (1.5) .1875 (4.8)	1.34 (0.61) 2.50 (1.13) 1.15 (0.52)	AN1612
	ABP2016A ABP2016S ABP2016N	17.72 x 13.78 (450 x 350)	Aluminum Steel Non-Metallic	.08 (2) .06 (1.5) .1875 (4.8)	2.24 (1.02) 4.16 (1.89) 1.92 (.87)	AN2016
	ABP2416A ABP2416S ABP2416N	21.65 x 13.78 (550 x 350)	Aluminum Steel Non-Metallic	.08 (2) .06 (1.5) .1875 (4.8)	2.69 (1.22) 4.99 (2.26) 2.30 (1.04)	AN2416
	ABP2820A ABP2820S ABP2820N	25.59 x 17.72 (650 x 450)	Aluminum Steel Non-Metallic	.08 (2) .06 (1.5) .1875 (4.8)	3.92 (1.78) 7.28 (3.30) 3.36 (1.52)	AN2820
	ABP3325A ABP3325S ABP3325N	29.53 x 21.65 (750 x 550)	Aluminum Steel Non-Metallic	.08 (2) .06 (1.5) .1875 (4.8)	5.78 (2.62) 10.73 (4.87) 4.95 (2.25)	AN3325
	ABP4032A ABP4032S ABP4032N	37.40 x 29.53 (950 x 750)	Aluminum Steel Non-Metallic	.08 (2) .06 (1.5) .1875 (4.8)	8.96 (4.06) 16.64 (7.55) 7.68 (3.48)	AN4032

	Part Number	Dimensions	Material	Thickness	Weight	Style	Enclosure
		H x W Inches (mm)		Inches (mm)	Lbs (kg)		Range
	AFP1208A AFP1208N AFPH1208A AFPH1208N AFPH1208A-KIT AFPH1208N-KIT	10.98 x 6.38 (279 x 162)	Aluminum Non-Metallic	.08 (2) .1875 (4.8)	0.71 (0.32) 0.57 (0.26)	Dead Front Dead Front Hinged Installed Hinged Installed Hinged Kit Hinged Kit	AN1208
	AFP1612A AFP1612N AFPH1612A AFPH1612N AFPH1612A-KIT AFPH1612N-KIT	14.92 x 10.32 (379 x 262)	Aluminum Non-Metallic	.08 (2) .1875 (4.8)	1.34 (0.61) 1.15 (0.52)	Dead Front Dead Front Hinged Installed Hinged Installed Hinged Kit Hinged Kit	AN1612
	AFP2016A AFP2016N AFPH2016A AFPH2016N AFPH2016A-KIT AFPH2016N-KIT	18.86 x 14.25 (479 x 362)	Aluminum Non-Metallic	.08 (2) .1875 (4.8)	2.24 (1.02) 1.92 (.87)	Dead Front Dead Front Hinged Installed Hinged Installed Hinged Kit Hinged Kit	AN2016
	AFP2416A AFP2416N AFPH2416A AFPH2416N AFPH2416A-KIT AFPH2416N-KIT	22.80 x 14.25 (579 x 362)	Aluminum Non-Metallic	.08 (2) .1875 (4.8)	2.69 (1.22) 2.30 (1.04)	Dead Front Dead Front Hinged Installed Hinged Installed Hinged Kit Hinged Kit	AN2416
	AFP2820A AFP2820N AFPH2820A AFPH2820N AFPH2820A-KIT AFPH2820N-KIT	27.17 x 18.19 (690 x 462)	Aluminum Non-Metallic	.08 (2) .1875 (4.8)	3.92 (1.78) 3.36 (1.52)	Dead Front Dead Front Hinged Installed Hinged Installed Hinged Kit Hinged Kit	AN2820
	AFP3325A AFP3325N AFPH3325A AFPH3325N AFPH3325A-KIT AFPH3325N-KIT	31.10 x 22.13 (790 x 562)	Aluminum Non-Metallic	.08 (2) .1875 (4.8)	5.78 (2.62) 4.95 (2.25)	Dead Front Dead Front Hinged Installed Hinged Installed Hinged Kit Hinged Kit	AN3325
	AFP4032A AFP4032N AFPH4032A AFPH4032N AFPH4032A-KIT AFPH4032N-KIT	38.98 x 30.00 (990 x 762)	Aluminum Non-Metallic	.08 (2) .1875 (4.8)	8.96 (4.06) 7.68 (3.48)	Dead Front Dead Front Hinged Installed Hinged Installed Hinged Kit Hinged Kit	AN4032

	<p>AN-NMF Non-Metallic Mounting Feet</p>	<p>Material: Polyamide Package: Set of 4 pieces Direct mounting to back of enclosures.</p>
	<p>AN-MFSS Stainless Steel Mounting Feet</p>	<p>Material: 304 Stainless Steel Package: Set of 4 pieces Direct mounting to back of enclosures.</p>
	<p>MEDVRAL7035 Air Vents</p>	<p>Material: Polyamide Package: Set of 2 pieces 2 air vents must be mounted per enclosure to ensure sufficient air circulation and prevent condensation water. Complete with template and screws. The air vents should be mounted in the upper and lower part of the enclosure if possible. UL Listed if factory installed.</p>
	<p>SEDV Small Drain Vents</p>	<p>Material: Polyamide Package: Set of 2 pieces 2 air vents must be mounted per enclosure to ensure sufficient air circulation and prevent condensation water.</p>
	<p>RDV Ventilators</p>	<p>Material: Polyamide Package: Set of 2 pieces Mounting hole diameter: 1.4"</p>
	<p>PCP Pressure Compensation Plugs</p>	<p>Material: Polyamide Package: Set of 2 pieces Mounting hole diameter: 1.5"</p>
	<p>ABP-DA Back plate depth adjusters</p>	<p>Material: Stainless steel Package: Set of 4 pieces</p>
	<p>A-HKL Small Quarter Turn Key lock Handle</p>	<p>Small standard quarter turn handle with standard key lock installed. Includes set of 2 keys. Key lock handles require special fitting and should be installed by the factory. Special lock cylinders available upon request.</p>
	<p>A-HNMKL Large Lift / Turn Key lock Handle</p>	<p>Large standard lift / turn handle with standard key lock installed. Includes set of 2 keys. Key lock handles require special fitting and should be installed by the factory. Special lock cylinders available upon request.</p>
	<p>KLC-SP Standard Cylinder Key lock</p>	<p>Half cylinder profile key lock. Includes set of 2 keys. Included with A-HKL and A-HNMKL.</p>
	<p>KLC-SQ8 Square Bit Key lock</p>	<p>.31" (8mm) square bit key lock. Includes 1 key. Optional with A-HKL and A-HNMKL.</p>

	<p>KLC-T8 Triangle Bit Key lock</p>	<p>.31" (8mm) triangle bit key lock. Includes 1 key. Optional with A-HKL and A-HNMKL.</p>
	<p>KLC-T11 Triangle Bit Key lock</p>	<p>.43" (11mm) triangle bit key lock. Includes 1 key. Optional with A-HKL and A-HNMKL.</p>
	<p>KLC-DB3 Double Bit Key lock</p>	<p>.12" (3mm) double bit key lock. Includes 1 key. Optional with A-HKL and A-HNMKL.</p>
	<p>A-HN Small Quarter Turn Handle</p>	<p>Small standard quarter turn handle. Quarter turn handles require special fitting and should be installed by the factory.</p>
	<p>A-HNM Large Lift / Turn Handle</p>	<p>Large standard lift / turn handle. Lift / turn handles require special fitting and should be installed by the factory.</p>
	<p>A-HNMPL Large Lift / Turn Padlockable Handle</p>	<p>Large standard lift / turn handle with padlock capability. Lift / turn handles require special fitting and should be installed by the factory.</p>
	<p>AFPH Front Plate Hinge Supports</p>	<p>Material: Aluminum Package: Set of 2 pieces</p>
	<p>1021.020 Document Pocket</p>	<p>Dimensions inches (H x W x D): 6.7 x 5.5 x .4 Dimensions mm (H x W x D): 170 x 140 x 10 Transparent Self adhesive</p>
	<p>41270.070 Carrying Handle</p>	<p>Dimensions inches (L x W x H): 7.9 x 1.9 x 2 Dimensions mm (L x W x H): 200 x 47 x 50 Material: Vyncolite Includes reinforcement plate and screws</p>
	<p>PM16 Pole Mounting Bracket</p>	<p>Material: Aluminum For Use With: AN2016 and AN2416 enclosures Mounts across the 16 inch side. Includes set of 4 stainless steel mounting feet.</p>

Polysafe Series

configuration options and specifications

* Prefix

PS: Flat opaque cover

PSB: Flat cover with bonded window

PSG: Flat cover with gasketed window

** Suffix

A: Stainless steel pinned hinges and 3 or 5 point latching mechanism with full turn standard handle

/2A: Stainless steel pinned hinges, two doors and 3 or 5 point latching mechanism with full turn standard handle

/2LA: Stainless steel pinned hinges, two lateral doors and 3 or 5 point latching mechanism with full turn standard handle

DFR: Front and rear doors installed

E1: One extension collar installed

E2: Two extension collars installed

/2A available on 3050, 4040, 4050 and 5040 enclosures

/2LA available on 5040 enclosures

Features

- Enclosures are maintenance free and corrosion resistant.
- Bases and covers are hot compression molded from halogen free, self extinguishing fiberglass reinforced polyester (FRP) that can withstand continuous temperatures from -58°F to 302°F (-50°C to 150°C) and momentary exposure to 392°F (200°C).
- Windows are made from 1/4" transparent Lexan.
- Can be coupled in height, width and depth for wall mounting and freestanding units.
- Standard 3 or 5 point latching mechanism (dependant on size).
- All enclosures can be easily modified to customer specifications.
- Gaskets are made from continuously poured polyurethane foam.

Applications

Polysafe enclosures are highly effective at protecting electrical and electronic controls. These enclosures can be used as insulated electrical junction boxes, terminal wiring boxes, instrument housings and electrical control housings in wet, dusty and corrosive environments.

Standards

IEC 60529 (IP65)

IEC 62208

IEC 62262 (IK10)

EN 60529 (IP65)

EN 62208

EN 62262 (IK10)

Approvals

UL Listed Types 3, 3R, 3S, 4, 4X, 12, 12K & 13

CSA 3, 3R, 3S, 4, 4X, 12 & 13

Lloyd's Register of Shipping



Opaque Cover Enclosures (PS)	92
Opaque Cover Enclosures with Extension Collars (PS E)	94
Bonded Window Enclosures (PSB)	98
Bonded Window Enclosures with Extension Collars (PSB E)	100
Gasketed Window Enclosures (PSB)	104
Gasketed Window Enclosures with Extension Collars (PSB E)	106
Back Plates	110
Front Plates	111
19" Swing Frames	112
Floor Pads	112
Rain Hoods	113
Accessories	114



Configurations

- A:** Stainless steel pinned hinges and 3 or 5 point latching mechanism with full turn standard handle
- /2A:** Stainless steel pinned hinges, two doors and 3 or 5 point latching mechanism with full turn standard handle
- /2LA:** Stainless steel pinned hinges, two lateral doors and 3 or 5 point latching mechanism with full turn standard handle
- DFR:** Front and rear doors

Features

- Enclosures are maintenance free and corrosion resistant.
- Bases and covers are hot compression molded from halogen free, self extinguishing fiberglass reinforced polyester (FRP) that can withstand continuous temperatures from -58°F to 302°F (-50°C to 150°C) and momentary exposure to 392°F (200°C).
- Can be coupled in height, width and depth for wall mounting and freestanding units.
- Standard 3 or 5 point latching mechanism (dependant on size).
- All enclosures can be easily modified to customer specifications.
- Gaskets are made from continuously poured polyurethane foam.

Applications

Polysafe enclosures are highly effective at protecting electrical and electronic controls. These enclosures can be used as insulated electrical junction boxes, terminal wiring boxes, instrument housings and electrical control housings in wet, dusty and corrosive environments.

Standards

IEC 60529 (IP65)	EN 60529 (IP65)
IEC 62208	EN 62208
IEC 62262 (IK10)	EN 62262 (IK10)

Approvals

UL Listed Types 3, 3R, 3S, 4, 4X, 12, 12K & 13
 CSA 3, 3R, 3S, 4, 4X, 12 & 13
 Lloyd's Register of Shipping



Part Number	Exterior Dimensions	Interior Dimensions	Weight	Back Plate	Front Plate	19" Swing Frame
	H x W x D Inches (mm)	H x W x D Inches (mm)	Lbs (kg)	A: Aluminum S: Steel N: Non-Metallic	A: Aluminum Non-metallic	Aluminum
PS2020A PS2020ADFR	19.69 x 19.69 x 12.60 (500 x 500 x 320)	19.44 x 19.44 x 12.35 (494 x 494 x 314)	25.5 (11.57)	PSBP22A PSBP22S PSBP22N	PSFPH2020A PSFPH2020A-KIT PSID22	Not Available
PS2030A PS2030ADFR	19.69 x 29.53 x 12.60 (500 x 750 x 320)	19.44 x 29.28 x 12.35 (494 x 744 x 314)	37.5 (17.01)	PSBP32A PSBP32S PSBP32N	PSID23	PSPF-2030
PS3020A PS3020ADFR	29.53 x 19.69 x 12.60 (750 x 500 x 320)	29.28 x 19.44 x 12.35 (744 x 494 x 314)	37.5 (17.01)	PSBP32A PSBP32S PSBP32N	PSFPH3020A PSFPH3020A-KIT PSID32	Not Available
PS3030A PS3030ADFR	29.53 x 29.53 x 12.60 (750 x 750 x 320)	29.28 x 29.28 x 12.35 (744 x 744 x 314)	43.8 (19.87)	PSBP33A PSBP33S PSBP33N	PSFPH3030A PSFPH3030A-KIT PSID33	PSPF-3030
PS3040A PS3040ADFR	29.53 x 39.37 x 12.60 (750 x 1000 x 320)	29.28 x 39.12 x 12.35 (744 x 994 x 314)	56 (25.40)	PSBP43A PSBP43S PSBP43N	Not Available	Not Available
PS3050/2A PS3050/2ADFR	29.53 x 49.21 x 12.60 (750 x 1250 x 320)	29.28 x 48.96 x 12.35 (744 x 1244 x 314)	69 (31.30)	PSBP53A PSBP53S PSBP53N	Not Available	Not Available
PS4020A PS4020ADFR	39.37 x 19.69 x 12.60 (1000 x 500 x 320)	39.12 x 19.44 x 12.35 (994 x 494 x 314)	43.8 (19.87)	PSBP42A PSBP42S PSBP42N	PSID42	Not Available
PS4030A PS4030ADFR	39.37 x 29.53 x 12.60 (1000 x 750 x 320)	39.12 x 29.28 x 12.35 (994 x 744 x 314)	56 (25.40)	PSBP43A PSBP43S PSBP43N	PSFPH4030A PSFPH4030A-KIT PSID43	PSPF-4030
PS4040A PS4040/2A PS4040ADFR PS4040/2ADFR	39.37 x 39.37 x 12.60 (1000 x 1000 x 320)	39.12 x 39.12 x 12.35 (994 x 994 x 314)	69.6 (31.57)	PSBP44A PSBP44S PSBP44N	Not Available	Not Available
PS4050/2A PS4050/2ADFR	39.37 x 49.21 x 12.60 (1000 x 1250 x 320)	39.12 x 48.96 x 12.35 (994 x 1244 x 314)	83.5 (37.87)	PSBP54A PSBP54S PSBP54N	Not Available	Not Available
PS5030A PS5030ADFR	49.21 x 29.53 x 12.60 (1250 x 750 x 320)	48.96 x 29.28 x 12.35 (1244 x 744 x 314)	69 (31.30)	PSBP53A PSBP53S PSBP53N	PSFPH5030A PSFPH5030A-KIT	PSPF-5030
PS5040/2A PS5040/2LA PS5040/2ADFR PS5040/2LADFR	49.21 x 39.37 x 12.60 (1250 x 1000 x 320)	48.96 x 39.12 x 12.35 (1244 x 994 x 314)	83.5 (37.87)	PSBP54A PSBP54S PSBP54N	Not Available	Not Available

Configurations

- E1A:** One extension collar, stainless steel pinned hinges and 3 or 5 point latching mechanism with full turn standard handle
- E1/2A:** One extension collar, stainless steel pinned hinges, two doors and 3 or 5 point latching mechanism with full turn standard handle
- E1/2LA:** One extension collar, stainless steel pinned hinges, two lateral doors and 3 or 5 point latching mechanism with full turn standard handle
- DFR:** Front and rear doors

Features

- Enclosures are maintenance free and corrosion resistant.
- Bases and covers are hot compression molded from halogen free, self extinguishing fiberglass reinforced polyester (FRP) that can withstand continuous temperatures from -58°F to 302°F (-50°C to 150°C) and momentary exposure to 392°F (200°C).
- Can be coupled in height, width and depth for wall mounting and freestanding units.
- Standard 3 or 5 point latching mechanism (dependant on size).
- All enclosures can be easily modified to customer specifications.
- Gaskets are made from continuously poured polyurethane foam.

Applications

Polysafe enclosures are highly effective at protecting electrical and electronic controls. These enclosures can be used as insulated electrical junction boxes, terminal wiring boxes, instrument housings and electrical control housings in wet, dusty and corrosive environments.

Standards

IEC 60529 (IP65)	EN 60529 (IP65)
IEC 62208	EN 62208
IEC 62262 (IK10)	EN 62262 (IK10)

Approvals

UL Listed Types 3, 3R, 3S, 4, 4X, 12, 12K & 13
 CSA 3, 3R, 3S, 4, 4X, 12 & 13
 Lloyd's Register of Shipping



Part Number	Exterior Dimensions H x W x D Inches (mm)	Interior Dimensions H x W x D Inches (mm)	Weight Lbs (kg)	Back Plate A: Aluminum S: Steel N: Non-Metallic	Front Plate A: Aluminum Non-metallic	19" Swing Frame Aluminum
PS2020E1A PS2020E1ADFR	19.69 x 19.69 x 25.20 (500 x 500 x 640)	19.44 x 19.44 x 24.70 (494 x 494 x 628)	50 (22.68)	PSBP22A PSBP22S PSBP22N	PSFPH2020A PSFPH2020A-KIT PSID22	Not Available
PS2030E1A PS2030E1ADFR	19.69 x 29.53 x 25.20 (500 x 750 x 640)	19.44 x 29.28 x 24.70 (494 x 744 x 628)	75 (34.02)	PSBP32A PSBP32S PSBP32N	PSID23	PSPF-2030
PS3020E1A PS3020E1ADFR	29.53 x 19.69 x 25.20 (750 x 500 x 640)	29.28 x 19.44 x 24.70 (744 x 494 x 628)	75 (34.02)	PSBP32A PSBP32S PSBP32N	PSFPH3020A PSFPH3020A-KIT PSID32	Not Available
PS3030E1A PS3030E1ADFR	29.53 x 29.53 x 25.20 (750 x 750 x 640)	29.28 x 29.28 x 24.70 (744 x 744 x 628)	87.6 (39.73)	PSBP33A PSBP33S PSBP33N	PSFPH3030A PSFPH3030A-KIT PSID33	PSPF-3030
PS3040E1A PS3040E1ADFR	29.53 x 39.37 x 25.20 (750 x 1000 x 640)	29.28 x 39.12 x 24.70 (744 x 994 x 628)	112 (50.80)	PSBP43A PSBP43S PSBP43N	Not Available	Not Available
PS3050E1/2A PS3050E1/2ADFR	29.53 x 49.21 x 25.20 (750 x 1250 x 640)	29.28 x 48.96 x 24.70 (744 x 1244 x 628)	138 (62.60)	PSBP53A PSBP53S PSBP53N	Not Available	Not Available
PS4020E1A PS4020E1ADFR	39.37 x 19.69 x 25.20 (1000 x 500 x 640)	39.12 x 19.44 x 24.70 (994 x 494 x 628)	87.6 (39.73)	PSBP42A PSBP42S PSBP42N	PSID42	Not Available
PS4030E1A PS4030E1ADFR	39.37 x 29.53 x 25.20 (1000 x 750 x 640)	39.12 x 29.28 x 24.70 (994 x 744 x 628)	112 (50.80)	PSBP43A PSBP43S PSBP43N	PSFPH4030A PSFPH4030A-KIT PSID43	PSPF-4030
PS4040E1A PS4040E1/2A PS4040E1ADFR PS4040E1/2ADFR	39.37 x 39.37 x 25.20 (1000 x 1000 x 640)	39.12 x 39.12 x 24.70 (994 x 994 x 628)	138 (62.60)	PSBP44A PSBP44S PSBP44N	Not Available	Not Available
PS4050E1/2A PS4050E1/2ADFR	39.37 x 49.21 x 25.20 (1000 x 1250 x 640)	39.12 x 48.96 x 24.70 (994 x 1244 x 628)	167 (75.75)	PSBP54A PSBP54S PSBP54N	Not Available	Not Available
PS5030E1A PS5030E1ADFR	49.21 x 29.53 x 25.20 (1250 x 750 x 640)	48.96 x 29.28 x 24.70 (1244 x 744 x 628)	138 (62.60)	PSBP53A PSBP53S PSBP53N	PSFPH5030A PSFPH5030A-KIT	PSPF-5030
PS5040E1/2A PS5040E1/2LA PS5040E1/2ADFR PS5040E1/2LADFR	49.21 x 39.37 x 25.20 (1250 x 1000 x 640)	48.96 x 39.12 x 24.70 (1244 x 994 x 628)	167 (75.75)	PSBP54A PSBP54S PSBP54N	Not Available	Not Available

Configurations

E2A: Two extension collars, stainless steel pinned hinges and 3 or 5 point latching mechanism with full turn standard handle

E2/2A: Two extension collars, stainless steel pinned hinges, two doors and 3 or 5 point latching mechanism with full turn standard handle

E2/2LA: Two extension collars, stainless steel pinned hinges, two lateral doors and 3 or 5 point latching mechanism with full turn standard handle

DFR: Front and rear doors

Features

- Enclosures are maintenance free and corrosion resistant.
- Bases and covers are hot compression molded from halogen free, self extinguishing fiberglass reinforced polyester (FRP) that can withstand continuous temperatures from -58°F to 302°F (-50°C to 150°C) and momentary exposure to 392°F (200°C).
- Can be coupled in height, width and depth for wall mounting and freestanding units.
- Standard 3 or 5 point latching mechanism (dependant on size).
- All enclosures can be easily modified to customer specifications.
- Gaskets are made from continuously poured polyurethane foam.

Applications

Polysafe enclosures are highly effective at protecting electrical and electronic controls. These enclosures can be used as insulated electrical junction boxes, terminal wiring boxes, instrument housings and electrical control housings in wet, dusty and corrosive environments.

Standards

IEC 60529 (IP65)	EN 60529 (IP65)
IEC 62208	EN 62208
IEC 62262 (IK10)	EN 62262 (IK10)

Approvals

UL Listed Types 3, 3R, 3S, 4, 4X, 12, 12K & 13
CSA 3, 3R, 3S, 4, 4X, 12 & 13
Lloyd's Register of Shipping



Part Number	Exterior Dimensions H x W x D Inches (mm)	Interior Dimensions H x W x D Inches (mm)	Weight Lbs (kg)	Back Plate A: Aluminum S: Steel N: Non-Metallic	Front Plate A: Aluminum Non-metallic	19" Swing Frame Aluminum
PS2020E2A PS2020E2ADFR	19.69 x 19.69 x 37.80 (500 x 500 x 960)	19.44 x 19.44 x 37.09 (494 x 494 x 942)	75 (34.02)	PSBP22A PSBP22S PSBP22N	PSFPH2020A PSFPH2020A-KIT PSID22	Not Available
PS2030E2A PS2030E2ADFR	19.69 x 29.53 x 37.80 (500 x 750 x 960)	19.44 x 29.28 x 37.09 (494 x 744 x 942)	112 (50.80)	PSBP32A PSBP32S PSBP32N	PSID23	PSPF-2030
PS3020E2A PS3020E2ADFR	29.53 x 19.69 x 37.80 (750 x 500 x 960)	29.28 x 19.44 x 37.09 (744 x 494 x 942)	112 (50.80)	PSBP32A PSBP32S PSBP32N	PSFPH3020A PSFPH3020A-KIT PSID32	Not Available
PS3030E2A PS3030E2ADFR	29.53 x 29.53 x 37.80 (750 x 750 x 960)	29.28 x 29.28 x 37.09 (744 x 744 x 942)	131 (59.42)	PSBP33A PSBP33S PSBP33N	PSFPH3030A PSFPH3030A-KIT PSID33	PSPF-3030
PS3040E2A PS3040E2ADFR	29.53 x 39.37 x 37.80 (750 x 1000 x 960)	29.28 x 39.12 x 37.09 (744 x 994 x 942)	168 (76.20)	PSBP43A PSBP43S PSBP43N	Not Available	Not Available
PS3050E2/2A PS3050E2/2ADFR	29.53 x 49.21 x 37.80 (750 x 1250 x 960)	29.28 x 48.96 x 37.09 (744 x 1244 x 942)	207 (93.89)	PSBP53A PSBP53S PSBP53N	Not Available	Not Available
PS4020E2A PS4020E2ADFR	39.37 x 19.69 x 37.80 (1000 x 500 x 960)	39.12 x 19.44 x 37.09 (994 x 494 x 942)	131 (59.42)	PSBP42A PSBP42S PSBP42N	PSID42	Not Available
PS4030E2A PS4030E2ADFR	39.37 x 29.53 x 37.80 (1000 x 750 x 960)	39.12 x 29.28 x 37.09 (994 x 744 x 942)	168 (76.20)	PSBP43A PSBP43S PSBP43N	PSFPH4030A PSFPH4030A-KIT PSID43	PSPF-4030
PS4040E2A PS4040E2/2A PS4040E2ADFR PS4040E2/2ADFR	39.37 x 39.37 x 37.80 (1000 x 1000 x 960)	39.12 x 39.12 x 37.09 (994 x 994 x 942)	209 (94.80)	PSBP44A PSBP44S PSBP44N	Not Available	Not Available
PS4050E2/2A PS4050E2/2ADFR	39.37 x 49.21 x 37.80 (1000 x 1250 x 960)	39.12 x 48.96 x 37.09 (994 x 1244 x 942)	251 (113.85)	PSBP54A PSBP54S PSBP54N	Not Available	Not Available
PS5030E2A PS5030E2ADFR	49.21 x 29.53 x 37.80 (1250 x 750 x 960)	48.96 x 29.28 x 37.09 (1244 x 744 x 942)	207 (93.89)	PSBP53A PSBP53S PSBP53N	PSFPH5030A PSFPH5030A-KIT	PSPF-5030
PS5040E2/2A PS5040E2/2LA PS5040E2/2ADFR PS5040E2/2LADFR	49.21 x 39.37 x 37.80 (1250 x 1000 x 960)	48.96 x 39.12 x 37.09 (1244 x 994 x 942)	251 (113.85)	PSBP54A PSBP54S PSBP54N	Not Available	Not Available

Configurations

- A:** Stainless steel pinned hinges and 3 or 5 point latching mechanism with full turn standard handle
/2A: Stainless steel pinned hinges, two doors and 3 or 5 point latching mechanism with full turn standard handle
/2LA: Stainless steel pinned hinges, two lateral doors and 3 or 5 point latching mechanism with full turn standard handle
DFR: Front and rear doors

Features

- Enclosures are maintenance free and corrosion resistant.
- Bases and covers are hot compression molded from halogen free, self extinguishing fiberglass reinforced polyester (FRP) that can withstand continuous temperatures from -58°F to 302°F (-50°C to 150°C) and momentary exposure to 392°F (200°C).
- Windows are made from 1/4" transparent Lexan and bonded to the cover.
- Can be coupled in height, width and depth for wall mounting and freestanding units.
- Standard 3 or 5 point latching mechanism (dependant on size).
- All enclosures can be easily modified to customer specifications.
- Gaskets are made from continuously poured polyurethane foam.

Applications

Polysafe PSB enclosures are highly effective at protecting electrical and electronic controls. These enclosures can be used as insulated electrical junction boxes, terminal wiring boxes, instrument housings and electrical control housings in wet, dusty and corrosive environments where visibility of interior components is important.

Standards

IEC 60529 (IP65)	EN 60529 (IP65)
IEC 62208	EN 62208
IEC 62262 (IK00)	EN 62262 (IK00)

Approvals

UL Listed Types 3, 3R, 3S, 4, 4X, 12, 12K & 13
 CSA 3, 3R, 3S, 4, 4X, 12 & 13
 Lloyd's Register of Shipping



Part Number	Exterior Dimensions	Interior Dimensions	Weight	Back Plate	Front Plate	19" Swing Frame
	H x W x D Inches (mm)	H x W x D Inches (mm)	Lbs (kg)	A: Aluminum S: Steel N: Non-Metallic	A: Aluminum Non-metallic	Aluminum
PSB2020A PSB2020ADFR	19.69 x 19.69 x 12.60 (500 x 500 x 320)	19.44 x 19.44 x 12.35 (494 x 494 x 314)	25.5 (11.57)	PSBP22A PSBP22S PSBP22N	PSFPH2020A PSFPH2020A-KIT PSID22	Not Available
PSB2030A PSB2030ADFR	19.69 x 29.53 x 12.60 (500 x 750 x 320)	19.44 x 29.28 x 12.35 (494 x 744 x 314)	37.5 (17.01)	PSBP32A PSBP32S PSBP32N	PSID23	PSPF-2030
PSB3020A PSB3020ADFR	29.53 x 19.69 x 12.60 (750 x 500 x 320)	29.28 x 19.44 x 12.35 (744 x 494 x 314)	37.5 (17.01)	PSBP32A PSBP32S PSBP32N	PSFPH3020A PSFPH3020A-KIT PSID32	Not Available
PSB3030A PSB3030ADFR	29.53 x 29.53 x 12.60 (750 x 750 x 320)	29.28 x 29.28 x 12.35 (744 x 744 x 314)	43.8 (19.87)	PSBP33A PSBP33S PSBP33N	PSFPH3030A PSFPH3030A-KIT PSID33	PSPF-3030
PSB3040A PSB3040ADFR	29.53 x 39.37 x 12.60 (750 x 1000 x 320)	29.28 x 39.12 x 12.35 (744 x 994 x 314)	56 (25.40)	PSBP43A PSBP43S PSBP43N	Not Available	Not Available
PSB3050/2A PSB3050/2ADFR	29.53 x 49.21 x 12.60 (750 x 1250 x 320)	29.28 x 48.96 x 12.35 (744 x 1244 x 314)	69 (31.30)	PSBP53A PSBP53S PSBP53N	Not Available	Not Available
PSB4020A PSB4020ADFR	39.37 x 19.69 x 12.60 (1000 x 500 x 320)	39.12 x 19.44 x 12.35 (994 x 494 x 314)	43.8 (19.87)	PSBP42A PSBP42S PSBP42N	PSID42	Not Available
PSB4030A PSB4030ADFR	39.37 x 29.53 x 12.60 (1000 x 750 x 320)	39.12 x 29.28 x 12.35 (994 x 744 x 314)	56 (25.40)	PSBP43A PSBP43S PSBP43N	PSFPH4030A PSFPH4030A-KIT PSID43	PSPF-4030
PSB4040A PSB4040/2A PSB4040ADFR PSB4040/2ADFR	39.37 x 39.37 x 12.60 (1000 x 1000 x 320)	39.12 x 39.12 x 12.35 (994 x 994 x 314)	69.6 (31.57)	PSBP44A PSBP44S PSBP44N	Not Available	Not Available
PSB4050/2A PSB4050/2ADFR	39.37 x 49.21 x 12.60 (1000 x 1250 x 320)	39.12 x 48.96 x 12.35 (994 x 1244 x 314)	83.5 (37.87)	PSBP54A PSBP54S PSBP54N	Not Available	Not Available
PSB5030A PSB5030ADFR	49.21 x 29.53 x 12.60 (1250 x 750 x 320)	48.96 x 29.28 x 12.35 (1244 x 744 x 314)	69 (31.30)	PSBP53A PSBP53S PSBP53N	PSFPH5030A PSFPH5030A-KIT	PSPF-5030
PSB5040/2A PSB5040/2LA PSB5040/2ADFR PSB5040/2LADFR	49.21 x 39.37 x 12.60 (1250 x 1000 x 320)	48.96 x 39.12 x 12.35 (1244 x 994 x 314)	83.5 (37.87)	PSBP54A PSBP54S PSBP54N	Not Available	Not Available

Configurations

E1A: One extension collar, stainless steel pinned hinges and 3 or 5 point latching mechanism with full turn standard handle

E1/2A: One extension collar, stainless steel pinned hinges, two doors and 3 or 5 point latching mechanism with full turn standard handle

E1/2LA: One extension collar, stainless steel pinned hinges, two lateral doors and 3 or 5 point latching mechanism with full turn standard handle

DFR: Front and rear doors

Features

- Enclosures are maintenance free and corrosion resistant.
- Bases and covers are hot compression molded from halogen free, self extinguishing fiberglass reinforced polyester (FRP) that can withstand continuous temperatures from -58°F to 302°F (-50°C to 150°C) and momentary exposure to 392°F (200°C).
- Windows are made from 1/4" transparent Lexan and bonded to the cover.
- Can be coupled in height, width and depth for wall mounting and freestanding units.
- Standard 3 or 5 point latching mechanism (dependant on size).
- All enclosures can be easily modified to customer specifications.
- Gaskets are made from continuously poured polyurethane foam.

Applications

Polysafe PSB enclosures are highly effective at protecting electrical and electronic controls. These enclosures can be used as insulated electrical junction boxes, terminal wiring boxes, instrument housings and electrical control housings in wet, dusty and corrosive environments where visibility of interior components is important.

Standards

IEC 60529 (IP65)	EN 60529 (IP65)
IEC 62208	EN 62208
IEC 62262 (IK00)	EN 62262 (IK00)

Approvals

UL Listed Types 3, 3R, 3S, 4, 4X, 12, 12K & 13
CSA 3, 3R, 3S, 4, 4X, 12 & 13
Lloyd's Register of Shipping



Part Number	Exterior Dimensions H x W x D Inches (mm)	Interior Dimensions H x W x D Inches (mm)	Weight Lbs (kg)	Back Plate A: Aluminum S: Steel N: Non-Metallic	Front Plate A: Aluminum Non-metallic	19" Swing Frame Aluminum
PSB2020E1A PSB2020E1ADFR	19.69 x 19.69 x 25.20 (500 x 500 x 640)	19.44 x 19.44 x 24.70 (494 x 494 x 628)	50 (22.68)	PSBP22A PSBP22S PSBP22N	PSFPH2020A PSFPH2020A-KIT PSID22	Not Available
PSB2030E1A PSB2030E1ADFR	19.69 x 29.53 x 25.20 (500 x 750 x 640)	19.44 x 29.28 x 24.70 (494 x 744 x 628)	75 (34.02)	PSBP32A PSBP32S PSBP32N	PSID23	PSPF-2030
PSB3020E1A PSB3020E1ADFR	29.53 x 19.69 x 25.20 (750 x 500 x 640)	29.28 x 19.44 x 24.70 (744 x 494 x 628)	75 (34.02)	PSBP32A PSBP32S PSBP32N	PSFPH3020A PSFPH3020A-KIT PSID32	Not Available
PSB3030E1A PSB3030E1ADFR	29.53 x 29.53 x 25.20 (750 x 750 x 640)	29.28 x 29.28 x 24.70 (744 x 744 x 628)	87.6 (39.73)	PSBP33A PSBP33S PSBP33N	PSFPH3030A PSFPH3030A-KIT PSID33	PSPF-3030
PSB3040E1A PSB3040E1ADFR	29.53 x 39.37 x 25.20 (750 x 1000 x 640)	29.28 x 39.12 x 24.70 (744 x 994 x 628)	112 (50.80)	PSBP43A PSBP43S PSBP43N	Not Available	Not Available
PSB3050E1/2A PSB3050E1/2ADFR	29.53 x 49.21 x 25.20 (750 x 1250 x 640)	29.28 x 48.96 x 24.70 (744 x 1244 x 628)	138 (62.60)	PSBP53A PSBP53S PSBP53N	Not Available	Not Available
PSB4020E1A PSB4020E1ADFR	39.37 x 19.69 x 25.20 (1000 x 500 x 640)	39.12 x 19.44 x 24.70 (994 x 494 x 628)	87.6 (39.73)	PSBP42A PSBP42S PSBP42N	PSID42	Not Available
PSB4030E1A PSB4030E1ADFR	39.37 x 29.53 x 25.20 (1000 x 750 x 640)	39.12 x 29.28 x 24.70 (994 x 744 x 628)	112 (50.80)	PSBP43A PSBP43S PSBP43N	PSFPH4030A PSFPH4030A-KIT PSID43	PSPF-4030
PSB4040E1A PSB4040E1/2A PSB4040E1ADFR PSB4040E1/2ADFR	39.37 x 39.37 x 25.20 (1000 x 1000 x 640)	39.12 x 39.12 x 24.70 (994 x 994 x 628)	138 (62.60)	PSBP44A PSBP44S PSBP44N	Not Available	Not Available
PSB4050E1/2A PSB4050E1/2ADFR	39.37 x 49.21 x 25.20 (1000 x 1250 x 640)	39.12 x 48.96 x 24.70 (994 x 1244 x 628)	167 (75.75)	PSBP54A PSBP54S PSBP54N	Not Available	Not Available
PSB5030E1A PSB5030E1ADFR	49.21 x 29.53 x 25.20 (1250 x 750 x 640)	48.96 x 29.28 x 24.70 (1244 x 744 x 628)	138 (62.60)	PSBP53A PSBP53S PSBP53N	PSFPH5030A PSFPH5030A-KIT	PSPF-5030
PSB5040E1/2A PSB5040E1/2LA PSB5040E1/2ADFR PSB5040E1/2LADFR	49.21 x 39.37 x 25.20 (1250 x 1000 x 640)	48.96 x 39.12 x 24.70 (1244 x 994 x 628)	167 (75.75)	PSBP54A PSBP54S PSBP54N	Not Available	Not Available

Configurations

E2A: Two extension collars, stainless steel pinned hinges and 3 or 5 point latching mechanism with full turn standard handle

E2/2A: Two extension collars, stainless steel pinned hinges, two doors and 3 or 5 point latching mechanism with full turn standard handle

E2/2LA: Two extension collars, stainless steel pinned hinges, two lateral doors and 3 or 5 point latching mechanism with full turn standard handle

DFR: Front and rear doors

Features

- Enclosures are maintenance free and corrosion resistant.
- Bases and covers are hot compression molded from halogen free, self extinguishing fiberglass reinforced polyester (FRP) that can withstand continuous temperatures from -58°F to 302°F (-50°C to 150°C) and momentary exposure to 392°F (200°C).
- Windows are made from 1/4" transparent Lexan and bonded to the cover.
- Can be coupled in height, width and depth for wall mounting and freestanding units.
- Standard 3 or 5 point latching mechanism (dependant on size).
- All enclosures can be easily modified to customer specifications.
- Gaskets are made from continuously poured polyurethane foam.

Applications

Polysafe PSB enclosures are highly effective at protecting electrical and electronic controls. These enclosures can be used as insulated electrical junction boxes, terminal wiring boxes, instrument housings and electrical control housings in wet, dusty and corrosive environments where visibility of interior components is important.

Standards

IEC 60529 (IP65)	EN 60529 (IP65)
IEC 62208	EN 62208
IEC 62262 (IK00)	EN 62262 (IK00)

Approvals

UL Listed Types 3, 3R, 3S, 4, 4X, 12, 12K & 13
CSA 3, 3R, 3S, 4, 4X, 12 & 13
Lloyd's Register of Shipping



Part Number	Exterior Dimensions	Interior Dimensions	Weight	Back Plate	Front Plate	19" Swing Frame
	H x W x D Inches (mm)	H x W x D Inches (mm)	Lbs (kg)	A: Aluminum S: Steel N: Non-Metallic	A: Aluminum Non-metallic	Aluminum
PSB2020E2A PSB2020E2ADFR	19.69 x 19.69 x 37.80 (500 x 500 x 960)	19.44 x 19.44 x 37.09 (494 x 494 x 942)	75 (34.02)	PSBP22A PSBP22S PSBP22N	PSFPH2020A PSFPH2020A-KIT PSID22	Not Available
PSB2030E2A PSB2030E2ADFR	19.69 x 29.53 x 37.80 (500 x 750 x 960)	19.44 x 29.28 x 37.09 (494 x 744 x 942)	112 (50.80)	PSBP32A PSBP32S PSBP32N	PSID23	PSPF-2030
PSB3020E2A PSB3020E2ADFR	29.53 x 19.69 x 37.80 (750 x 500 x 960)	29.28 x 19.44 x 37.09 (744 x 494 x 942)	112 (50.80)	PSBP32A PSBP32S PSBP32N	PSFPH3020A PSFPH3020A-KIT PSID32	Not Available
PSB3030E2A PSB030E2ADFR	29.53 x 29.53 x 37.80 (750 x 750 x 960)	29.28 x 29.28 x 37.09 (744 x 744 x 942)	131 (59.42)	PSBP33A PSBP33S PSBP33N	PSFPH3030A PSFPH3030A-KIT PSID33	PSPF-3030
PSB3040E2A PSB3040E2ADFR	29.53 x 39.37 x 37.80 (750 x 1000 x 960)	29.28 x 39.12 x 37.09 (744 x 994 x 942)	168 (76.20)	PSBP43A PSBP43S PSBP43N	Not Available	Not Available
PSB3050E2/2A PSB3050E2/2ADFR	29.53 x 49.21 x 37.80 (750 x 1250 x 960)	29.28 x 48.96 x 37.09 (744 x 1244 x 942)	207 (93.89)	PSBP53A PSBP53S PSBP53N	Not Available	Not Available
PSB4020E2A PSB4020E2ADFR	39.37 x 19.69 x 37.80 (1000 x 500 x 960)	39.12 x 19.44 x 37.09 (994 x 494 x 942)	131 (59.42)	PSBP42A PSBP42S PSBP42N	PSID42	Not Available
PSB4030E2A PSB4030E2ADFR	39.37 x 29.53 x 37.80 (1000 x 750 x 960)	39.12 x 29.28 x 37.09 (994 x 744 x 942)	168 (76.20)	PSBP43A PSBP43S PSBP43N	PSFPH4030A PSFPH4030A-KIT PSID43	PSPF-4030
PSB4040E2A PSB4040E2/2A PSB4040E2ADFR PSB4040E2/2ADFR	39.37 x 39.37 x 37.80 (1000 x 1000 x 960)	39.12 x 39.12 x 37.09 (994 x 994 x 942)	209 (94.80)	PSBP44A PSBP44S PSBP44N	Not Available	Not Available
PSB4050E2/2A PSB4050E2/2ADFR	39.37 x 49.21 x 37.80 (1000 x 1250 x 960)	39.12 x 48.96 x 37.09 (994 x 1244 x 942)	251 (113.85)	PSBP54A PSBP54S PSBP54N	Not Available	Not Available
PSB5030E2A PSB5030E2ADFR	49.21 x 29.53 x 37.80 (1250 x 750 x 960)	48.96 x 29.28 x 37.09 (1244 x 744 x 942)	207 (93.89)	PSBP53A PSBP53S PSBP53N	PSFPH5030A PSFPH5030A-KIT	PSPF-5030
PSB5040E2/2A PSB5040E2/2LA PSB5040E2/2ADFR PSB5040E2/2LADFR	49.21 x 39.37 x 37.80 (1250 x 1000 x 960)	48.96 x 39.12 x 37.09 (1244 x 994 x 942)	251 (113.85)	PSBP54A PSBP54S PSBP54N	Not Available	Not Available

Configurations

- A:** Stainless steel pinned hinges and 3 or 5 point latching mechanism with full turn standard handle
- /2A:** Stainless steel pinned hinges, two doors and 3 or 5 point latching mechanism with full turn standard handle
- /2LA:** Stainless steel pinned hinges, two lateral doors and 3 or 5 point latching mechanism with full turn standard handle
- DFR:** Front and rear doors

Features

- Enclosures are maintenance free and corrosion resistant.
- Bases and covers are hot compression molded from halogen free, self extinguishing fiberglass reinforced polyester (FRP) that can withstand continuous temperatures from -58°F to 302°F (-50°C to 150°C) and momentary exposure to 392°F (200°C).
- Windows are made from 1/4" transparent Lexan with surrounding gasket.
- Can be coupled in height, width and depth for wall mounting and freestanding units.
- Standard 3 or 5 point latching mechanism (dependant on size).
- All enclosures can be easily modified to customer specifications.
- Gaskets are made from continuously poured polyurethane foam.

Applications

Polysafe PSG enclosures are highly effective at protecting electrical and electronic controls. These enclosures can be used as insulated electrical junction boxes, terminal wiring boxes, instrument housings and electrical control housings in wet, dusty and corrosive environments where visibility of interior components is important.

Standards

IEC 60529 (IP65)	EN 60529 (IP65)
IEC 62208	EN 62208
IEC 62262 (IK00)	EN 62262 (IK00)

Approvals

UL Listed Types 3, 3R, 3S, 4, 4X, 12, 12K & 13
CSA 3, 3R, 3S, 4, 4X, 12 & 13
Lloyd's Register of Shipping



Part Number	Exterior Dimensions	Interior Dimensions	Weight	Back Plate	Front Plate	19" Swing Frame
	H x W x D Inches (mm)	H x W x D Inches (mm)	Lbs (kg)	A: Aluminum S: Steel N: Non-Metallic	A: Aluminum Non-metallic	Aluminum
PSG2020A PSG2020ADFR	19.69 x 19.69 x 12.60 (500 x 500 x 320)	19.44 x 19.44 x 12.35 (494 x 494 x 314)	25.5 (11.57)	PSBP22A PSBP22S PSBP22N	PSFPH2020A PSFPH2020A-KIT PSID22	Not Available
PSG2030A PSG2030ADFR	19.69 x 29.53 x 12.60 (500 x 750 x 320)	19.44 x 29.28 x 12.35 (494 x 744 x 314)	37.5 (17.01)	PSBP32A PSBP32S PSBP32N	PSID23	PSPF-2030
PSG3020A PSG3020ADFR	29.53 x 19.69 x 12.60 (750 x 500 x 320)	29.28 x 19.44 x 12.35 (744 x 494 x 314)	37.5 (17.01)	PSBP32A PSBP32S PSBP32N	PSFPH3020A PSFPH3020A-KIT PSID32	Not Available
PSG3030A PSG3030ADFR	29.53 x 29.53 x 12.60 (750 x 750 x 320)	29.28 x 29.28 x 12.35 (744 x 744 x 314)	43.8 (19.87)	PSBP33A PSBP33S PSBP33N	PSFPH3030A PSFPH3030A-KIT PSID33	PSPF-3030
PSG3040A PSG3040ADFR	29.53 x 39.37 x 12.60 (750 x 1000 x 320)	29.28 x 39.12 x 12.35 (744 x 994 x 314)	56 (25.40)	PSBP43A PSBP43S PSBP43N	Not Available	Not Available
PSG3050/2A PSG3050/2ADFR	29.53 x 49.21 x 12.60 (750 x 1250 x 320)	29.28 x 48.96 x 12.35 (744 x 1244 x 314)	69 (31.30)	PSBP53A PSBP53S PSBP53N	Not Available	Not Available
PSG4020A PSG4020ADFR	39.37 x 19.69 x 12.60 (1000 x 500 x 320)	39.12 x 19.44 x 12.35 (994 x 494 x 314)	43.8 (19.87)	PSBP42A PSBP42S PSBP42N	PSID42	Not Available
PSG4030A PSG4030ADFR	39.37 x 29.53 x 12.60 (1000 x 750 x 320)	39.12 x 29.28 x 12.35 (994 x 744 x 314)	56 (25.40)	PSBP43A PSBP43S PSBP43N	PSFPH4030A PSFPH4030A-KIT PSID43	PSPF-4030
PSG4040A PSG4040/2A PSG4040ADFR PSG4040/2ADFR	39.37 x 39.37 x 12.60 (1000 x 1000 x 320)	39.12 x 39.12 x 12.35 (994 x 994 x 314)	69.6 (31.57)	PSBP44A PSBP44S PSBP44N	Not Available	Not Available
PSG4050/2A PSG4050/2ADFR	39.37 x 49.21 x 12.60 (1000 x 1250 x 320)	39.12 x 48.96 x 12.35 (994 x 1244 x 314)	83.5 (37.87)	PSBP54A PSBP54S PSBP54N	Not Available	Not Available
PSG5030A PSG5030ADFR	49.21 x 29.53 x 12.60 (1250 x 750 x 320)	48.96 x 29.28 x 12.35 (1244 x 744 x 314)	69 (31.30)	PSBP53A PSBP53S PSBP53N	PSFPH5030A PSFPH5030A-KIT	PSPF-5030
PSG5040/2A PSG5040/2LA PSG5040/2ADFR PSG5040/2LADFR	49.21 x 39.37 x 12.60 (1250 x 1000 x 320)	48.96 x 39.12 x 12.35 (1244 x 994 x 314)	83.5 (37.87)	PSBP54A PSBP54S PSBP54N	Not Available	Not Available

Configurations

E1A: One extension collar, stainless steel pinned hinges and 3 or 5 point latching mechanism with full turn standard handle

E1/2A: One extension collar, stainless steel pinned hinges, two doors and 3 or 5 point latching mechanism with full turn standard handle

E1/2LA: One extension collar, stainless steel pinned hinges, two lateral doors and 3 or 5 point latching mechanism with full turn standard handle

DFR: Front and rear doors

Features

- Enclosures are maintenance free and corrosion resistant.
- Bases and covers are hot compression molded from halogen free, self extinguishing fiberglass reinforced polyester (FRP) that can withstand continuous temperatures from -58°F to 302°F (-50°C to 150°C) and momentary exposure to 392°F (200°C).
- Windows are made from 1/4" transparent Lexan with surrounding gasket.
- Can be coupled in height, width and depth for wall mounting and freestanding units.
- Standard 3 or 5 point latching mechanism (dependant on size).
- All enclosures can be easily modified to customer specifications.
- Gaskets are made from continuously poured polyurethane foam.

Applications

Polysafe PSG enclosures are highly effective at protecting electrical and electronic controls. These enclosures can be used as insulated electrical junction boxes, terminal wiring boxes, instrument housings and electrical control housings in wet, dusty and corrosive environments where visibility of interior components is important.

Standards

IEC 60529 (IP65)

EN 60529 (IP65)

IEC 62208

EN 62208

IEC 62262 (IK00)

EN 62262 (IK00)

Approvals

UL Listed Types 3, 3R, 3S, 4, 4X, 12, 12K & 13

CSA 3, 3R, 3S, 4, 4X, 12 & 13

Lloyd's Register of Shipping



Part Number	Exterior Dimensions	Interior Dimensions	Weight	Back Plate	Front Plate	19" Swing Frame
	H x W x D Inches (mm)	H x W x D Inches (mm)	Lbs (kg)	A: Aluminum S: Steel N: Non-Metallic	A: Aluminum Non-metallic	Aluminum
PSG2020E1A PSG2020E1ADFR	19.69 x 19.69 x 25.20 (500 x 500 x 640)	19.44 x 19.44 x 24.70 (494 x 494 x 628)	50 (22.68)	PSBP22A PSBP22S PSBP22N	PSFPH2020A PSFPH2020A-KIT PSID22	Not Available
PSG2030E1A PSG2030E1ADFR	19.69 x 29.53 x 25.20 (500 x 750 x 640)	19.44 x 29.28 x 24.70 (494 x 744 x 628)	75 (34.02)	PSBP32A PSBP32S PSBP32N	PSID23	PSPF-2030
PSG3020E1A PSG3020E1ADFR	29.53 x 19.69 x 25.20 (750 x 500 x 640)	29.28 x 19.44 x 24.70 (744 x 494 x 628)	75 (34.02)	PSBP32A PSBP32S PSBP32N	PSFPH3020A PSFPH3020A-KIT PSID32	Not Available
PSG3030E1A PSG3030E1ADFR	29.53 x 29.53 x 25.20 (750 x 750 x 640)	29.28 x 29.28 x 24.70 (744 x 744 x 628)	87.6 (39.73)	PSBP33A PSBP33S PSBP33N	PSFPH3030A PSFPH3030A-KIT PSID33	PSPF-3030
PSG3040E1A PSG3040E1ADFR	29.53 x 39.37 x 25.20 (750 x 1000 x 640)	29.28 x 39.12 x 24.70 (744 x 994 x 628)	112 (50.80)	PSBP43A PSBP43S PSBP43N	Not Available	Not Available
PSG3050E1/2A PSG3050E1/2ADFR	29.53 x 49.21 x 25.20 (750 x 1250 x 640)	29.28 x 48.96 x 24.70 (744 x 1244 x 628)	138 (62.60)	PSBP53A PSBP53S PSBP53N	Not Available	Not Available
PSG4020E1A PSG4020E1ADFR	39.37 x 19.69 x 25.20 (1000 x 500 x 640)	39.12 x 19.44 x 24.70 (994 x 494 x 628)	87.6 (39.73)	PSBP42A PSBP42S PSBP42N	PSID42	Not Available
PSG4030E1A PSG4030E1ADFR	39.37 x 29.53 x 25.20 (1000 x 750 x 640)	39.12 x 29.28 x 24.70 (994 x 744 x 628)	112 (50.80)	PSBP43A PSBP43S PSBP43N	PSFPH4030A PSFPH4030A-KIT PSID43	PSPF-4030
PSG4040E1A PSG4040E1/2A PSG4040E1ADFR PSG4040E1/2ADFR	39.37 x 39.37 x 25.20 (1000 x 1000 x 640)	39.12 x 39.12 x 24.70 (994 x 994 x 628)	138 (62.60)	PSBP44A PSBP44S PSBP44N	Not Available	Not Available
PSG4050E1/2A PSG4050E1/2ADFR	39.37 x 49.21 x 25.20 (1000 x 1250 x 640)	39.12 x 48.96 x 24.70 (994 x 1244 x 628)	167 (75.75)	PSBP54A PSBP54S PSBP54N	Not Available	Not Available
PSG5030E1A PSG5030E1ADFR	49.21 x 29.53 x 25.20 (1250 x 750 x 640)	48.96 x 29.28 x 24.70 (1244 x 744 x 628)	138 (62.60)	PSBP53A PSBP53S PSBP53N	PSFPH5030A PSFPH5030A-KIT	PSPF-5030
PSG5040E1/2A PSG5040E1/2LA PSG5040E1/2ADFR PSG5040E1/2LADFR	49.21 x 39.37 x 25.20 (1250 x 1000 x 640)	48.96 x 39.12 x 24.70 (1244 x 994 x 628)	167 (75.75)	PSBP54A PSBP54S PSBP54N	Not Available	Not Available

Configurations

E2A: Two extension collars, stainless steel pinned hinges and 3 or 5 point latching mechanism with full turn standard handle

E2/2A: Two extension collars, stainless steel pinned hinges, two doors and 3 or 5 point latching mechanism with full turn standard handle

E2/2LA: Two extension collars, stainless steel pinned hinges, two lateral doors and 3 or 5 point latching mechanism with full turn standard handle

DFR: Front and rear doors

Features

- Enclosures are maintenance free and corrosion resistant.
- Bases and covers are hot compression molded from halogen free, self extinguishing fiberglass reinforced polyester (FRP) that can withstand continuous temperatures from -58°F to 302°F (-50°C to 150°C) and momentary exposure to 392°F (200°C).
- Windows are made from 1/4" transparent Lexan with surrounding gasket.
- Can be coupled in height, width and depth for wall mounting and freestanding units.
- Standard 3 or 5 point latching mechanism (dependant on size).
- All enclosures can be easily modified to customer specifications.
- Gaskets are made from continuously poured polyurethane foam.

Applications

Polysafe PSG enclosures are highly effective at protecting electrical and electronic controls. These enclosures can be used as insulated electrical junction boxes, terminal wiring boxes, instrument housings and electrical control housings in wet, dusty and corrosive environments where visibility of interior components is important.

Standards

IEC 60529 (IP65)	EN 60529 (IP65)
IEC 62208	EN 62208
IEC 62262 (IK00)	EN 62262 (IK00)

Approvals

UL Listed Types 3, 3R, 3S, 4, 4X, 12, 12K & 13

CSA 3, 3R, 3S, 4, 4X, 12 & 13

Lloyd's Register of Shipping







Part Number	Exterior Dimensions	Interior Dimensions	Weight	Back Plate	Front Plate	19" Swing Frame
	H x W x D Inches (mm)	H x W x D Inches (mm)	Lbs (kg)	A: Aluminum S: Steel N: Non-Metallic	A: Aluminum Non-metallic	Aluminum
PSG2020E2A PSG2020E2ADFR	19.69 x 19.69 x 37.80 (500 x 500 x 960)	19.44 x 19.44 x 37.09 (494 x 494 x 942)	75 (34.02)	PSBP22A PSBP22S PSBP22N	PSFPH2020A PSFPH2020A-KIT PSID22	Not Available
PSG2030E2A PSG2030E2ADFR	19.69 x 29.53 x 37.80 (500 x 750 x 960)	19.44 x 29.28 x 37.09 (494 x 744 x 942)	112 (50.80)	PSBP32A PSBP32S PSBP32N	PSID23	PSPF-2030
PSG3020E2A PSG3020E2ADFR	29.53 x 19.69 x 37.80 (750 x 500 x 960)	29.28 x 19.44 x 37.09 (744 x 494 x 942)	112 (50.80)	PSBP32A PSBP32S PSBP32N	PSFPH3020A PSFPH3020A-KIT PSID32	Not Available
PSG3030E2A PSG3030E2ADFR	29.53 x 29.53 x 37.80 (750 x 750 x 960)	29.28 x 29.28 x 37.09 (744 x 744 x 942)	131 (59.42)	PSBP33A PSBP33S PSBP33N	PSFPH3030A PSFPH3030A-KIT PSID33	PSPF-3030
PSG3040E2A PSG3040E2ADFR	29.53 x 39.37 x 37.80 (750 x 1000 x 960)	29.28 x 39.12 x 37.09 (744 x 994 x 942)	168 (76.20)	PSBP43A PSBP43S PSBP43N	Not Available	Not Available
PSG3050E2/2A PSG3050E2/2ADFR	29.53 x 49.21 x 37.80 (750 x 1250 x 960)	29.28 x 48.96 x 37.09 (744 x 1244 x 942)	207 (93.89)	PSBP53A PSBP53S PSBP53N	Not Available	Not Available
PSG4020E2A PSG4020E2ADFR	39.37 x 19.69 x 37.80 (1000 x 500 x 960)	39.12 x 19.44 x 37.09 (994 x 494 x 942)	131 (59.42)	PSBP42A PSBP42S PSBP42N	PSID42	Not Available
PSG4030E2A PSG4030E2ADFR	39.37 x 29.53 x 37.80 (1000 x 750 x 960)	39.12 x 29.28 x 37.09 (994 x 744 x 942)	168 (76.20)	PSBP43A PSBP43S PSBP43N	PSFPH4030A PSFPH4030A-KIT PSID43	PSPF-4030
PSG4040E2A PSG4040E2/2A PSG4040E2ADFR PSG4040E2/2ADFR	39.37 x 39.37 x 37.80 (1000 x 1000 x 960)	39.12 x 39.12 x 37.09 (994 x 994 x 942)	209 (94.80)	PSBP44A PSBP44S PSBP44N	Not Available	Not Available
PSG4050E2/2A PSG4050E2/2ADFR	39.37 x 49.21 x 37.80 (1000 x 1250 x 960)	39.12 x 48.96 x 37.09 (994 x 1244 x 942)	251 (113.85)	PSBP54A PSBP54S PSBP54N	Not Available	Not Available
PSG5030E2A PSG5030E2ADFR	49.21 x 29.53 x 37.80 (1250 x 750 x 960)	48.96 x 29.28 x 37.09 (1244 x 744 x 942)	207 (93.89)	PSBP53A PSBP53S PSBP53N	PSFPH5030A PSFPH5030A-KIT	PSPF-5030
PSG5040E2/2A PSG5040E2/2LA PSG5040E2/2ADFR PSG5040E2/2LADFR	49.21 x 39.37 x 37.80 (1250 x 1000 x 960)	48.96 x 39.12 x 37.09 (1244 x 994 x 942)	251 (113.85)	PSBP54A PSBP54S PSBP54N	Not Available	Not Available





	Part Number	Dimensions	Material	Thickness	Weight	Enclosure
		H x W Inches (mm)		Inches (mm)	Lbs (kg)	Range
	PSBP22A PSBP22S PSBP22N	15.35 x 15.35 (390 x 390)	Aluminum Steel Non-Metallic	.08 (2) .06 (1.5) .1875 (4.8)	2.8 (1.27) 5.2 (2.36) 2.4 (1.09)	PS2020
	PSBP32A PSBP32S PSBP32N	25.20 x 15.35 (640 x 390)	Aluminum Steel Non-Metallic	.08 (2) .06 (1.5) .1875 (4.8)	4.2 (1.91) 7.8 (3.54) 3.6 (1.63)	PS2030 PS3020
	PSBP33A PSBP33S PSBP33N	25.20 x 25.20 (640 x 640)	Aluminum Steel Non-Metallic	.08 (2) .06 (1.5) .1875 (4.8)	6.3 (2.86) 11.7 (5.31) 5.4 (2.45)	PS3030
	PSBP42A PSBP42S PSBP42N	35.04 x 15.35 (890 x 390)	Aluminum Steel Non-Metallic	.08 (2) .06 (1.5) .1875 (4.8)	5.6 (2.54) 10.4 (4.72) 4.8 (2.18)	PS4020
	PSBP43A PSBP43S PSBP43N	35.04 x 25.20 (890 x 640)	Aluminum Steel Non-Metallic	.08 (2) .06 (1.5) .1875 (4.8)	8.4 (3.81) 15.6 (7.08) 7.2 (3.27)	PS3040 PS4030
	PSBP44A PSBP44S PSBP44N	35.04 x 35.04 (890 x 890)	Aluminum Steel Non-Metallic	.08 (2) .06 (1.5) .1875 (4.8)	11.2 (5.08) 20.8 (9.43) 9.6 (4.34)	PS4040
	PSBP53A PSBP53S PSBP53N	44.88 x 25.20 (1140 x 640)	Aluminum Steel Non-Metallic	.08 (2) .06 (1.5) .1875 (4.8)	10.5 (4.76) 19.5 (8.85) 9 (4.08)	PS3050 PS5030
	PSBP54A PSBP54S PSBP54N	44.88 x 35.04 (1140 x 890)	Aluminum Steel Non-Metallic	.08 (2) .06 (1.5) .1875 (4.8)	14 (6.35) 26 (11.79) 12 (5.44)	PS4050 PS5040






Part Number	Dimensions	Material	Thickness	Weight	Style	Enclosure
	H x W Inches (mm)		Inches (mm)	Lbs (kg)		Range
PSID22	16.14 x 16.14 (410 x 410)	Non-Metallic	.1875 (4.8)	2.4 (1.09)	Hinged Installed	PS2020
PSFPH2020A PSFPH2020A-KIT	16.14 x 16.14 (410 x 410)	Aluminum	.08 (2)	2.8 (1.27)	Hinged Installed Hinged Kit	PS2020
PSID23	16.14 x 25.98 (410 x 660)	Non-Metallic	.1875 (4.8)	3.6 (1.63)	Hinged Installed	PS2030
PSID32	25.98 x 16.14 (660 x 410)	Non-Metallic	.1875 (4.8)	3.6 (1.63)	Hinged Installed	PS3020
PSFPH3020A PSFPH3020A-KIT	25.98 x 16.14 (660 x 410)	Aluminum	.08 (2)	4.2 (1.91)	Hinged Installed Hinged Kit	PS3020
PSID33	25.98 x 25.98 (660 x 660)	Non-Metallic	.1875 (4.8)	5.4 (2.45)	Hinged Installed	PS3030
PSFPH3030A PSFPH3030A-KIT	25.98 x 25.98 (660 x 660)	Aluminum	.08 (2)	6.3 (2.86)	Hinged Installed Hinged Kit	PS3030
PSID42	35.83 x 16.14 (910 x 410)	Non-Metallic	.1875 (4.8)	4.8 (2.18)	Hinged Installed	PS4020
PSID43	35.83 x 25.98 (910 x 660)	Non-Metallic	.1875 (4.8)	7.2 (3.27)	Hinged Installed	PS4030
PSFPH4030A PSFPH4030A-KIT	35.83 x 25.98 (910 x 660)	Aluminum	.08 (2)	8.4 (3.81)	Hinged Installed Hinged Kit	PS4030
PSFPH5030A PSFPH5030A-KIT	45.66 x 25.98 (1160 x 660)	Aluminum	.08 (2)	10.5 (4.76)	Hinged Installed Hinged Kit	PS5030














	Part Number	Dimensions	Material	Thickness	Weight	Style	Enclosure
		H x W Inches (mm)		Inches (mm)	Lbs (kg)		Range
	PSPF-2030	16.14 x 25.98 (410 x 660)	Aluminum	.08 (2)		Hinged Installed	PS2030
	PSPF-3030	25.98 x 25.98 (660 x 660)	Aluminum	.08 (2)	12.74	Hinged Installed	PS3030
	PSPF-4030	35.83 x 25.98 (910 x 660)	Aluminum	.08 (2)		Hinged Installed	PS4030
	PSPF-5030	45.67 x 25.98 (1160 x 660)	Aluminum	.08 (2)		Hinged Installed	PS5030

Polysafe Floor Pads

	PMF-2013	19.7 x 12.6 (500 x 320)	Fiberglass Reinforced Polyester	.375 (9.5)	4.4		PS2020 PS3020 PS4020
	PMF-3013	29.53 x 12.6 (750 x 320)	Fiberglass Reinforced Polyester	.375 (9.5)	6.22		PS2030 PS3030 PS4030 PS5030
	PMF-4013	39.37 x 12.6 (1000 x 320)	Fiberglass Reinforced Polyester	.375 (9.5)	7.98		PS3040 PS4040 PS5040
	PMF-5013	49.21 x 12.6 (1250 x 320)	Fiberglass Reinforced Polyester	.375 (9.5)	16.31		PS3050 PS4050

	Part Number	Dimensions	Material	Thickness	Weight	Enclosure
		H x W Inches (mm)		Inches (mm)	Lbs (kg)	Range
	PRH-2013	19.7 x 12.6 (500 x 320)	Fiberglass Reinforced Polyester	.375 (9.5)	4.4	PS2020 PS3020 PS4020
	PRH-3013	29.53 x 12.6 (750 x 320)	Fiberglass Reinforced Polyester	.375 (9.5)	6.22	PS2030 PS3030 PS4030 PS5030
	PRH-4013	39.37 x 12.6 (1000 x 320)	Fiberglass Reinforced Polyester	.375 (9.5)	7.98	PS3040 PS4040 PS5040
	PRH-5013	49.21 x 12.6 (1250 x 320)	Fiberglass Reinforced Polyester	.375 (9.5)	16.31	PS3050 PS4050
	PRH-6013	59.1 x 12.6 (1500 x 320)	Fiberglass Reinforced Polyester	.375 (9.5)	17.24	(Coupled Units) PS2030 PS3030 PS4030 PS5030
	PRH-8013	78.74 x 12.6 (2000 x 320)	Fiberglass Reinforced Polyester	.375 (9.5)	23.81	(Coupled Units) PS3040 PS4040 PS5040
	PRH-10013	98.43 x 12.6 (2500 x 320)	Fiberglass Reinforced Polyester	.375 (9.5)	27.56	(Coupled Units) PS3050 PS4050

	PSAMF20 Adjustable Mounting Frame	Material: Aluminum Continuous adjustment Height inches (mm): 19.70 (500) Width inches (mm): adjustable to 18.43 (468) and 28.27 (718)
	PSAMF30 Adjustable Mounting Frame	Material: Aluminum Continuous adjustment Height inches (mm): 29.53 (750) Width inches (mm): adjustable to 18.43 (468), 28.27 (718), 38.11 (968) and 47.95 (1218)
	PSAMF40 Adjustable Mounting Frame	Material: Aluminum Continuous adjustment Height inches (mm): 39.37 (1000) Width inches (mm): adjustable to 18.43 (468), 28.27 (718), 38.11 (968) and 47.95 (1218)
	PSAMF50 Adjustable Mounting Frame	Material: Aluminum Continuous adjustment Height inches (mm): 29.53 (750) Width inches (mm): adjustable to 28.27 (718) and 38.11 (968)
	PSFMF20 Adjustable Mounting Frame	Material: Aluminum Incremental adjustment Height inches (mm): 19.70 (500) Width inches (mm): adjustable to 18.43 (468) and 28.27 (718)
	PSFMF30 Adjustable Mounting Frame	Material: Aluminum Incremental adjustment Height inches (mm): 29.53 (750) Width inches (mm): adjustable to 18.43 (468), 28.27 (718), 38.11 (968) and 47.95 (1218)
	PSFMF40 Adjustable Mounting Frame	Material: Aluminum Incremental adjustment Height inches (mm): 39.37 (1000) Width inches (mm): adjustable to 18.43 (468), 28.27 (718), 38.11 (968) and 47.95 (1218)
	PSFMF50 Adjustable Mounting Frame	Material: Aluminum Incremental adjustment Height inches (mm): 29.53 (750) Width inches (mm): adjustable to 28.27 (718) and 38.11 (968)
	PSDSR Right Door Stop	Material: Aluminum Allows 90° opening Mounted on right side of enclosure
	PSDSL Left Door Stop	Material: Aluminum Allows 90° opening Mounted on right side of enclosure
	PS-SSMF Stainless Steel Wall Mounting Brackets	Material: 304 Stainless steel Package: Set of 4 Attaches directly to the rear of enclosure.

	<p>PS-SSMFRH Stainless Steel Wall Mounting Brackets for Enclosure with Rainhood</p>	<p>Material: 304 Stainless steel Package: Set of 4 Attaches directly to the rear of enclosure.</p>
	<p>PSDA-KIT Back Plate Depth Adjustment Kit</p>	<p>Material: Aluminum Package: Set of 4 Adjusts in increments of .5" (12.5 mm)</p>
	<p>PLH-PS Large Lift / Turn Padlockable Handle</p>	<p>Large standard lift / turn handle with padlock capability.</p>
	<p>KLC-SP Standard Cylinder Key lock</p>	<p>Half cylinder profile key lock. Includes set of 2 keys.</p>
	<p>KLC-SQ8 Square Bit Key lock</p>	<p>.31" (8mm) square bit key lock. Includes 1 key.</p>
	<p>KLC-T8 Triangle Bit Key lock</p>	<p>.31" (8mm) triangle bit key lock. Includes 1 key.</p>
	<p>KLC-T11 Triangle Bit Key lock</p>	<p>.43" (11mm) triangle bit key lock. Includes 1 key.</p>
	<p>KLC-DB3 Double Bit Key lock</p>	<p>.12" (3mm) double bit key lock. Includes 1 key.</p>
	<p>70000.261 Louver Ventilation Plate</p>	<p>Package: Set of 2 plates and 4 rivets Dimensions inches (mm) (H x W): 5.9 x 7.5 (150 x 190)</p>
	<p>MEDVRAL7035 Air Vents</p>	<p>Material: Polyamide Package: Set of 2 pieces 2 air vents must be mounted per enclosure to ensure sufficient air circulation and prevent condensation water. Complete with template and screws. The air vents should be mounted in the upper and lower part of the enclosure if possible. UL Listed if factory installed.</p>

Multibox Series

configuration options and specifications

** Suffix

PC: Polycarbonate opaque cover enclosures with four non-metallic corner screws

PCCT: Polycarbonate transparent cover enclosures with four non-metallic corner screws

PCK: Polycarbonate opaque cover enclosures with four non-metallic corner screws and metric knockouts

PCCTK: Polycarbonate enclosures with four non-metallic corner screws and metric knockouts

PS: Polystyrene opaque cover enclosures with four non-metallic corner screws

PSCT: Polystyrene transparent cover enclosures with four non-metallic corner screws

PSK: Polystyrene opaque cover enclosures with four non-metallic corner screws and metric knockouts

PSCTK: Polystyrene transparent cover enclosures with four non-metallic corner screws and metric knockouts

Features

- Enclosures are maintenance free and corrosion resistant.
- PC bases and covers are made from polycarbonate that can withstand continuous temperatures from -31°F to 176°F (-35°C to 80°C).
- PCCT bases and covers are made from polycarbonate that can withstand continuous temperatures from -31°F to 176°F (-35°C to 80°C).
- PS bases and covers are made from polystyrene that can withstand continuous temperatures from -13°F to +104°F (-25°C to +40°C).
- PSCT bases are made from polystyrene and covers are made from polycarbonate that can withstand continuous temperatures from -13°F to 104°F (-25°C to 40°C).
- Cover screw holes in corners are outside of the gasketed area.
- Continuous gaskets made of polyurethane foam guarantee optimal integrity.
- All enclosures can be easily modified to customer specifications.

Applications

The Multibox series enclosures are designed for use as electrical junction boxes or instrumentation enclosures in highly corrosive environments.

Standards

IEC 60529 (IP66)	EN 60529 (IP66)
IEC 50102 (IK08) Polycarbonate	EN 50102 (IK08) Polycarbonate
IEC 50102 (IK07) Polystyrene	EN 50102 (IK07) Polystyrene

Approvals

UL Listed Types 4X & 12 (Polycarbonate)
 NEMA 4X & 12 (Polystyrene)

PC / PS



PCCT / PSCT



PCK / PSK



PCCTK / PSCTK



Opaque Cover Enclosures (MB)	118
Opaque Cover Enclosures with Metric Knockouts (MB K)	122
Transparent Cover Enclosures (MB CT)	126
Transparent Cover Enclosures with Metric Knockouts (MB CTK)	130
Back Plates	134
Accessories	135



Configurations

PC: Polycarbonate enclosures with four non-metallic corner screws

PS: Polystyrene enclosures with four non-metallic corner screws

Features

- Enclosures are maintenance free and corrosion resistant.
- "PC" bases and covers are made from polycarbonate that can withstand continuous temperatures from -31°F to 176°F (-35°C to 80°C).
- "PS" bases and covers are made from polystyrene that can withstand continuous temperatures from -13°F to +104°F (-25°C to +40°C).
- Cover screw holes in corners are outside of the gasketed area.
- Continuous gaskets made of polyurethane foam guarantee optimal integrity.
- All enclosures can be easily modified to customer specifications.

Applications

The Multibox series enclosures are designed for use as electrical junction boxes or instrumentation enclosures in highly corrosive environments.

Standards

- | | |
|--------------------------------|-------------------------------|
| IEC 60529 (IP66) | EN 60529 (IP66) |
| IEC 50102 (IK08) Polycarbonate | EN 50102 (IK08) Polycarbonate |
| IEC 50102 (IK07) Polystyrene | EN 50102 (IK07) Polystyrene |

Approvals

- UL Listed Types 4X & 12 (Polycarbonate)
- NEMA 4X & 12 (Polystyrene)



Part Number	Exterior Dimensions	Interior Dimensions	Weight	Back Plate	Enclosure Material
	H x W x D Inches (mm)	H x W x D Inches (mm)	Lbs (kg)	A: Aluminum S: Steel N: Non-Metallic	
MB252502PC MB252502PS	2.55 x 2.55 x 2.25 (65 x 65 x 57)	2.32 x 2.32 x 1.77 (59 x 59 x 45)	.11 (.05)	MBBP2525A MBBP2525S MBBP2525N	Polycarbonate Polystyrene
MB252503PC MB252503PS	2.55 x 2.55 x 3.18 (65 x 65 x 81)	2.32 x 2.32 x 2.72 (59 x 59 x 69)	.16 (.07)	MBBP2525A MBBP2525S MBBP2525N	Polycarbonate Polystyrene
MB042502PC MB042502PS	3.70 x 2.55 x 2.25 (94 x 65 x 57)	2.32 x 2.32 x 1.77 (88 x 59 x 45)	.16 (.07)	MBBP0425A MBBP0425S MBBP0425S	Polycarbonate Polystyrene
MB042503PC MB042503PS	3.70 x 2.55 x 3.18 (94 x 65 x 81)	3.46 x 2.32 x 2.72 (88 x 59 x 69)	.21 (.10)	MBBP0425A MBBP0425S MBBP0425N	Polycarbonate Polystyrene
MB040402PC MB040402PS	3.70 x 3.70 x 2.24 (94 x 94 x 57)	3.46 x 3.46 x 1.77 (88 x 88 x 45)	.23 (.10)	MBBP44A MBBP44S MBBP44N	Polycarbonate Polystyrene
MB040403PC MB040403PS	3.70 x 3.70 x 3.18 (94 x 94 x 81)	3.46 x 3.46 x 2.72 (88 x 88 x 69)	.28 (.13)	MBBP44A MBBP44S MBBP44N	Polycarbonate Polystyrene
MB040425PC MB040425PS	4.33 x 4.33 x 2.60 (110 x 110 x 66)	4.09 x 4.09 x 2.13 (104 x 104 x 54)	.32 (.15)	MBBP0404A MBBP0404S MBBP0404N	Polycarbonate Polystyrene
MB040435PC MB040435PS	4.33 x 4.33 x 3.54 (110 x 110 x 90)	4.09 x 4.09 x 3.07 (104 x 104 x 78)	.37 (.17)	MBBP0404A MBBP0404S MBBP0404N	Polycarbonate Polystyrene
MB050402PC MB050402PS	5.11 x 3.70 x 2.24 (130 x 94 x 57)	4.88 x 3.46 x 1.77 (124 x 88 x 45)	.32 (.15)	MBBP0504A MBBP0504S MBBP0504N	Polycarbonate Polystyrene
MB050403PC MB050403PS	5.11 x 3.70 x 3.19 (130 x 94 x 81)	4.88 x 3.46 x 2.72 (124 x 88 x 69)	.37 (.17)	MBBP0504A MBBP0504S MBBP0504N	Polycarbonate Polystyrene
MB050503PC MB050503PS	5.11 x 5.11 x 2.95 (130 x 130 x 75)	4.88 x 4.88 x 2.48 (124 x 124 x 63)	.44 (.20)	MBBP0505A MBBP0505S MBBP0505N	Polycarbonate Polystyrene
MB050504PC MB050504PS	5.11 x 5.11 x 3.90 (130 x 130 x 99)	4.88 x 4.88 x 3.43 (124 x 124 x 87)	.49 (.22)	MBBP0505A MBBP0505S MBBP0505N	Polycarbonate Polystyrene

Opaque cover sizes continued on next page ...

Configurations

PC: Polycarbonate enclosures with four non-metallic corner screws

PS: Polystyrene enclosures with four non-metallic corner screws

Features

- Enclosures are maintenance free and corrosion resistant.
- "PC" bases and covers are made from polycarbonate that can withstand continuous temperatures from -31°F to 176°F (-35°C to 80°C).
- "PS" bases and covers are made from polystyrene that can withstand continuous temperatures from -13°F to +104°F (-25°C to +40°C).
- Cover screw holes in corners are outside of the gasketed area.
- Continuous gaskets made of polyurethane foam guarantee optimal integrity.
- All enclosures can be easily modified to customer specifications.

Applications

The Multibox series enclosures are designed for use as electrical junction boxes or instrumentation enclosures in highly corrosive environments.

Standards

- | | |
|--------------------------------|-------------------------------|
| IEC 60529 (IP66) | EN 60529 (IP66) |
| IEC 50102 (IK08) Polycarbonate | EN 50102 (IK08) Polycarbonate |
| IEC 50102 (IK07) Polystyrene | EN 50102 (IK07) Polystyrene |

Approvals

- UL Listed Types 4X & 12 (Polycarbonate)
- NEMA 4X & 12 (Polystyrene)



Part Number	Exterior Dimensions	Interior Dimensions	Weight	Back Plate	Enclosure Material
	H x W x D Inches (mm)	H x W x D Inches (mm)	Lbs (kg)	A: Aluminum S: Steel N: Non-Metallic	
MB070402PC MB070402PS	7.08 x 3.70 x 2.24 (180 x 94 x 57)	6.85 x 3.46 x 1.77 (174 x 88 x 45)	.45 (.20)	MBBP74A MBBP74S MBBP74S	Polycarbonate Polystyrene
MB070403PC MB070403PS	7.08 x 3.70 x 3.19 (180 x 94 x 81)	6.85 x 3.46 x 2.72 (174 x 88 x 69)	.50 (.23)	MBBP74A MBBP74S MBBP74N	Polycarbonate Polystyrene
MB070435PC MB070435PS	7.08 x 4.33 x 3.54 (180 x 110 x 90)	6.81 x 4.06 x 2.95 (173 x 103 x 75)	.52 (.24)	MBBP0704A MBBP0704S MBBP0704N	Polycarbonate Polystyrene
MB070404PC MB070404PS	7.08 x 4.33 x 4.37 (180 x 110 x 111)	6.81 x 4.06 x 3.82 (173 x 103 x 97)	.57 (.27)	MBBP0704A MBBP0704S MBBP0704N	Polycarbonate Polystyrene
MB070465PC MB070465PS	7.08 x 4.33 x 6.50 (180 x 110 x 165)	6.81 x 4.06 x 5.91 (173 x 103 x 150)	.67 (.30)	MBBP0704A MBBP0704S MBBP0704N	Polycarbonate Polystyrene
MB070735PC MB070735PS	7.08 x 7.17 x 3.54 (180 x 182 x 90)	6.85 x 6.93 x 2.95 (174 x 176 x 75)	.86 (.39)	MBBP0707A MBBP0707S MBBP0707N	Polycarbonate Polystyrene
MB070704PC MB070704PS	7.08 x 7.17 x 4.37 (180 x 182 x 111)	6.85 x 6.93 x 3.82 (174 x 176 x 97)	.91 (.41)	MBBP0707A MBBP0707S MBBP0707N	Polycarbonate Polystyrene
MB070765PC MB070765PS	7.08 x 7.17 x 6.46 (180 x 182 x 164)	6.85 x 6.93 x 5.94 (174 x 176 x 151)	1.01 (.46)	MBBP0707A MBBP0707S MBBP0707N	Polycarbonate Polystyrene
MB100735PC MB100735PS	10.00 x 7.09 x 3.54 (254 x 180 x 90)	9.76 x 6.85 x 2.95 (248 x 174 x 75)	1.21 (.55)	MBBP1007A MBBP1007S MBBP1007N	Polycarbonate Polystyrene
MB100704PC MB100704PS	10.00 x 7.09 x 4.37 (254 x 180 x 111)	9.76 x 6.85 x 3.82 (248 x 174 x 97)	1.26 (.57)	MBBP1007A MBBP1007S MBBP1007N	Polycarbonate Polystyrene
MB100765PC MB100765PS	10.00 x 7.09 x 6.50 (254 x 180 x 165)	9.76 x 6.85 x 5.94 (248 x 174 x 151)	1.36 (.62)	MBBP1007A MBBP1007S MBBP1007N	Polycarbonate Polystyrene
MB141004PC MB141004PS	14.21 x 10.00 x 4.37 (361 x 254 x 111)	13.98 x 9.76 x 3.82 (355 x 248 x 97)	2.42 (1.10)	MBBP1410A MBBP1410S MBBP1410N	Polycarbonate Polystyrene
MB141065PC MB141065PS	14.21 x 10.00 x 6.46 (361 x 254 x 164)	13.98 x 9.76 x 5.91 (355 x 248 x 150)	2.52 (1.14)	MBBP1410A MBBP1410S MBBP1410A	Polycarbonate Polystyrene

Configurations

PCK: Polycarbonate enclosures with four non-metallic corner screws and metric knockouts

PSK: Polystyrene enclosures with four non-metallic corner screws and metric knockouts

Features

- Enclosures are maintenance free and corrosion resistant.
- "PC" bases and covers are made from polycarbonate that can withstand continuous temperatures from -31°F to 176°F (-35°C to 80°C).
- "PS" bases and covers are made from polystyrene that can withstand continuous temperatures from -13°F to +104°F (-25°C to +40°C).
- Cover screw holes in corners are outside of the gasketed area.
- Continuous gaskets made of polyurethane foam guarantee optimal integrity.
- All enclosures can be easily modified to customer specifications.

Applications

The Multibox series enclosures are designed for use as electrical junction boxes or instrumentation enclosures in highly corrosive environments.

Standards

- | | |
|--------------------------------|-------------------------------|
| IEC 60529 (IP66) | EN 60529 (IP66) |
| IEC 50102 (IK08) Polycarbonate | EN 50102 (IK08) Polycarbonate |
| IEC 50102 (IK07) Polystyrene | EN 50102 (IK07) Polystyrene |

Approvals

- UL Listed Types 4X & 12 (Polycarbonate)
- NEMA 4X & 12 (Polystyrene)



Part Number	Exterior Dimensions	Interior Dimensions	Weight	Back Plate	Enclosure Material	Knockouts (Quantity) Size
	H x W x D Inches (mm)	H x W x D Inches (mm)	Lbs (kg)	A: Aluminum S: Steel N: Non-Metallic		
MB252502PCK MB252502PSK	2.55 x 2.55 x 2.25 (65 x 65 x 57)	2.32 x 2.32 x 1.77 (59 x 59 x 45)	.11 (.05)	MBBP2525A MBBP2525S MBBP2525S	Polycarbonate Polystyrene	(4) M16/20
MB252503PCK MB252503PSK	2.55 x 2.55 x 3.18 (65 x 65 x 81)	2.32 x 2.32 x 2.72 (59 x 59 x 69)	.16 (.07)	MBBP2525A MBBP2525S MBBP2525N	Polycarbonate Polystyrene	(4) M16/20
MB042502PCK MB042502PSK	3.70 x 2.55 x 2.25 (94 x 65 x 57)	2.32 x 2.32 x 1.77 (88 x 59 x 45)	.16 (.07)	MBBP0425A MBBP0425S MBBP0425S	Polycarbonate Polystyrene	(6) M16/20
MB042503PCK MB042503PSK	3.70 x 2.55 x 3.18 (94 x 65 x 81)	3.46 x 2.32 x 2.72 (88 x 59 x 69)	.21 (.10)	MBBP0425A MBBP0425S MBBP0425N	Polycarbonate Polystyrene	(6) M16/20
MB040402PCK MB040402PSK	3.70 x 3.70 x 2.24 (94 x 94 x 57)	3.46 x 3.46 x 1.77 (88 x 88 x 45)	.23 (.10)	MBBP44A MBBP44S MBBP44N	Polycarbonate Polystyrene	(6) M16/20
MB040403PCK MB040403PSK	3.70 x 3.70 x 3.18 (94 x 94 x 81)	3.46 x 3.46 x 2.72 (88 x 88 x 69)	.28 (.13)	MBBP44A MBBP44S MBBP44N	Polycarbonate Polystyrene	(8) M16/20
MB040425PCK MB040425PSK	4.33 x 4.33 x 2.60 (110 x 110 x 66)	4.09 x 4.09 x 2.13 (104 x 104 x 54)	.32 (.15)	MBBP0404A MBBP0404S MBBP0404N	Polycarbonate Polystyrene	(6) M20/25
MB040435PCK MB040435PSK	4.33 x 4.33 x 3.54 (110 x 110 x 90)	4.09 x 4.09 x 3.07 (104 x 104 x 78)	.37 (.17)	MBBP0404A MBBP0404S MBBP0404N	Polycarbonate Polystyrene	(6) M20/25
MB050402PCK MB050402PSK	5.11 x 3.70 x 2.24 (130 x 94 x 57)	4.88 x 3.46 x 1.77 (124 x 88 x 45)	.32 (.15)	MBBP0504A MBBP0504S MBBP0504N	Polycarbonate Polystyrene	(10) M16/20
MB050403PCK MB050403PSK	5.11 x 3.70 x 3.19 (130 x 94 x 81)	4.88 x 3.46 x 2.72 (124 x 88 x 69)	.37 (.17)	MBBP0504A MBBP0504S MBBP0504N	Polycarbonate Polystyrene	(10) M16/20
MB050503PCK MB050503PSK	5.11 x 5.11 x 2.95 (130 x 130 x 75)	4.88 x 4.88 x 2.48 (124 x 124 x 63)	.44 (.20)	MBBP0505A MBBP0505S MBBP0505N	Polycarbonate Polystyrene	(12) M20/25/32
MB050504PCK MB050504PSK	5.11 x 5.11 x 3.90 (130 x 130 x 99)	4.88 x 4.88 x 3.43 (124 x 124 x 87)	.49 (.22)	MBBP0505A MBBP0505S MBBP0505N	Polycarbonate Polystyrene	(12) M20/25/32

Opaque cover with knockouts sizes continued on next page ...

Configurations

PCK: Polycarbonate enclosures with four non-metallic corner screws and metric knockouts

PSK: Polystyrene enclosures with four non-metallic corner screws and metric knockouts

Features

- Enclosures are maintenance free and corrosion resistant.
- "PC" bases and covers are made from polycarbonate that can withstand continuous temperatures from -31°F to 176°F (-35°C to 80°C).
- "PS" bases and covers are made from polystyrene that can withstand continuous temperatures from -13°F to +104°F (-25°C to +40°C).
- Cover screw holes in corners are outside of the gasketed area.
- Continuous gaskets made of polyurethane foam guarantee optimal integrity.
- All enclosures can be easily modified to customer specifications.

Applications

The Multibox series enclosures are designed for use as electrical junction boxes or instrumentation enclosures in highly corrosive environments.

Standards

IEC 60529 (IP66)	EN 60529 (IP66)
IEC 50102 (IK08) Polycarbonate	EN 50102 (IK08) Polycarbonate
IEC 50102 (IK07) Polystyrene	EN 50102 (IK07) Polystyrene

Approvals

UL Listed Types 4X & 12 (Polycarbonate)
NEMA 4X & 12 (Polystyrene)



Part Number	Exterior Dimensions	Interior Dimensions	Weight	Back Plate	Enclosure Material	Knockouts (Quantity) Size
	H x W x D Inches (mm)	H x W x D Inches (mm)	Lbs (kg)	A: Aluminum S: Steel N: Non-Metallic		
MB070402PCK MB070402PSK	7.08 x 3.70 x 2.24 (180 x 94 x 57)	6.85 x 3.46 x 1.77 (174 x 88 x 45)	.45 (.20)	MBBP74A MBBP74S MBBP74S	Polycarbonate Polystyrene	(14) M16/20
MB070403PCK MB070403PSK	7.08 x 3.70 x 3.19 (180 x 94 x 81)	6.85 x 3.46 x 2.72 (174 x 88 x 69)	.50 (.23)	MBBP74A MBBP74S MBBP74N	Polycarbonate Polystyrene	(14) M16/20
MB070435PCK MB070435PSK	7.08 x 4.33 x 3.54 (180 x 110 x 90)	6.81 x 4.06 x 2.95 (173 x 103 x 75)	.52 (.24)	MBBP0704A MBBP0704S MBBP0704N	Polycarbonate Polystyrene	(20) M20/25/32/40
MB070404PCK MB070404PSK	7.08 x 4.33 x 4.37 (180 x 110 x 111)	6.81 x 4.06 x 3.82 (173 x 103 x 97)	.57 (.27)	MBBP0704A MBBP0704S MBBP0704N	Polycarbonate Polystyrene	(20) M20/25/32/40
MB070465PCK MB070465PSK	7.08 x 4.33 x 6.50 (180 x 110 x 165)	6.81 x 4.06 x 5.91 (173 x 103 x 150)	.67 (.30)	MBBP0704A MBBP0704S MBBP0704N	Polycarbonate Polystyrene	(20) M20/25/32/40
MB070735PCK MB070735PSK	7.08 x 7.17 x 3.54 (180 x 182 x 90)	6.85 x 6.93 x 2.95 (174 x 176 x 75)	.86 (.39)	MBBP0707A MBBP0707S MBBP0707N	Polycarbonate Polystyrene	(28) M20/25/32/40
MB070704PCK MB070704PSK	7.08 x 7.17 x 4.37 (180 x 182 x 111)	6.85 x 6.93 x 3.82 (174 x 176 x 97)	.91 (.41)	MBBP0707A MBBP0707S MBBP0707N	Polycarbonate Polystyrene	(28) M20/25/32/40
MB070765PCK MB070765PSK	7.08 x 7.17 x 6.46 (180 x 182 x 164)	6.85 x 6.93 x 5.94 (174 x 176 x 151)	1.01 (.46)	MBBP0707A MBBP0707S MBBP0707N	Polycarbonate Polystyrene	(28) M20/25/32/40
MB100735PCK MB100735PSK	10.00 x 7.09 x 3.54 (254 x 180 x 90)	9.76 x 6.85 x 2.95 (248 x 174 x 75)	1.21 (.55)	MBBP1007A MBBP1007S MBBP1007N	Polycarbonate Polystyrene	(32) M20/25/32/40
MB100704PCK MB100704PSK	10.00 x 7.09 x 4.37 (254 x 180 x 111)	9.76 x 6.85 x 3.82 (248 x 174 x 97)	1.26 (.57)	MBBP1007A MBBP1007S MBBP1007N	Polycarbonate Polystyrene	(32) M20/25/32/40
MB100765PCK MB100765PSK	10.00 x 7.09 x 6.50 (254 x 180 x 165)	9.76 x 6.85 x 5.94 (248 x 174 x 151)	1.36 (.62)	MBBP1007A MBBP1007S MBBP1007N	Polycarbonate Polystyrene	(32) M20/25/32/40
MB141004PCK MB141004PSK	14.21 x 10.00 x 4.37 (361 x 254 x 111)	13.98 x 9.76 x 3.82 (355 x 248 x 97)	2.42 (1.10)	MBBP1410A MBBP1410S MBBP1410N	Polycarbonate Polystyrene	(42) M20/25/32/40
MB141065PCK MB141065PSK	14.21 x 10.00 x 6.46 (361 x 254 x 164)	13.98 x 9.76 x 5.91 (355 x 248 x 150)	2.52 (1.14)	MBBP1410A MBBP1410S MBBP1410A	Polycarbonate Polystyrene	(42) M20/25/32/40

Configurations

PCCT: Polycarbonate enclosures with four non-metallic corner screws

PSCT: Polystyrene enclosures with four non-metallic corner screws

Features

- Enclosures are maintenance free and corrosion resistant.
- "PCCT" bases and covers are made from polycarbonate that can withstand continuous temperatures from -31°F to 176°F (-35°C to 80°C).
- "PSCT" bases are made from polystyrene and covers are made from polycarbonate that can withstand continuous temperatures from -13°F to 104°F (-25°C to 40°C).
- Cover screw holes in corners are outside of the gasketed area.
- Continuous gaskets made of polyurethane foam guarantee optimal integrity.
- All enclosures can be easily modified to customer specifications.

Applications

The Multibox series enclosures with transparent cover are designed for use as electrical junction boxes or instrumentation enclosures in highly corrosive environments where inspection of interior components is necessary.

Standards

- | | |
|--------------------------------|-------------------------------|
| IEC 60529 (IP66) | EN 60529 (IP66) |
| IEC 50102 (IK08) Polycarbonate | EN 50102 (IK08) Polycarbonate |
| IEC 50102 (IK07) Polystyrene | EN 50102 (IK07) Polystyrene |

Approvals

- UL Listed Types 4X & 12 (Polycarbonate)
- NEMA 4X & 12 (Polystyrene)



Part Number	Exterior Dimensions	Interior Dimensions	Weight	Back Plate	Enclosure Material
	H x W x D Inches (mm)	H x W x D Inches (mm)	Lbs (kg)	A: Aluminum S: Steel N: Non-Metallic	
MB252502PCCT MB252502PSCT	2.55 x 2.55 x 2.25 (65 x 65 x 57)	2.32 x 2.32 x 1.77 (59 x 59 x 45)	.11 (.05)	MBBP2525A MBBP2525S MBBP2525S	Polycarbonate Polystyrene
MB252503PCCT MB252503PSCT	2.55 x 2.55 x 3.18 (65 x 65 x 81)	2.32 x 2.32 x 2.72 (59 x 59 x 69)	.16 (.07)	MBBP2525A MBBP2525S MBBP2525N	Polycarbonate Polystyrene
MB042502PCCT MB042502PSCT	3.70 x 2.55 x 2.25 (94 x 65 x 57)	2.32 x 2.32 x 1.77 (88 x 59 x 45)	.16 (.07)	MBBP0425A MBBP0425S MBBP0425S	Polycarbonate Polystyrene
MB042503PCCT MB042503PSCT	3.70 x 2.55 x 3.18 (94 x 65 x 81)	3.46 x 2.32 x 2.72 (88 x 59 x 69)	.21 (.10)	MBBP0425A MBBP0425S MBBP0425N	Polycarbonate Polystyrene
MB040402PCCT MB040402PSCT	3.70 x 3.70 x 2.24 (94 x 94 x 57)	3.46 x 3.46 x 1.77 (88 x 88 x 45)	.23 (.10)	MBBP44A MBBP44S MBBP44N	Polycarbonate Polystyrene
MB040403PCCT MB040403PSCT	3.70 x 3.70 x 3.18 (94 x 94 x 81)	3.46 x 3.46 x 2.72 (88 x 88 x 69)	.28 (.13)	MBBP44A MBBP44S MBBP44N	Polycarbonate Polystyrene
MB040425PCCT MB040425PSCT	4.33 x 4.33 x 2.60 (110 x 110 x 66)	4.09 x 4.09 x 2.13 (104 x 104 x 54)	.32 (.15)	MBBP0404A MBBP0404S MBBP0404N	Polycarbonate Polystyrene
MB040435PCCT MB040435PSCT	4.33 x 4.33 x 3.54 (110 x 110 x 90)	4.09 x 4.09 x 3.07 (104 x 104 x 78)	.37 (.17)	MBBP0404A MBBP0404S MBBP0404N	Polycarbonate Polystyrene
MB050402PCCT MB050402PSCT	5.11 x 3.70 x 2.24 (130 x 94 x 57)	4.88 x 3.46 x 1.77 (124 x 88 x 45)	.32 (.15)	MBBP0504A MBBP0504S MBBP0504N	Polycarbonate Polystyrene
MB050403PCCT MB050403PSCT	5.11 x 3.70 x 3.19 (130 x 94 x 81)	4.88 x 3.46 x 2.72 (124 x 88 x 69)	.37 (.17)	MBBP0504A MBBP0504S MBBP0504N	Polycarbonate Polystyrene
MB050503PCCT MB050503PSCT	5.11 x 5.11 x 2.95 (130 x 130 x 75)	4.88 x 4.88 x 2.48 (124 x 124 x 63)	.44 (.20)	MBBP0505A MBBP0505S MBBP0505N	Polycarbonate Polystyrene
MB050504PCCT MB050504PSCT	5.11 x 5.11 x 3.90 (130 x 130 x 99)	4.88 x 4.88 x 3.43 (124 x 124 x 87)	.49 (.22)	MBBP0505A MBBP0505S MBBP0505N	Polycarbonate Polystyrene

Transparent cover sizes continued on next page ...

Configurations

PCCT: Polycarbonate enclosures with four non-metallic corner screws

PSCT: Polystyrene enclosures with four non-metallic corner screws

Features

- Enclosures are maintenance free and corrosion resistant.
- "PCCT" bases and covers are made from polycarbonate that can withstand continuous temperatures from -31°F to 176°F (-35°C to 80°C).
- "PSCT" bases are made from polystyrene and covers are made from polycarbonate that can withstand continuous temperatures from -13°F to 104°F (-25°C to 40°C).
- Cover screw holes in corners are outside of the gasketed area.
- Continuous gaskets made of polyurethane foam guarantee optimal integrity.
- All enclosures can be easily modified to customer specifications.

Applications

The Multibox series enclosures with transparent cover are designed for use as electrical junction boxes or instrumentation enclosures in highly corrosive environments where inspection of interior components is necessary.

Standards

IEC 60529 (IP66)

IEC 50102 (IK08) Polycarbonate

IEC 50102 (IK07) Polystyrene

EN 60529 (IP66)

EN 50102 (IK08) Polycarbonate

EN 50102 (IK07) Polystyrene

Approvals

UL Listed Types 4X & 12 (Polycarbonate)

NEMA 4X & 12 (Polystyrene)



Part Number	Exterior Dimensions	Interior Dimensions	Weight	Back Plate	Enclosure Material
	H x W x D Inches (mm)	H x W x D Inches (mm)	Lbs (kg)	A: Aluminum S: Steel N: Non-Metallic	
MB070402PCCT MB070402PSCT	7.08 x 3.70 x 2.24 (180 x 94 x 57)	6.85 x 3.46 x 1.77 (174 x 88 x 45)	.45 (.20)	MBBP74A MBBP74S MBBP74N	Polycarbonate Polystyrene
MB070403PCCT MB070403PSCT	7.08 x 3.70 x 3.19 (180 x 94 x 81)	6.85 x 3.46 x 2.72 (174 x 88 x 69)	.50 (.23)	MBBP74A MBBP74S MBBP74N	Polycarbonate Polystyrene
MB070435PCCT MB070435PSCT	7.08 x 4.33 x 3.54 (180 x 110 x 90)	6.81 x 4.06 x 2.95 (173 x 103 x 75)	.52 (.24)	MBBP0704A MBBP0704S MBBP0704N	Polycarbonate Polystyrene
MB070404PCCT MB070404PSCT	7.08 x 4.33 x 4.37 (180 x 110 x 111)	6.81 x 4.06 x 3.82 (173 x 103 x 97)	.57 (.27)	MBBP0704A MBBP0704S MBBP0704N	Polycarbonate Polystyrene
MB070465PCCT MB070465PSCT	7.08 x 4.33 x 6.50 (180 x 110 x 165)	6.81 x 4.06 x 5.91 (173 x 103 x 150)	.67 (.30)	MBBP0704A MBBP0704S MBBP0704N	Polycarbonate Polystyrene
MB070735PCCT MB070735PSCT	7.08 x 7.17 x 3.54 (180 x 182 x 90)	6.85 x 6.93 x 2.95 (174 x 176 x 75)	.86 (.39)	MBBP0707A MBBP0707S MBBP0707N	Polycarbonate Polystyrene
MB070704PCCT MB070704PSCT	7.08 x 7.17 x 4.37 (180 x 182 x 111)	6.85 x 6.93 x 3.82 (174 x 176 x 97)	.91 (.41)	MBBP0707A MBBP0707S MBBP0707N	Polycarbonate Polystyrene
MB070765PCCT MB070765PSCT	7.08 x 7.17 x 6.46 (180 x 182 x 164)	6.85 x 6.93 x 5.94 (174 x 176 x 151)	1.01 (.46)	MBBP0707A MBBP0707S MBBP0707N	Polycarbonate Polystyrene
MB100735PCCT MB100735PSCT	10.00 x 7.09 x 3.54 (254 x 180 x 90)	9.76 x 6.85 x 2.95 (248 x 174 x 75)	1.21 (.55)	MBBP1007A MBBP1007S MBBP1007N	Polycarbonate Polystyrene
MB100704PCCT MB100704PSCT	10.00 x 7.09 x 4.37 (254 x 180 x 111)	9.76 x 6.85 x 3.82 (248 x 174 x 97)	1.26 (.57)	MBBP1007A MBBP1007S MBBP1007N	Polycarbonate Polystyrene
MB100765PCCT MB100765PSCT	10.00 x 7.09 x 6.50 (254 x 180 x 165)	9.76 x 6.85 x 5.94 (248 x 174 x 151)	1.36 (.62)	MBBP1007A MBBP1007S MBBP1007N	Polycarbonate Polystyrene
MB141004PCCT MB141004PSCT	14.21 x 10.00 x 4.37 (361 x 254 x 111)	13.98 x 9.76 x 3.82 (355 x 248 x 97)	2.42 (1.10)	MBBP1410A MBBP1410S MBBP1410N	Polycarbonate Polystyrene
MB141065PCCT MB141065PSCT	14.21 x 10.00 x 6.46 (361 x 254 x 164)	13.98 x 9.76 x 5.91 (355 x 248 x 150)	2.52 (1.14)	MBBP1410A MBBP1410S MBBP1410A	Polycarbonate Polystyrene

Configurations

PCCTK: Polycarbonate enclosures with four non-metallic corner screws and metric knockouts

PSCTK: Polystyrene enclosures with four non-metallic corner screws and metric knockouts

Features

- Enclosures are maintenance free and corrosion resistant.
- "PCCT" bases and covers are made from polycarbonate that can withstand continuous temperatures from -31°F to 176°F (-35°C to 80°C).
- "PSCT" bases are made from polystyrene and covers are made from polycarbonate that can withstand continuous temperatures from -13°F to 104°F (-25°C to 40°C).
- Cover screw holes in corners are outside of the gasketed area.
- Continuous gaskets made of polyurethane foam guarantee optimal integrity.
- All enclosures can be easily modified to customer specifications.

Applications

The Multibox series enclosures with transparent cover are designed for use as electrical junction boxes or instrumentation enclosures in highly corrosive environments where inspection of interior components is necessary.

Standards

- | | |
|--------------------------------|-------------------------------|
| IEC 60529 (IP66) | EN 60529 (IP66) |
| IEC 50102 (IK08) Polycarbonate | EN 50102 (IK08) Polycarbonate |
| IEC 50102 (IK07) Polystyrene | EN 50102 (IK07) Polystyrene |

Approvals

- UL Listed Types 4X & 12 (Polycarbonate)
- NEMA 4X & 12 (Polystyrene)



Part Number	Exterior Dimensions	Interior Dimensions	Weight	Back Plate	Enclosure Material	Knockouts (Quantity) Size
	H x W x D Inches (mm)	H x W x D Inches (mm)	Lbs (kg)	A: Aluminum S: Steel N: Non-Metallic		
MB252502PCCTK MB252502PSCTK	2.55 x 2.55 x 2.25 (65 x 65 x 57)	2.32 x 2.32 x 1.77 (59 x 59 x 45)	.11 (.05)	MBBP2525A MBBP2525S MBBP2525S	Polycarbonate Polystyrene	(4) M16/20
MB252503PCCTK MB252503PSCTK	2.55 x 2.55 x 3.18 (65 x 65 x 81)	2.32 x 2.32 x 2.72 (59 x 59 x 69)	.16 (.07)	MBBP2525A MBBP2525S MBBP2525N	Polycarbonate Polystyrene	(4) M16/20
MB042502PCCTK MB042502PSCTK	3.70 x 2.55 x 2.25 (94 x 65 x 57)	2.32 x 2.32 x 1.77 (88 x 59 x 45)	.16 (.07)	MBBP0425A MBBP0425S MBBP0425S	Polycarbonate Polystyrene	(6) M16/20
MB042503PCCTK MB042503PSCTK	3.70 x 2.55 x 3.18 (94 x 65 x 81)	3.46 x 2.32 x 2.72 (88 x 59 x 69)	.21 (.10)	MBBP0425A MBBP0425S MBBP0425N	Polycarbonate Polystyrene	(6) M16/20
MB040402PCCTK MB040402PSCTK	3.70 x 3.70 x 2.24 (94 x 94 x 57)	3.46 x 3.46 x 1.77 (88 x 88 x 45)	.23 (.10)	MBBP44A MBBP44S MBBP44N	Polycarbonate Polystyrene	(6) M16/20
MB040403PCCTK MB040403PSCTK	3.70 x 3.70 x 3.18 (94 x 94 x 81)	3.46 x 3.46 x 2.72 (88 x 88 x 69)	.28 (.13)	MBBP44A MBBP44S MBBP44N	Polycarbonate Polystyrene	(8) M16/20
MB040425PCCTK MB040425PSCTK	4.33 x 4.33 x 2.60 (110 x 110 x 66)	4.09 x 4.09 x 2.13 (104 x 104 x 54)	.32 (.15)	MBBP0404A MBBP0404S MBBP0404N	Polycarbonate Polystyrene	(6) M20/25
MB040435PCCTK MB040435PSCTK	4.33 x 4.33 x 3.54 (110 x 110 x 90)	4.09 x 4.09 x 3.07 (104 x 104 x 78)	.37 (.17)	MBBP0404A MBBP0404S MBBP0404N	Polycarbonate Polystyrene	(6) M20/25
MB050402PCCTK MB050402PSCTK	5.11 x 3.70 x 2.24 (130 x 94 x 57)	4.88 x 3.46 x 1.77 (124 x 88 x 45)	.32 (.15)	MBBP0504A MBBP0504S MBBP0504N	Polycarbonate Polystyrene	(10) M16/20
MB050403PCCTK MB050403PSCTK	5.11 x 3.70 x 3.19 (130 x 94 x 81)	4.88 x 3.46 x 2.72 (124 x 88 x 69)	.37 (.17)	MBBP0504A MBBP0504S MBBP0504N	Polycarbonate Polystyrene	(10) M16/20
MB050503PCCTK MB050503PSCTK	5.11 x 5.11 x 2.95 (130 x 130 x 75)	4.88 x 4.88 x 2.48 (124 x 124 x 63)	.44 (.20)	MBBP0505A MBBP0505S MBBP0505N	Polycarbonate Polystyrene	(12) M20/25/32
MB050504PCCTK MB050504PSCTK	5.11 x 5.11 x 3.90 (130 x 130 x 99)	4.88 x 4.88 x 3.43 (124 x 124 x 87)	.49 (.22)	MBBP0505A MBBP0505S MBBP0505N	Polycarbonate Polystyrene	(12) M20/25/32

Transparent cover with knockouts sizes continued on next page ...

Configurations

PCCTK: Polycarbonate enclosures with four non-metallic corner screws and metric knockouts

PSCTK: Polystyrene enclosures with four non-metallic corner screws and metric knockouts

Features

- Enclosures are maintenance free and corrosion resistant.
- "PCCT" bases and covers are made from polycarbonate that can withstand continuous temperatures from -31°F to 176°F (-35°C to 80°C).
- "PSCT" bases are made from polystyrene and covers are made from polycarbonate that can withstand continuous temperatures from -13°F to 104°F (-25°C to 40°C).
- Cover screw holes in corners are outside of the gasketed area.
- Continuous gaskets made of polyurethane foam guarantee optimal integrity.
- All enclosures can be easily modified to customer specifications.

Applications

The Multibox series enclosures with transparent cover are designed for use as electrical junction boxes or instrumentation enclosures in highly corrosive environments where inspection of interior components is necessary.

Standards

IEC 60529 (IP66)

IEC 50102 (IK08) Polycarbonate

IEC 50102 (IK07) Polystyrene

EN 60529 (IP66)

EN 50102 (IK08) Polycarbonate

EN 50102 (IK07) Polystyrene











Approvals

UL Listed Types 4X & 12 (Polycarbonate)

NEMA 4X & 12 (Polystyrene)



Part Number	Exterior Dimensions	Interior Dimensions	Weight	Back Plate	Enclosure Material	Knockouts (Quantity) Size
	H x W x D Inches (mm)	H x W x D Inches (mm)	Lbs (kg)	A: Aluminum S: Steel N: Non-Metallic		
MB070402PCCTK MB070402PSCTK	7.08 x 3.70 x 2.24 (180 x 94 x 57)	6.85 x 3.46 x 1.77 (174 x 88 x 45)	.45 (.20)	MBBP74A MBBP74S MBBP74S	Polycarbonate Polystyrene	(14) M16/20
MB070403PCCTK MB070403PSCTK	7.08 x 3.70 x 3.19 (180 x 94 x 81)	6.85 x 3.46 x 2.72 (174 x 88 x 69)	.50 (.23)	MBBP74A MBBP74S MBBP74N	Polycarbonate Polystyrene	(14) M16/20
MB070435PCCTK MB070435PSCTK	7.08 x 4.33 x 3.54 (180 x 110 x 90)	6.81 x 4.06 x 2.95 (173 x 103 x 75)	.52 (.24)	MBBP0704A MBBP0704S MBBP0704N	Polycarbonate Polystyrene	(20) M20/25/32/40
MB070404PCCTK MB070404PSCTK	7.08 x 4.33 x 4.37 (180 x 110 x 111)	6.81 x 4.06 x 3.82 (173 x 103 x 97)	.57 (.27)	MBBP0704A MBBP0704S MBBP0704N	Polycarbonate Polystyrene	(20) M20/25/32/40
MB070465PCCTK MB070465PSCTK	7.08 x 4.33 x 6.50 (180 x 110 x 165)	6.81 x 4.06 x 5.91 (173 x 103 x 150)	.67 (.30)	MBBP0704A MBBP0704S MBBP0704N	Polycarbonate Polystyrene	(20) M20/25/32/40
MB070735PCCTK MB070735PSCTK	7.08 x 7.17 x 3.54 (180 x 182 x 90)	6.85 x 6.93 x 2.95 (174 x 176 x 75)	.86 (.39)	MBBP0707A MBBP0707S MBBP0707N	Polycarbonate Polystyrene	(28) M20/25/32/40
MB070704PCCTK MB070704PSCTK	7.08 x 7.17 x 4.37 (180 x 182 x 111)	6.85 x 6.93 x 3.82 (174 x 176 x 97)	.91 (.41)	MBBP0707A MBBP0707S MBBP0707N	Polycarbonate Polystyrene	(28) M20/25/32/40
MB070765PCCTK MB070765PSCTK	7.08 x 7.17 x 6.46 (180 x 182 x 164)	6.85 x 6.93 x 5.94 (174 x 176 x 151)	1.01 (.46)	MBBP0707A MBBP0707S MBBP0707N	Polycarbonate Polystyrene	(28) M20/25/32/40
MB100735PCCTK MB100735PSCTK	10.00 x 7.09 x 3.54 (254 x 180 x 90)	9.76 x 6.85 x 2.95 (248 x 174 x 75)	1.21 (.55)	MBBP1007A MBBP1007S MBBP1007N	Polycarbonate Polystyrene	(32) M20/25/32/40
MB100704PCCTK MB100704PSCTK	10.00 x 7.09 x 4.37 (254 x 180 x 111)	9.76 x 6.85 x 3.82 (248 x 174 x 97)	1.26 (.57)	MBBP1007A MBBP1007S MBBP1007N	Polycarbonate Polystyrene	(32) M20/25/32/40
MB100765PCCTK MB100765PSCTK	10.00 x 7.09 x 6.50 (254 x 180 x 165)	9.76 x 6.85 x 5.94 (248 x 174 x 151)	1.36 (.62)	MBBP1007A MBBP1007S MBBP1007N	Polycarbonate Polystyrene	(32) M20/25/32/40
MB141004PCCTK MB141004PSCTK	14.21 x 10.00 x 4.37 (361 x 254 x 111)	13.98 x 9.76 x 3.82 (355 x 248 x 97)	2.42 (1.10)	MBBP1410A MBBP1410S MBBP1410N	Polycarbonate Polystyrene	(42) M20/25/32/40
MB141065PCCTK MB141065PSCTK	14.21 x 10.00 x 6.46 (361 x 254 x 164)	13.98 x 9.76 x 5.91 (355 x 248 x 150)	2.52 (1.14)	MBBP1410A MBBP1410S MBBP1410A	Polycarbonate Polystyrene	(42) M20/25/32/40

	Part Number	Dimensions	Material	Thickness	Weight	Enclosure
		H x W Inches (mm)		Inches (mm)	Lbs (kg)	Range
	MBBP2525A MBBP2525S MBBP2525N	1.77 x 1.77 (45 x 45)	Aluminum Steel Non-Metallic	.08 (2) .06 (1.5) .1875 (4.8)	.04 (.02) .08 (.04) .04 (.02)	MB252502 MB252503
	MBBP0425A MBBP0425S MBBP0425N	2.91 x 1.77 (74 x 45)	Aluminum Steel Non-Metallic	.08 (2) .06 (1.5) .1875 (4.8)	.07 (.03) .13 (.06) .06 (.03)	MB042502 MB042503
	MBBP44A MBBP44S MBBP44N	2.91 x 2.91 (74 x 74)	Aluminum Steel Non-Metallic	.08 (2) .06 (1.5) .1875 (4.8)	.11 (.05) .21 (.1) .1 (.05)	MB040402 MB040403
	MBBP0404A MBBP0404S MBBP0404N	3.54 x 3.54 (90 x 90)	Aluminum Steel Non-Metallic	.08 (2) .06 (1.5) .1875 (4.8)	.11 (.05) .21 (.1) .1 (.05)	MB040425 MB040435
	MBBP0504A MBBP0504S MBBP0504N	4.33 x 2.91 (110 x 74)	Aluminum Steel Non-Metallic	.08 (2) .06 (1.5) .1875 (4.8)	.14 (.06) .26 (.12) .12 (.05)	MB050402 MB050403
	MBBP0505A MBBP0505S MBBP0505N	4.33 x 4.33 (110 x 110)	Aluminum Steel Non-Metallic	.08 (2) .06 (1.5) .1875 (4.8)	.18 (.08) .33 (.15) .15 (.07)	MB050503 MB050504
	MBBP74A MBBP74S MBBP74N	5.91 x 2.91 (150 x 74)	Aluminum Steel Non-Metallic	.08 (2) .06 (1.5) .1875 (4.8)	.2 (.09) .36 (.16) .17 (.08)	MB070402 MB070403
	MBBP0704A MBBP0704S MBBP0704N	5.91 x 3.54 (150 x 90)	Aluminum Steel Non-Metallic	.08 (2) .06 (1.5) .1875 (4.8)	.2 (.09) .36 (.16) .17 (.08)	MB070435 MB070404 MB070465
	MBBP0707A MBBP0707S MBBP0707N	5.91 x 5.91 (150 x 150)	Aluminum Steel Non-Metallic	.08 (2) .06 (1.5) .1875 (4.8)	.34 (.15) .64 (.29) .29 (.13)	MB070735 MB070704 MB070765
	MBBP1007A MBBP1007S MBBP1007N	8.66 x 5.91 (220 x 150)	Aluminum Steel Non-Metallic	.08 (2) .06 (1.5) .1875 (4.8)	.49 (.22) .91 (.41) .42 (.19)	MB100735 MB100704 MB100765
	MBBP1410A MBBP1410S MBBP1410N	13.03 x 8.66 (331 x 220)	Aluminum Steel Non-Metallic	.08 (2) .06 (1.5) .1875 (4.8)	.98 (.44) 1.82 (.83) .84 (.38)	MB141004 MB141065

	<p>MB-NMF Non-Metallic Mounting Feet</p>	<p>Material: Plastic For use with: All available Multibox enclosures Set of 4 pieces</p>
	<p>MB-PLKIT Padlocking Hinge Kit</p>	<p>Material: Plastic For use with: All Multibox enclosures Includes 1 padlock, 2 non-metallic hinges, screws and drilling template</p>
	<p>MBDRN50 DIN Rail</p>	<p>Material: Aluminum Width: 15mm For use with: MB2525 and MB0425 enclosures</p>
	<p>MBDRN80 DIN Rail</p>	<p>Material: Aluminum Width: 15mm For use with: MB0425, MB0404, MB0504, MB0505 and MB0704 enclosures</p>
	<p>MBDRN92 DIN Rail</p>	<p>Material: Aluminum Width: 15mm For use with: MB0404, MB0504, MB0505 and MB0704 enclosures</p>
	<p>MBDRN111 DIN Rail</p>	<p>Material: Aluminum Width: 15mm For use with: MB0504 and MB0505 enclosures</p>
	<p>MBDRN154 DIN Rail</p>	<p>Material: Aluminum Width: 15mm For use with: MB0704, MB0707 and MB1007 enclosures</p>
	<p>MBDRW81 DIN Rail</p>	<p>Material: Aluminum Width: 35mm For use with: MB0404, MB0504, MB0505 and MB0704 enclosures</p>
	<p>MBDRW106 DIN Rail</p>	<p>Material: Aluminum Width: 35mm For use with: MB0504 and MB0505 enclosures</p>
	<p>MBDRW144 DIN Rail</p>	<p>Material: Aluminum Width: 35mm For use with: MB0704, MB0707 and MB1007 enclosures</p>
	<p>MBDRW216 DIN Rail</p>	<p>Material: Aluminum Width: 35mm For use with: MB1007 and MB1410 enclosures</p>
	<p>MBDRW336 DIN Rail</p>	<p>Material: Aluminum Width: 35mm For use with: MB1410 enclosures</p>

MultiboxG Series

configuration options and specifications

** Suffix

- PC:** Polycarbonate opaque cover enclosures with four stainless steel corner screws
- PCCT:** Polycarbonate transparent cover enclosures with four stainless steel corner screws
- PCQ:** Polycarbonate opaque cover enclosures with four stainless steel quick release quarter turn corner screws
- PCCTQ:** Polycarbonate transparent cover enclosures with four stainless steel quick release quarter turn corner screws
- ABS:** ABS plastic opaque cover enclosures with four stainless steel corner screws
- ABSCT:** ABS plastic transparent cover enclosures with four stainless steel corner screws
- ABSQ:** ABS plastic opaque cover enclosures with four stainless steel quick release quarter turn corner screws
- ABSCTQ:** ABS plastic transparent cover enclosures with four stainless steel quick release quarter turn corner screws

Features

- Enclosures are maintenance free and corrosion resistant.
- PC bases and covers are made from polycarbonate that can withstand continuous temperatures from -31°F to 176°F (-35°C to 80°C).
- PCCT bases and covers are made from polycarbonate that can withstand continuous temperatures from -31°F to 176°F (-35°C to 80°C).
- ABS bases and covers are made from polystyrene that can withstand continuous temperatures from -13°F to 104°F (-25°C to 40°C).
- ABSCT bases are made from polystyrene and covers are made from polycarbonate that can withstand continuous temperatures from -13°F to 104°F (-25°C to 40°C).
- Cover screw holes in corners are outside of the gasketed area.
- Continuous gaskets made of polyurethane foam guarantee optimal integrity.
- All enclosures can be easily modified to customer specifications.

Applications

The MultiboxG series enclosures are designed for use as electrical junction boxes or instrumentation enclosures in highly corrosive environments.

Standards

IEC 60529 (IP67)	EN 60529 (IP67)
IEC 50102 (IK08) Polycarbonate	EN 50102 (IK08) Polycarbonate
IEC 50102 (IK07) ABS	EN 50102 (IK07) ABS

Approvals

UL Listed Types 4X & 12 (Polycarbonate)
 NEMA 4X & 12 (ABS)

PC / ABS



PCCT / ABSCT



PCQ / ABSQ



PCCTQ / ABSCTQ



Opaque Cover Enclosures (MBG)	138
Transparent Cover Enclosures (MBG CT)	142
Back Plates	146
Accessories	147



Configurations

- PC: Polycarbonate enclosures with four stainless steel corner screws
- PCQ: Polycarbonate enclosures with four stainless steel quick release quarter turn corner screws
- ABS: ABS plastic enclosures with four stainless steel corner screws
- ABSQ: ABS plastic enclosures with four stainless steel quick release quarter turn corner screws

Features

- Enclosures are maintenance free and corrosion resistant.
- "PC" bases and covers are made from polycarbonate that can withstand continuous temperatures from -31°F to 176°F (-35°C to 80°C).
- "ABS" bases and covers are made from polystyrene that can withstand continuous temperatures from -13°F to 104°F (-25°C to 40°C).
- Cover screw holes in corners are outside of the gasketed area.
- Continuous gaskets made of polyurethane foam guarantee optimal integrity.
- All enclosures can be easily modified to customer specifications.

Applications

The MultiboxG series enclosures are designed for use as electrical junction boxes or instrumentation enclosures in highly corrosive environments.

Standards

- | | |
|--------------------------------|-------------------------------|
| IEC 60529 (IP67) | EN 60529 (IP67) |
| IEC 50102 (IK08) Polycarbonate | EN 50102 (IK08) Polycarbonate |
| IEC 50102 (IK07) ABS | EN 50102 (IK07) ABS |

Approvals

- UL Listed Types 4X & 12 (Polycarbonate)
- NEMA 4X & 12 (ABS)



Part Number	Exterior Dimensions	Interior Dimensions	Weight	Back Plate	Enclosure Material
	H x W x D Inches (mm)	H x W x D Inches (mm)	Lbs (kg)	A: Aluminum S: Steel N: Non-Metallic	
MBG030302PC MBG030302PCQ MBG030302ABS MBG030302ABSQ	3.31 x 3.23 x 2.17 (84 x 82 x 55)	3.05 x 2.97 x 1.84 (77 x 75 x 47)	.15 (.07)	MBGMP33A MBGMP33S MBGMP33N	Polycarbonate Polycarbonate ABS Plastic ABS Plastic
MBG030303PC MBG030303PCQ MBG030303ABS MBG030303ABSQ	3.31 x 3.23 x 3.35 (84 x 82 x 85)	3.05 x 2.97 x 3.02 (77 x 75 x 77)	.20 (.09)	MBGMP33A MBGMP33S MBGMP33N	Polycarbonate Polycarbonate ABS Plastic ABS Plastic
MBG050302PC MBG050302PCQ MBG050302ABS MBG050302ABSQ	4.80 x 3.23 x 2.17 (122 x 82 x 55)	4.54 x 2.97 x 1.84 (115 x 75 x 47)	.26 (.12)	MBGMP53A MBGMP53S MBGMP53N	Polycarbonate Polycarbonate ABS Plastic ABS Plastic
MBG050303PC MBG050303PCQ MBG050303ABS MBG050303ABSQ	4.80 x 3.23 x 3.35 (122 x 82 x 85)	4.54 x 2.97 x 3.02 (115 x 75 x 77)	.31 (.14)	MBGMP53A MBGMP53S MBGMP53N	Polycarbonate Polycarbonate ABS Plastic ABS Plastic
MBG050502PC MBG050502PCQ MBG050502ABS MBG050502ABSQ	4.88 x 4.80 x 2.17 (124 x 122 x 55)	4.62 x 4.54 x 1.84 (117 x 115 x 47)	.43 (.20)	MBGMP55A MBGMP55S MBGMP55N	Polycarbonate Polycarbonate ABS Plastic ABS Plastic
MBG050503PC MBG050503PCQ MBG050503ABS MBG050503ABSQ	4.88 x 4.80 x 3.35 (124 x 122 x 85)	4.62 x 4.54 x 3.02 (117 x 115 x 77)	.48 (.22)	MBGMP55A MBGMP55S MBGMP55N	Polycarbonate Polycarbonate ABS Plastic ABS Plastic
MBG060302PC MBG060302PCQ MBG060302ABS MBG060302ABSQ	6.38 x 3.23 x 2.17 (162 x 82 x 55)	6.12 x 2.97 x 1.84 (155 x 75 x 47)	.31 (.14)	MBGMP63A MBGMP63S MBGMP63N	Polycarbonate Polycarbonate ABS Plastic ABS Plastic
MBG060303PC MBG060303PCQ MBG060303ABS MBG060303ABSQ	6.38 x 3.23 x 3.35 (162 x 82 x 85)	6.12 x 2.97 x 3.02 (155 x 75 x 77)	.36 (.16)	MBGMP63A MBGMP63S MBGMP63N	Polycarbonate Polycarbonate ABS Plastic ABS Plastic

Opaque cover sizes continued on next page ...

Configurations

PC: Polycarbonate enclosures with four stainless steel corner screws

PCQ: Polycarbonate enclosures with four stainless steel quick release quarter turn corner screws

ABS: ABS plastic enclosures with four stainless steel corner screws

ABSQ: ABS plastic enclosures with four stainless steel quick release quarter turn corner screws

Features

- Enclosures are maintenance free and corrosion resistant.
- "PC" bases and covers are made from polycarbonate that can withstand continuous temperatures from -31°F to 176°F (-35°C to 80°C).
- "ABS" bases and covers are made from polystyrene that can withstand continuous temperatures from -13°F to 104°F (-25°C to 40°C).
- Cover screw holes in corners are outside of the gasketed area.
- Continuous gaskets made of polyurethane foam guarantee optimal integrity.
- All enclosures can be easily modified to customer specifications.

Applications

The MultiboxG series enclosures are designed for use as electrical junction boxes or instrumentation enclosures in highly corrosive environments.

Standards

IEC 60529 (IP67)

IEC 50102 (IK08) Polycarbonate

IEC 50102 (IK07) ABS

EN 60529 (IP67)

EN 50102 (IK08) Polycarbonate

EN 50102 (IK07) ABS

Approvals

UL Listed Types 4X & 12 (Polycarbonate)

NEMA 4X & 12 (ABS)



Part Number	Exterior Dimensions	Interior Dimensions	Weight	Back Plate	Enclosure Material
	H x W x D Inches (mm)	H x W x D Inches (mm)	Lbs (kg)	A: Aluminum S: Steel N: Non-Metallic	
MBG060535PC MBG060535PCQ MBG060535ABS MBG060535ABSQ	6.38 x 4.80 x 3.54 (162 x 122 x 90)	6.10 x 4.53 x 3.22 (155 x 115 x 82)	.51 (.23)	MBGMP65A MBGMP65S MBGMP65N	Polycarbonate Polycarbonate ABS Plastic ABS Plastic
MBG080503PC MBG080503PCQ MBG080503ABS MBG080503ABSQ	7.95 x 4.80 x 2.95 (202 x 122 x 75)	7.73 x 4.54 x 2.63 (195 x 115 x 67)	.68 (.31)	MBGMP85A MBGMP85S MBGMP85N	Polycarbonate Polycarbonate ABS Plastic ABS Plastic
MBG080535PC MBG080535PCQ MBG080535ABS MBG080535ABSQ	7.95 x 4.80 x 3.54 (202 x 122 x 90)	7.73 x 4.54 x 3.22 (195 x 115 x 82)	.73 (.33)	MBGMP85A MBGMP85S MBGMP85N	Polycarbonate Polycarbonate ABS Plastic ABS Plastic
MBG080603PC MBG080603PCQ MBG080603ABS MBG080603ABSQ	7.95 x 5.98 x 2.95 (202 x 152 x 75)	7.68 x 5.71 x 2.63 (195 x 145 x 67)	.82 (.37)	MBGMP86A MBGMP86S MBGMP86N	Polycarbonate Polycarbonate ABS Plastic ABS Plastic
MBG100635PC MBG100635PCQ MBG100635ABS MBG100635ABSQ	9.92 x 6.38 x 3.54 (252 x 162 x 90)	9.65 x 6.10 x 3.22 (245 x 155 x 82)	1.02 (.46)	MBGMP1006A MBGMP1006S MBGMP1006N	Polycarbonate Polycarbonate ABS Plastic ABS Plastic
MBG100605PC MBG100605PCQ MBG100605ABS MBG100605ABSQ	9.92 x 6.38 x 4.72 (252 x 162 x 120)	9.65 x 6.08 x 4.40 (245 x 154 x 112)	1.07 (.49)	MBGMP1006A MBGMP1006S MBGMP1006N	Polycarbonate Polycarbonate ABS Plastic ABS Plastic
MBG120935PC MBG120935PCQ MBG120935ABS MBG120935ABSQ	11.89 x 9.13 x 3.54 (302 x 232 x 90)	11.61 x 8.86 x 3.22 (295 x 225 x 82)	1.84 (.83)	MBGMP1209A MBGMP1209S MBGMP1209N	Polycarbonate Polycarbonate ABS Plastic ABS Plastic
MBG120904PC MBG120904PCQ MBG120904ABS MBG120904ABSQ	11.89 x 9.13 x 4.33 (302 x 232 x 110)	11.61 x 8.86 x 4.00 (295 x 225 x 102)	1.89 (.86)	MBGMP1209A MBGMP1209S MBGMP1209N	Polycarbonate Polycarbonate ABS Plastic ABS Plastic

Configurations

- PCCT:** Polycarbonate enclosures with four stainless steel corner screws
- PCCTQ:** Polycarbonate enclosures with four stainless steel quick release quarter turn corner screws
- ABSCT:** ABS plastic enclosures with four stainless steel corner screws
- ABSCTQ:** ABS plastic enclosures with four stainless steel quick release quarter turn corner screws

Features

- Enclosures are maintenance free and corrosion resistant.
- "PCCT" bases and covers are made from polycarbonate that can withstand continuous temperatures from -31°F to 176°F (-35°C to 80°C).
- "ABSCT" bases are made from polystyrene and covers are made from polycarbonate that can withstand continuous temperatures from -13°F to 104°F (-25°C to 40°C).
- Cover screw holes in corners are outside of the gasketed area.
- Continuous gaskets made of polyurethane foam guarantee optimal integrity.
- All enclosures can be easily modified to customer specifications.

Applications

The MultiboxG series enclosures with transparent covers are designed for use as electrical junction boxes or instrumentation enclosures in highly corrosive environments where inspection of interior components is necessary.

Standards

- | | |
|--------------------------------|-------------------------------|
| IEC 60529 (IP67) | EN 60529 (IP67) |
| IEC 50102 (IK08) Polycarbonate | EN 50102 (IK08) Polycarbonate |
| IEC 50102 (IK07) ABS | EN 50102 (IK07) ABS |

Approvals

- UL Listed Types 4X & 12 (Polycarbonate)
- NEMA 4X & 12 (ABS)



Part Number	Exterior Dimensions	Interior Dimensions	Weight	Back Plate	Enclosure Material
	H x W x D Inches (mm)	H x W x D Inches (mm)	Lbs (kg)	A: Aluminum S: Steel N: Non-Metallic	
MBG030302PCCT MBG030302PCCTQ MBG030302ABSCT MBG030302ABSCTQ	3.31 x 3.23 x 2.17 (84 x 82 x 55)	3.05 x 2.97 x 1.84 (77 x 75 x 47)	.15 (.07)	MBGMP33A MBGMP33S MBGMP33N	Polycarbonate Polycarbonate ABS Plastic ABS Plastic
MBG030303PCCT MBG030303PCCTQ MBG030303ABSCT MBG030303ABSCTQ	3.31 x 3.23 x 3.35 (84 x 82 x 85)	3.05 x 2.97 x 3.02 (77 x 75 x 77)	.20 (.09)	MBGMP33A MBGMP33S MBGMP33N	Polycarbonate Polycarbonate ABS Plastic ABS Plastic
MBG050302PCCT MBG050302PCCTQ MBG050302ABSCT MBG050302ABSCTQ	4.80 x 3.23 x 2.17 (122 x 82 x 55)	4.54 x 2.97 x 1.84 (115 x 75 x 47)	.26 (.12)	MBGMP53A MBGMP53S MBGMP53N	Polycarbonate Polycarbonate ABS Plastic ABS Plastic
MBG050303PCCT MBG050303PCCTQ MBG050303ABSCT MBG050303ABSCTQ	4.80 x 3.23 x 3.35 (122 x 82 x 85)	4.54 x 2.97 x 3.02 (115 x 75 x 77)	.31 (.14)	MBGMP53A MBGMP53S MBGMP53N	Polycarbonate Polycarbonate ABS Plastic ABS Plastic
MBG050502PCCT MBG050502PCCTQ MBG050502ABSCT MBG050502ABSCTQ	4.88 x 4.80 x 2.17 (124 x 122 x 55)	4.62 x 4.54 x 1.84 (117 x 115 x 47)	.43 (.20)	MBGMP55A MBGMP55S MBGMP55N	Polycarbonate Polycarbonate ABS Plastic ABS Plastic
MBG050503PCCT MBG050503PCCTQ MBG050503ABSCT MBG050503ABSCTQ	4.88 x 4.80 x 3.35 (124 x 122 x 85)	4.62 x 4.54 x 3.02 (117 x 115 x 77)	.48 (.22)	MBGMP55A MBGMP55S MBGMP55N	Polycarbonate Polycarbonate ABS Plastic ABS Plastic
MBG060302PCCT MBG060302PCCTQ MBG060302ABSCT MBG060302ABSCTQ	6.38 x 3.23 x 2.17 (162 x 82 x 55)	6.12 x 2.97 x 1.84 (155 x 75 x 47)	.31 (.14)	MBGMP63A MBGMP63S MBGMP63N	Polycarbonate Polycarbonate ABS Plastic ABS Plastic
MBG060303PCCT MBG060303PCCTQ MBG060303ABSCT MBG060303ABSCTQ	6.38 x 3.23 x 3.35 (162 x 82 x 85)	6.12 x 2.97 x 3.02 (155 x 75 x 77)	.36 (.16)	MBGMP63A MBGMP63S MBGMP63N	Polycarbonate Polycarbonate ABS Plastic ABS Plastic

Transparent cover sizes continued on next page ...

Configurations

- PCCT:** Polycarbonate enclosures with four stainless steel corner screws
- PCCTQ:** Polycarbonate enclosures with four stainless steel quick release quarter turn corner screws
- ABSCT:** ABS plastic enclosures with four stainless steel corner screws
- ABSCTQ:** ABS plastic enclosures with four stainless steel quick release quarter turn corner screws

Features

- Enclosures are maintenance free and corrosion resistant.
- "PCCT" bases and covers are made from polycarbonate that can withstand continuous temperatures from -31°F to 176°F (-35°C to 80°C).
- "ABSCT" bases are made from polystyrene and covers are made from polycarbonate that can withstand continuous temperatures from -13°F to 104°F (-25°C to 40°C).
- Cover screw holes in corners are outside of the gasketed area.
- Continuous gaskets made of polyurethane foam guarantee optimal integrity.
- All enclosures can be easily modified to customer specifications.

Applications

The MultiboxG series enclosures with transparent covers are designed for use as electrical junction boxes or instrumentation enclosures in highly corrosive environments where inspection of interior components is necessary.

Standards










- | | |
|--------------------------------|-------------------------------|
| IEC 60529 (IP67) | EN 60529 (IP67) |
| IEC 50102 (IK08) Polycarbonate | EN 50102 (IK08) Polycarbonate |
| IEC 50102 (IK07) ABS | EN 50102 (IK07) ABS |



















Approvals

- UL Listed Types 4X & 12 (Polycarbonate)
- NEMA 4X & 12 (ABS)



Part Number	Exterior Dimensions	Interior Dimensions	Weight	Back Plate	Enclosure Material
	H x W x D Inches (mm)	H x W x D Inches (mm)	Lbs (kg)	A: Aluminum S: Steel N: Non-Metallic	
MBG060535PCCT MBG060535PCCTQ MBG060535ABSCT MBG060535ABSCTQ	6.38 x 4.80 x 3.54 (162 x 122 x 90)	6.10 x 4.53 x 3.22 (155 x 115 x 82)	.51 (.23)	MBGMP65A MBGMP65S MBGMP65N	Polycarbonate Polycarbonate ABS Plastic ABS Plastic
MBG080503PCCT MBG080503PCCTQ MBG080503ABSCT MBG080503ABSCTQ	7.95 x 4.80 x 2.95 (202 x 122 x 75)	7.73 x 4.54 x 2.63 (195 x 115 x 67)	.68 (.31)	MBGMP85A MBGMP85S MBGMP85N	Polycarbonate Polycarbonate ABS Plastic ABS Plastic
MBG080535PCCT MBG080535PCCTQ MBG080535ABSCT MBG080535ABSCTQ	7.95 x 4.80 x 3.54 (202 x 122 x 90)	7.73 x 4.54 x 3.22 (195 x 115 x 82)	.73 (.33)	MBGMP85A MBGMP85S MBGMP85N	Polycarbonate Polycarbonate ABS Plastic ABS Plastic
MBG080603PCCT MBG080603PCCTQ MBG080603ABSCT MBG080603ABSCTQ	7.95 x 5.98 x 2.95 (202 x 152 x 75)	7.68 x 5.71 x 2.63 (195 x 145 x 67)	.82 (.37)	MBGMP86A MBGMP86S MBGMP86N	Polycarbonate Polycarbonate ABS Plastic ABS Plastic
MBG100635PCCT MBG100635PCCTQ MBG100635ABSCT MBG100635ABSCTQ	9.92 x 6.38 x 3.54 (252 x 162 x 90)	9.65 x 6.10 x 3.22 (245 x 155 x 82)	1.02 (.46)	MBGMP1006A MBGMP1006S MBGMP1006N	Polycarbonate Polycarbonate ABS Plastic ABS Plastic
MBG100605PCCT MBG100605PCCTQ MBG100605ABSCT MBG100605ABSCTQ	9.92 x 6.38 x 4.72 (252 x 162 x 120)	9.65 x 6.08 x 4.40 (245 x 154 x 112)	1.07 (.49)	MBGMP1006A MBGMP1006S MBGMP1006N	Polycarbonate Polycarbonate ABS Plastic ABS Plastic
MBG120935PCCT MBG120935PCCTQ MBG120935ABSCT MBG120935ABSCTQ	11.89 x 9.13 x 3.54 (302 x 232 x 90)	11.61 x 8.86 x 3.22 (295 x 225 x 82)	1.84 (.83)	MBGMP1209A MBGMP1209S MBGMP1209N	Polycarbonate Polycarbonate ABS Plastic ABS Plastic
MBG120904PCCT MBG120904PCCTQ MBG120904ABSCT MBG120904ABSCTQ	11.89 x 9.13 x 4.33 (302 x 232 x 110)	11.61 x 8.86 x 4.00 (295 x 225 x 102)	1.89 (.86)	MBGMP1209A MBGMP1209S MBGMP1209N	Polycarbonate Polycarbonate ABS Plastic ABS Plastic

	Part Number	Dimensions	Material	Thickness	Weight	Enclosure
		H x W Inches (mm)		Inches (mm)	Lbs (kg)	Range
	MBGMP33A MBGMP33S MBGMP33N	2.87 x 2.09 (73 x 53)	Aluminum Steel Non-Metallic	.08 (2) .06 (1.5) .1875 (4.8)	.06 (.03) .12 (.05) .05 (.02)	MBG030302 MBG030303
	MBGMP53A MBGMP53S MBGMP53N	3.58 x 2.87 (91 x 73)	Aluminum Steel Non-Metallic	.08 (2) .06 (1.5) .1875 (4.8)	.11 (.05) .2 (.09) .09 (.04)	MBG050302 MBG050303
	MBGMP55A MBGMP55S MBGMP55N	4.45 x 3.66 (113 x 93)	Aluminum Steel Non-Metallic	.08 (2) .06 (1.5) .1875 (4.8)	.18 (.08) .33 (.15) .15 (.07)	MBG050502 MBG050503
	MBGMP63A MBGMP63S MBGMP63N	5.16 x 2.87 (131 x 73)	Aluminum Steel Non-Metallic	.08 (2) .06 (1.5) .1875 (4.8)	.13 (.06) .23 (.1) .11 (.05)	MBG060302 MBG060303
	MBGMP65A MBGMP65S MBGMP65N	5.16 x 4.45 (131 x 113)	Aluminum Steel Non-Metallic	.08 (2) .06 (1.5) .1875 (4.8)	.21 (.1) .39 (.18) .18 (.08)	MBG060535
	MBGMP85A MBGMP85S MBGMP85N	6.73 x 4.45 (171 x 113)	Aluminum Steel Non-Metallic	.08 (2) .06 (1.5) .1875 (4.8)	.28 (.13) .52 (.24) .24 (.11)	MBG080503 MBG080535
	MBGMP86A MBGMP86S MBGMP86N	6.73 x 5.63 (171 x 143)	Aluminum Steel Non-Metallic	.08 (2) .06 (1.5) .1875 (4.8)	.34 (.15) .62 (.28) .29 (.13)	MBG080603
	MBGMP1006A MBGMP1006S MBGMP1006N	8.68 x 6.00 (221 x 153)	Aluminum Steel Non-Metallic	.08 (2) .06 (1.5) .1875 (4.8)	.42 (.19) .78 (.35) .36 (.16)	MBG100635 MBG100605
	MBGMP1209A MBGMP1209S MBGMP1209N	10.65 x 8.76 (271 x 223)	Aluminum Steel Non-Metallic	.08 (2) .06 (1.5) .1875 (4.8)	.76 (.34) 1.4 (.64) .65 (.29)	MBG120935 MBG120904

	MBG-NMF Non-Metallic Mounting Feet	Material: Plastic For use with: All available MultiboxG enclosures Set of 4 pieces
	MBG-HINGE Internal Hinge Set	Material: Plastic For use with: MBG050302 and larger enclosures Includes 2 non-metallic hinges, screws and drilling template
	MBGDRN66 DIN Rail	Material: Aluminum Width: 15mm For use with: MBG0303 enclosures
	MBGDRN104 DIN Rail	Material: Aluminum Width: 15mm For use with: MBG0503 enclosures
	MBGDRN108 DIN Rail	Material: Aluminum Width: 15mm For use with: MBG0505 enclosures
	MBGDRN144 DIN Rail	Material: Aluminum Width: 15mm For use with: MBG0605 enclosures
	MBGDRN168 DIN Rail	Material: Aluminum Width: 15mm For use with: MBG0805 enclosures
	MBGDRN184 DIN Rail	Material: Aluminum Width: 15mm For use with: MBG0805 enclosures
	MBGDRN220 DIN Rail	Material: Aluminum Width: 15mm For use with: MBG1006 enclosures
	MBGDRN283 DIN Rail	Material: Aluminum Width: 15mm For use with: MBG1209 enclosures
	MBGDRW66 DIN Rail	Material: Aluminum Width: 35mm For use with: MBG0303 enclosures
	MBGDRW104 DIN Rail	Material: Aluminum Width: 35mm For use with: MBG0503 enclosures
	MBGDRW108 DIN Rail	Material: Aluminum Width: 35mm For use with: MBG0505 enclosures
	MBGDRW144 DIN Rail	Material: Aluminum Width: 35mm For use with: MBG0605 enclosures
	MBGDRW168 DIN Rail	Material: Aluminum Width: 35mm For use with: MBG0805 enclosures
	MBGDRW184 DIN Rail	Material: Aluminum Width: 35mm For use with: MBG0805 enclosures
	MBGDRW220 DIN Rail	Material: Aluminum Width: 35mm For use with: MBG1006 enclosures
	MBGDRW283 DIN Rail	Material: Aluminum Width: 35mm For use with: MBG1209 enclosures

VM Series

configuration options and specifications

** Suffix

No Suffix: Opaque cover with four non-metallic corner screws

CT: Transparent cover with four non-metallic corner screws

K: Opaque cover with four non-metallic corner screws and knockouts in the base

CTK: Transparent cover with four non-metallic corner screws and knockouts in the base

PBS: 30.5 mm NEMA sized push-button holes and four non-metallic corner screws

PBM: 22.5 mm IEC sized push-button holes and four non-metallic corner screws

CT, K and CTK not available in 433, 733 and 933 enclosures

Features

- Enclosures are maintenance free and corrosion resistant.
- Bases and opaque covers are made from Valox® 357U that can withstand continuous temperatures up to 280°F (138°C).
- Transparent covers are made from polycarbonate that can withstand continuous temperatures from -13°F to +104°F (-25°C to +40°C).
- Knockouts in the base facilitate conduit entry
- Cover screw holes in corners are outside of the gasketed area.
- Continuous gaskets made of polyurethane foam guarantee optimal integrity.
- All enclosures can be easily modified to customer specifications.

Applications

The VM Series enclosure is designed for use as insulated electrical junction boxes, terminal wiring boxes, instrument housings, electrical control boxes and push-button housings in wet, dusty and corrosive environments.

Standards

IEC 60529 (IP66)

EN 60529 (IP66)

Approvals

UL Listed Types 4, 4x, 3, 3R, 12 & 13

CSA 4, 4x, 3, 3R, 12 & 13

No Suffix



K



CT



CTK



PBS



PBM



Opaque Cover Enclosures (VM)	150
Opaque Cover Enclosures with Knockouts (VM K)	152
Transparent Cover Enclosures (VM CT)	154
Transparent Cover Enclosures with Knockouts (VM CTK)	156
Push-button Unit Enclosures	158
Back Plates	160
Window Kits	160
Accessories	161



Configurations

Four non-metallic corner screws

Features

- Enclosures are maintenance free and corrosion resistant.
- Bases and covers are made from Valox® 357U that can withstand continuous temperatures up to 280°F (138°C).
- Cover screw holes in corners are outside of the gasketed area.
- Continuous gaskets made of polyurethane foam guarantee optimal integrity.
- All enclosures can be easily modified to customer specifications.

Applications

The VM Series enclosure is designed for use as insulated electrical junction boxes, terminal wiring boxes, instrument housings, electrical control boxes and push-button housings in wet, dusty and corrosive environments.

Standards

IEC 60529 (IP66)

EN 60529 (IP66)

Approvals

UL Listed Types 4, 4x, 3, 3R, 12 & 13
CSA 4, 4x, 3, 3R, 12 & 13



Part Number	Exterior Dimensions	Interior Dimensions	Weight	Back Plate
	H x W x D Inches (mm)	H x W x D Inches (mm)	Lbs (kg)	A: Aluminum
VM433	4.36 x 3.18 x 3.66 (111 x 81 x 93)	4.01 x 2.82 x 3.31 (102 x 72 x 84)	.20 (.09)	Not Available
VM533	5.03 x 3.06 x 3.02 (128 x 78 x 77)	4.69 x 2.72 x 2.72 (119 x 69 x 69)	.26 (.12)	VMBP53A
VM534	5.03 x 3.06 x 4.02 (128 x 78 x 102)	4.69 x 2.72 x 3.72 (119 x 69 x 69)	.31 (.14)	VMBP53A
VM553	5.03 x 5.03 x 3.02 (128 x 128 x 77)	4.69 x 4.69 x 2.72 (119 x 119 x 69)	.43 (.20)	VMBP55A
VM554	5.03 x 5.03 x 4.02 (128 x 128 x 102)	4.69 x 4.69 x 3.72 (119 x 119 x 94)	.48 (.22)	VMBP55A
VM733	6.72 x 3.17 x 3.61 (171 x 81 x 92)	6.37 x 2.82 x 3.33 (162 x 72 x 85)	.36 (.16)	Not Available
VM753	7.00 x 5.03 x 2.97 (178 x 128 x 75)	6.65 x 4.69 x 2.72 (169 x 119 x 69)	.56 (.25)	VMBP75A
VM754	7.00 x 5.03 x 4.02 (178 x 128 x 102)	6.65 x 4.69 x 3.72 (169 x 119 x 94)	.61 (.28)	VMBP75A
VM755	7.00 x 5.03 x 5.02 (177 x 128 x 128)	6.65 x 4.69 x 4.72 (169 x 119 x 120)	.66 (.30)	VMBP75A
VM773	7.00 x 7.00 x 3.02 (178 x 178 x 77)	6.65 x 6.65 x 2.72 (169 x 169 x 69)	.83 (.38)	VMBP77A
VM775	7.00 x 7.00 x 5.02 (178 x 178 x 128)	6.65 x 6.65 x 4.72 (169 x 169 x 120)	.93 (.42)	VMBP77A
VM776	7.00 x 7.00 x 6.02 (178 x 178 x 153)	6.65 x 6.65 x 5.72 (169 x 169 x 145)	.98 (.44)	VMBP77A
VM933	9.09 x 3.18 x 3.61 (171 x 81 x 92)	8.74 x 2.84 x 3.33 (222 x 72 x 85)	.46 (.21)	Not Available

Configurations

K: Four non-metallic corner screws and knockouts in the base

Features

- Enclosures are maintenance free and corrosion resistant.
- Bases and covers are made from Valox® 357U that can withstand continuous temperatures up to 280°F (138°C).
- Knockouts in the base facilitate conduit entry.
- Cover screw holes in corners are outside of the gasketed area.
- Continuous gaskets made of polyurethane foam guarantee optimal integrity.
- All enclosures can be easily modified to customer specifications.

Applications

The VM Series enclosure is designed for use as insulated electrical junction boxes, terminal wiring boxes, instrument housings, electrical control boxes and push-button housings in wet, dusty and corrosive environments.

Standards

IEC 60529 (IP66)

EN 60529 (IP66)

Approvals

UL Listed Types 4, 4x, 3, 3R, 12 & 13

CSA 4, 4x, 3, 3R, 12 & 13



Part Number	Exterior Dimensions	Interior Dimensions	Weight	Back Plate	Knockouts
	H x W x D Inches (mm)	H x W x D Inches (mm)	Lbs (kg)	*A: Aluminum *S: Steel *N: Non-Metallic	(Quantity) Size
VM533K	5.03 x 3.06 x 3.02 (128 x 78 x 77)	4.69 x 2.72 x 2.72 (119 x 69 x 69)	.26 (.12)	VMBP53A	(6) .44"-.85"
VM534K	5.03 x 3.06 x 4.02 (128 x 78 x 102)	4.69 x 2.72 x 3.72 (119 x 69 x 69)	.31 (.14)	VMBP53A	(6) .44"-.85"
VM553K	5.03 x 5.03 x 3.02 (128 x 128 x 77)	4.69 x 4.69 x 2.72 (119 x 119 x 69)	.43 (.20)	VMBP55A	(8) .44"-.85"
VM554K	5.03 x 5.03 x 4.02 (128 x 128 x 102)	4.69 x 4.69 x 3.72 (119 x 119 x 94)	.48 (.22)	VMBP55A	(8) .44"-.85"
VM753K	7.00 x 5.03 x 2.97 (178 x 128 x 75)	6.65 x 4.69 x 2.72 (169 x 119 x 69)	.56 (.25)	VMBP75A	(6) PG13.5/9 (4) PG21/16
VM754K	7.00 x 5.03 x 4.02 (178 x 128 x 102)	6.65 x 4.69 x 3.72 (169 x 119 x 94)	.61 (.28)	VMBP75A	(6) PG13.5/9 (4) PG21/16
VM755K	7.00 x 5.03 x 5.02 (177 x 128 x 128)	6.65 x 4.69 x 4.72 (169 x 119 x 120)	.66 (.30)	VMBP75A	(6) PG 13.5/9 (4) PG21/16
VM773K	7.00 x 7.00 x 3.02 (178 x 178 x 77)	6.65 x 6.65 x 2.72 (169 x 169 x 69)	.83 (.38)	VMBP77A	(12) PG13.5/9
VM775K	7.00 x 7.00 x 5.02 (178 x 178 x 128)	6.65 x 6.65 x 4.72 (169 x 169 x 120)	.93 (.42)	VMBP77A	(12) PG13.5/9
VM776K	7.00 x 7.00 x 6.02 (178 x 178 x 153)	6.65 x 6.65 x 5.72 (169 x 169 x 145)	.98 (.44)	VMBP77A	(12) PG13.5/9

Configurations

CT: Four non-metallic corner screws

Features

- Enclosures are maintenance free and corrosion resistant.
- Bases are made from Valox® 357U that can withstand continuous temperatures up to 280°F (138°C).
- Transparent covers are made from polycarbonate that can withstand continuous temperatures from -13°F to +104°F (-25°C to +40°C).
- Cover screw holes in corners are outside of the gasketed area.
- Continuous gaskets made of polyurethane foam guarantee optimal integrity.
- All enclosures can be easily modified to customer specifications.

Applications

The VM Series enclosure with transparent cover is designed for use as insulated electrical junction boxes, terminal wiring boxes, instrument housings, electrical control boxes and push-button housings in wet, dusty and corrosive environments when visibility of internal components is essential.

Standards

IEC 60529 (IP66)

EN 60529 (IP66)

Approvals

UL Listed Types 4, 4x, 3, 3R, 12 & 13

CSA 4, 4x, 3, 3R, 12 & 13



Part Number	Exterior Dimensions	Interior Dimensions	Weight	Back Plate
	H x W x D Inches (mm)	H x W x D Inches (mm)	Lbs (kg)	*A: Aluminum *S: Steel *N: Non-Metallic
VM533CT	5.03 x 3.06 x 3.02 (128 x 78 x 77)	4.69 x 2.72 x 2.72 (119 x 69 x 69)	.26 (.12)	VMBP53A
VM534CT	5.03 x 3.06 x 4.02 (128 x 78 x 102)	4.69 x 2.72 x 3.72 (119 x 69 x 69)	.31 (.14)	VMBP53A
VM553CT	5.03 x 5.03 x 3.02 (128 x 128 x 77)	4.69 x 4.69 x 2.72 (119 x 119 x 69)	.43 (.20)	VMBP55A
VM554CT	5.03 x 5.03 x 4.02 (128 x 128 x 102)	4.69 x 4.69 x 3.72 (119 x 119 x 94)	.48 (.22)	VMBP55A
VM753CT	7.00 x 5.03 x 2.97 (178 x 128 x 75)	6.65 x 4.69 x 2.72 (169 x 119 x 69)	.56 (.25)	VMBP75A
VM754CT	7.00 x 5.03 x 4.02 (178 x 128 x 102)	6.65 x 4.69 x 3.72 (169 x 119 x 94)	.61 (.28)	VMBP75A
VM755CT	7.00 x 5.03 x 5.02 (177 x 128 x 128)	6.65 x 4.69 x 4.72 (169 x 119 x 120)	.66 (.30)	VMBP75A
VM773CT	7.00 x 7.00 x 3.02 (178 x 178 x 77)	6.65 x 6.65 x 2.72 (169 x 169 x 69)	.83 (.38)	VMBP77A
VM775CT	7.00 x 7.00 x 5.02 (178 x 178 x 128)	6.65 x 6.65 x 4.72 (169 x 169 x 120)	.93 (.42)	VMBP77A
VM776CT	7.00 x 7.00 x 6.02 (178 x 178 x 153)	6.65 x 6.65 x 5.72 (169 x 169 x 145)	.98 (.44)	VMBP77A

Configurations

CTK: Four non-metallic corner screws and knockouts in the base

Features

- Enclosures are maintenance free and corrosion resistant.
- Bases are made from Valox® 357U that can withstand continuous temperatures up to 280°F (138°C).
- Transparent covers are made from polycarbonate that can withstand continuous temperatures from -13°F to +104°F (-25°C to +40°C).
- Knockouts in the base facilitate conduit entry
- Cover screw holes in corners are outside of the gasketed area.
- Continuous gaskets made of polyurethane foam guarantee optimal integrity.
- All enclosures can be easily modified to customer specifications.

Applications

The VM Series enclosure with transparent cover is designed for use as insulated electrical junction boxes, terminal wiring boxes, instrument housings, electrical control boxes and push-button housings in wet, dusty and corrosive environments when visibility of internal components is essential.

Standards

IEC 60529 (IP66)

EN 60529 (IP66)

Approvals

UL Listed Types 4, 4x, 3, 3R, 12 & 13

CSA 4, 4x, 3, 3R, 12 & 13



Part Number	Exterior Dimensions	Interior Dimensions	Weight	Back Plate	Knockouts
	H x W x D Inches (mm)	H x W x D Inches (mm)	Lbs (kg)	*A: Aluminum *S: Steel *N: Non-Metallic	(Quantity) Size
VM533CTK	5.03 x 3.06 x 3.02 (128 x 78 x 77)	4.69 x 2.72 x 2.72 (119 x 69 x 69)	.26 (.12)	VMBP53A	(6) .44"-.85"
VM534CTK	5.03 x 3.06 x 4.02 (128 x 78 x 102)	4.69 x 2.72 x 3.72 (119 x 69 x 69)	.31 (.14)	VMBP53A	(6) .44"-.85"
VM553CTK	5.03 x 5.03 x 3.02 (128 x 128 x 77)	4.69 x 4.69 x 2.72 (119 x 119 x 69)	.43 (.20)	VMBP55A	(8) .44"-.85"
VM554CTK	5.03 x 5.03 x 4.02 (128 x 128 x 102)	4.69 x 4.69 x 3.72 (119 x 119 x 94)	.48 (.22)	VMBP55A	(8) .44"-.85"
VM753CTK	7.00 x 5.03 x 2.97 (178 x 128 x 75)	6.65 x 4.69 x 2.72 (169 x 119 x 69)	.56 (.25)	VMBP75A	(6) PG13.5/9 (4) PG21/16
VM754CTK	7.00 x 5.03 x 4.02 (178 x 128 x 102)	6.65 x 4.69 x 3.72 (169 x 119 x 94)	.61 (.28)	VMBP75A	(6) PG13.5/9 (4) PG21/16
VM755CTK	7.00 x 5.03 x 5.02 (177 x 128 x 128)	6.65 x 4.69 x 4.72 (169 x 119 x 120)	.66 (.30)	VMBP75A	(6) PG 13.5/9 (4) PG21/16
VM773CTK	7.00 x 7.00 x 3.02 (178 x 178 x 77)	6.65 x 6.65 x 2.72 (169 x 169 x 69)	.83 (.38)	VMBP77A	(12) PG13.5/9
VM775CTK	7.00 x 7.00 x 5.02 (178 x 178 x 128)	6.65 x 6.65 x 4.72 (169 x 169 x 120)	.93 (.42)	VMBP77A	(12) PG13.5/9
VM776CTK	7.00 x 7.00 x 6.02 (178 x 178 x 153)	6.65 x 6.65 x 5.72 (169 x 169 x 145)	.98 (.44)	VMBP77A	(12) PG13.5/9

Configurations

PBS: 30.5 mm NEMA sized push-button holes and four non-metallic corner screws

PBM: 22.5 mm IEC sized push-button holes and four non-metallic corner screws

Features

- Enclosures are maintenance free and corrosion resistant.
- Bases and covers are made from Valox® 357U that can withstand continuous temperatures up to 280°F (138°C).
- Cover screw holes in corners are outside of the gasketed area.
- Continuous gaskets made of polyurethane foam guarantee optimal integrity.
- All enclosures can be easily modified to customer specifications.

Applications

The VM Series enclosure push-button unit is designed for use as housing and operating stations for NEMA and IEC push buttons.

Standards

IEC 60529 (IP66)

EN 60529 (IP66)





Approvals

UL Listed Types 4, 4x, 3, 3R, 12 & 13
CSA 4, 4x, 3, 3R, 12 & 13





















Part Number	Exterior Dimensions H x W x D Inches (mm)	Interior Dimensions H x W x D Inches (mm)	Weight Lbs (kg)	Back Plate *A: Aluminum *S: Steel *N: Non-Metallic	Push-button Holes (Quantity) Size
VM433-PBS1 VM433-PBM1	4.36 x 3.18 x 3.66 (111 x 81 x 93)	4.01 x 2.82 x 3.31 (102 x 72 x 84)	.20 (.09)	Not Available	(1) 30.5 (1) 22.5
VM533-PBM2	5.03 x 3.06 x 3.02 (128 x 78 x 77)	4.69 x 2.72 x 2.72 (119 x 69 x 69)	.26 (.12)	VMBP53A	(2) 22.5
VM733-PBS2 VM733-PBM3	6.72 x 3.17 x 3.61 (171 x 81 x 92)	6.37 x 2.82 x 3.33 (162 x 72 x 85)	.36 (.16)	Not Available	(2) 30.5 (3) 22.5
VM755-PBS4 VM755-PBM6	7.00 x 5.03 x 5.02 (177 x 128 x 128)	6.65 x 4.69 x 4.72 (169 x 119 x 120)	.66 (.30)	VMBP75A	(4) 30.5 (6) 22.5
VM775-PBS4 VM775-PBM9	7.00 x 7.00 x 5.02 (178 x 178 x 128)	6.65 x 6.65 x 4.72 (169 x 169 x 120)	.93 (.42)	VMBP77A	(4) 30.5 (9) 22.5
VM933-PBS3 VM933-PBM4	9.09 x 3.18 x 3.61 (171 x 81 x 92)	8.74 x 2.84 x 3.33 (222 x 72 x 85)	.46 (.21)	Not Available	(3) 30.5 (4) 22.5

Custom push button solutions available...

	Part Number	Dimensions	Material	Thickness	Weight	Enclosure
		H x W Inches (mm)		Inches (mm)	Lbs (kg)	Range
	VMBP53A	4.21 x 2.25 (107 x 57)	Aluminum	.08 (2)	.11 (.05)	VM533 VM534
	VMBP55A	4.21 x 4.21 (107 x 107)	Aluminum	.08 (2)	.18 (.08)	VM553 VM554
	VMBP75A	6.18 x 4.22 (157 x 107)	Aluminum	.08 (2)	.25 (.11)	VM753 VM754 VM755
	VMBP77A	6.18 x 6.18 (157 x 157)	Aluminum	.08 (2)	.34 (.15)	VM773 VM775 VM776

VM Window Kits

	Part Number	Dimensions	Material	Viewing Area	Weight	Enclosure
		H x W x D Inches (mm)		H x W Inches (mm)	Lbs (kg)	
	VM-CTFS23	2.36 x 3.03 x .79 (60 x 77 x 20)	Polycarbonate	1.65 x 1.97 (42 x 50)	.11 (.05)	VM533 and up
	VM-CTHS23	2.36 x 3.03 x 1.26 (60 x 77 x 32)	Polycarbonate	1.65 x 1.97 (42 x 50)	.16 (.07)	VM533 and up
	VM-CTFS43	3.78 x 3.03 x .79 (96 x 77 x 20)	Polycarbonate	3.07 x 1.97 (78 x 50)	.17 (.08)	VM753 and up
	VM-CTHS43	3.78 x 3.03 x 1.26 (96 x 77 x 32)	Polycarbonate	3.07 x 1.97 (78 x 50)	.22 (.10)	VM753 and up
	VM-CTFS53	5.12 x 3.03 x .79 (130 x 77 x 20)	Polycarbonate	4.41 x 1.97 (112 x 50)	.23 (.10)	VM753 and up
	VM-CTHS53	5.12 x 3.03 x 1.26 (130 x 77 x 32)	Polycarbonate	4.41 x 1.97 (112 x 50)	.28 (.13)	VM753 and up
	VM-CTFS73	6.42 x 3.03 x .79 (163 x 77 x 20)	Polycarbonate	5.71 x 1.97 (112 x 50)	.29 (.13)	VM753 and up
	VM-CTHS73	6.42 x 3.03 x 1.26 (163 x 77 x 32)	Polycarbonate	5.71 x 1.97 (112 x 50)	.34 (.15)	VM753 and up

	<p>VMMB-5 VM Series Mounting Bracket</p>	<p>Material: Aluminum Package: Set of 2 pieces Mounts directly to the rear of enclosures for wall mounting applications.</p>
	<p>SEDV Small Drain Vents</p>	<p>Material: Polyamide Package: Set of 2 pieces 2 air vents must be mounted per enclosure to ensure sufficient air circulation and prevent condensation water.</p>
	<p>DRL43 VM Series Long Din Rail</p>	<p>Material: Aluminum Mounts directly to the base of enclosures across the long side. For use with: VM433 enclosures</p>
	<p>DRL53 VM Series Long Din Rail</p>	<p>Material: Aluminum Mounts directly to the base of enclosures across the long side. For use with: VM533 and VM534 enclosures</p>
	<p>DRS35 VM Series Short Din Rail</p>	<p>Material: Aluminum Mounts directly to the base of enclosures across the short side. For use with: VM533 and VM534 enclosures</p>
	<p>DRL55 VM Series Long Din Rail</p>	<p>Material: Aluminum Mounts directly to the base of enclosures. For use with: VM553 and VM554 enclosures</p>
	<p>DRL75 VM Series Long Din Rail</p>	<p>Material: Aluminum Mounts directly to the base of enclosures across the long side. For use with: VM753, VM754 and VM755 enclosures</p>
	<p>DRS57 VM Series Short Din Rail</p>	<p>Material: Aluminum Mounts directly to the base of enclosures across the short side. For use with: VM753, VM754 and VM755 enclosures</p>
	<p>DRL77 VM Series Long Din Rail</p>	<p>Material: Aluminum Mounts directly to the base of enclosures. For use with: VM773, VM775 and VM776 enclosures</p>
	<p>DRL93 VM Series Long Din Rail</p>	<p>Material: Aluminum Mounts directly to the base of enclosures across the long side. For use with: VM933 enclosures</p>

VMS Series

configuration options and specifications

** Suffix

No Suffix: Opaque cover with four non-metallic corner screws

CT: Transparent cover with four non-metallic corner screws

Features

- Enclosures are maintenance free and corrosion resistant.
- Bases and covers are constructed of polycarbonate that can withstand continuous temperatures -4°F to 176°F (-20°C to 80°C) and momentary exposure to 293°F (145°C).
- Cover screw holes in corners are outside of the gasketed area.
- Continuous gaskets made of polyurethane foam guarantee optimal integrity.
- All enclosures can be easily modified to customer specifications.
- The basic design incorporates removable side walls for easy access and wiring.
- Vertical keys sunk into the corner shafts eliminate nuts, bolts and coupling frames and save time.
- End plates with or without openings are snapped on from the outside and fixed by means of vertical keys.

Applications

The VMS Series enclosures are designed for use with panel boards, motor control centers and electronic instrumentation requiring high impact strength.

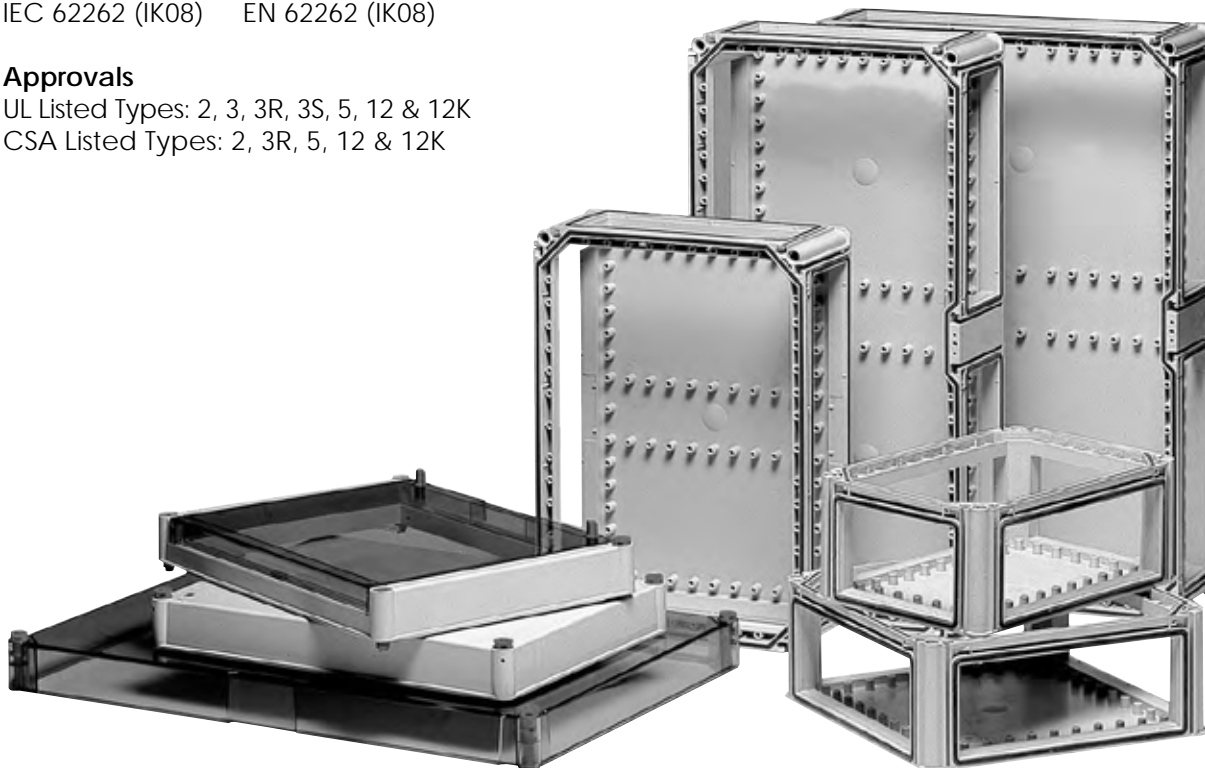
Standards

IEC 60439-1	EN 60439-1	DIN VDE 0660 - T 500
IEC 60529 (IP65)	EN 60529 (IP65)	BS 5486 Part 1
IEC 62208	EN 62208	
IEC 62262 (IK08)	EN 62262 (IK08)	

Approvals

UL Listed Types: 2, 3, 3R, 3S, 5, 12 & 12K

CSA Listed Types: 2, 3R, 5, 12 & 12K



No Suffix



CT








DT








Part Number	Exterior Dimensions	Interior Dimensions	Weight	Back Plate	Front Plate
	H x W x D Inches (mm)	H x W x D Inches (mm)	Lbs (kg)	S: Steel N: Non-Metallic	Non-Metallic
VMS1208	12.60 x 8.66 x 7.05 (320 x 220 x 179)	11.06 x 7.12 x 6.11 (281 x 181 x 155)	2.76 (1.25)	VMMP1208S VMMP1208N	VMDF1212
VMS1212	12.60 x 12.60 x 7.05 (320 x 320 x 179)	11.06 x 11.06 x 6.11 (281 x 281 x 155)	3.5 (1.59)	VMMP1212S VMMP1212N	VMDF1212
VMS1612	17.32 x 12.60 x 7.05 (440 x 320 x 179)	15.78 x 11.06 x 6.11 (401 x 281 x 155)	4.41 (2.00)	VMMP1612S VMMP1612N	VMDF1612
VMS2412	25.2 x 12.60 x 7.05 (640 x 320 x 179)	23.66 x 11.06 x 6.11 (601 x 281 x 155)	6.56 (2.98)	VMMP2412S VMMP2412N	VMDF2412
VMS2416	25.2 x 17.32 x 7.05 (640 x 440 x 179)	23.66 x 15.78 x 6.11 (601 x 401 x 155)	8.34 (3.78)	VMMP2416S VMMP2416N	VMDF2416






Transparent Cover

VMS1208CT	12.60 x 8.66 x 7.05 (320 x 220 x 179)	11.06 x 7.12 x 6.11 (281 x 181 x 155)	2.76 (1.25)	VMMP1208S VMMP1208N	VMDF1212
VMS1212CT	12.60 x 12.60 x 7.05 (320 x 320 x 179)	11.06 x 11.06 x 6.11 (281 x 281 x 155)	3.5 (1.59)	VMMP1212S VMMP1212N	VMDF1212
VMS1612CT	17.32 x 12.60 x 7.05 (440 x 320 x 179)	15.78 x 11.06 x 6.11 (401 x 281 x 155)	4.41 (2.00)	VMMP1612S VMMP1612N	VMDF1612
VMS2412CT	25.20 x 12.60 x 7.05 (640 x 320 x 179)	23.66 x 11.06 x 6.11 (601 x 281 x 155)	6.56 (2.98)	VMMP2412S VMMP2412N	VMDF2412
VMS2416CT	25.20 x 17.32 x 7.05 (640 x 440 x 179)	23.66 x 15.78 x 6.11 (601 x 401 x 155)	8.34 (3.78)	VMMP2416S VMMP2416N	VMDF2416






	Part Number	Exterior Dimensions	Interior Dimensions	Weight	Cover Options	Extension
		H x W x D Inches (mm)	H x W x D Inches (mm)	Lbs (kg)	Part Number	Part Number
	VMB1208	12.60 x 8.66 x 5.08 (320 x 220 x 129)	11.06 x 7.12 x 4.43 (281 x 181 x 113)	1.6 (.73)	VMCG1208 VMCT1208	VMEF1208
	VMB1212	12.60 x 12.60 x 5.08 (320 x 320 x 129)	11.06 x 11.06 x 4.43 (281 x 281 x 113)	2.41 (1.09)	VMCG1212 VMCT1212 VMDT1212	VMEF1212
	VMB1612	17.32 x 12.60 x 5.08 (440 x 320 x 129)	15.78 x 11.06 x 4.43 (401 x 281 x 113)	2.98 (1.35)	VMCG1612 VMCT1612 VMDT1612	VMEF1612
	VMB2412	25.20 x 12.60 x 5.08 (640 x 320 x 129)	23.66 x 11.06 x 4.43 (601 x 281 x 113)	4.1 (1.86)	VMCG2412 VMCT2412	VMEF2412
	VMB2416	25.20 x 17.32 x 5.08 (640 x 440 x 129)	23.66 x 15.78 x 4.43 (601 x 401 x 113)	5.17 (2.35)	VMCG2416 VMCT2416	VMEF2416

VMS Covers






	Part Number	Exterior Dimensions	Interior Dimensions	Weight	Base	Extension
		H x W x D Inches (mm)	H x W x D Inches (mm)	Lbs (kg)	Part Number	Part Number
	VMCG1208 VMCT1208	12.60 x 8.66 x 1.97 (320 x 220 x 50)	11.06 x 7.12 x 1.85 (281 x 181 x 47)	.8 (.36)	VMB1208	VMEF1208
	VMCG1212 VMCT1212 VMDT1212	12.60 x 12.60 x 1.97 (320 x 320 x 50)	11.06 x 11.06 x 1.85 (281 x 281 x 47)	1.09 (.49)	VMB1212	VMEF1212
	VMCG1612 VMCT1612 VMDT1612	17.32 x 12.60 x 1.97 (440 x 320 x 50)	15.78 x 11.06 x 1.85 (401 x 281 x 47)	1.43 (.65)	VMB1612	VMEF1612
	VMCG2412 VMCT2412	25.20 x 12.60 x 1.97 (640 x 320 x 50)	23.66 x 11.06 x 1.85 (601 x 281 x 47)	2.46 (1.12)	VMB2412	VMEF2412
	VMCG2416 VMCT2416	25.20 x 17.32 x 1.97 (640 x 440 x 50)	23.66 x 15.78 x 1.85 (601 x 401 x 47)	3.17 (1.44)	VMB2416	VMEF2416

















	Part Number	Dimensions	Material	Thickness	Weight	Enclosure
		H x W Inches (mm)		Inches (mm)	Lbs (kg)	Range
	VMMP1208S VMMP1208N	10.24 x 6.30 (260 x 160)	Steel Non-Metallic	.06 (1.5) .1875 (4.8)	1.25 (.57) .58 (.26)	VMS1208
	VMMP1212S VMMP1212N	10.24 x 10.24 (260 x 260)	Steel Non-Metallic	.06 (1.5) .1875 (4.8)	1.87 (.85) .86 (.39)	VMS1212
	VMMP1612S VMMP1612N	14.96 x 10.24 (380 x 260)	Steel Non-Metallic	.06 (1.5) .1875 (4.8)	2.5 (1.13) 1.15 (.52)	VMS1612
	VMMP2412S VMMP2412N	22.83 x 10.24 (580 x 260)	Steel Non-Metallic	.06 (1.5) .1875 (4.8)	3.74 (1.7) 1.73 (.78)	VMS2412
	VMMP2416S VMMP2416N	22.83 x 14.96 (580 x 380)	Steel Non-Metallic	.06 (1.5) .1875 (4.8)	4.99 (2.26) 2.3 (1.04)	VMS2416

VMS Front Plates

	VMDF1208	11.85 x 7.91 (301 x 201)	Non-Metallic	.1875 (4.8)	.58 (.26)	VMS1208
	VMDF1212	11.85 x 11.85 (301 x 301)	Non-Metallic	.1875 (4.8)	.86 (.39)	VMS1212
	VMDF1612	16.57 x 11.85 (421 x 301)	Non-Metallic	.1875 (4.8)	1.15 (.52)	VMS1612
	VMDF2412	24.45 x 11.85 (621 x 301)	Non-Metallic	.1875 (4.8)	1.73 (.78)	VMS2412
	VMDF2416	24.45 x 16.57 (621 x 421)	Non-Metallic	.1875 (4.8)	2.3 (1.04)	VMS2416

VMS Extension Collars

	Part Number	Exterior Dimensions	Interior Dimensions	Weight	Base	Cover Options
		H x W x D Inches (mm)	H x W x D Inches (mm)	Lbs (kg)	Part Num- ber	Part Number
	VMEF1208	12.60 x 8.66 x 5.08 (320 x 220 x 129)	11.06 x 7.12 x 4.43 (281 x 181 x 113)	.8	VMB1208	VMCG1208 VMCT1208
	VMEF1212	12.60 x 12.60 x 5.08 (320 x 320 x 129)	11.06 x 11.06 x 4.43 (281 x 281 x 113)	1.09	VMB1212	VMCG1212 VMCT1212 VMDT1212
	VMEF1612	17.32 x 12.60 x 5.08 (440 x 320 x 129)	15.78 x 11.06 x 4.43 (401 x 281 x 113)	1.43	VMB1612	VMCG1612 VMCT1612 VMDT1612
	VMEF2412	25.20 x 12.60 x 5.08 (640 x 320 x 129)	23.66 x 11.06 x 4.43 (601 x 281 x 113)	2.46	VMB2412	VMCG2412 VMCT2412
	VMEF2416	25.20 x 17.32 x 5.08 (640 x 440 x 129)	23.66 x 15.78 x 4.43 (601 x 401 x 113)	3.17	VMB2416	VMCG2416 VMCT2416

	VMEP08 Blank End Plate	For Side Width: 8.66 inches (220 mm) For Use With: VMS1208
	VMEP12 Blank End Plate	For Side Width: 12.60 inches (320 mm) For Use With: VMS1208, VMS1212, VMS1612, VMS2412 and VMS2416
	VMEP16 Blank End Plate	For Side Width: 17.32 inches (440 mm) For Use With: VMS1612 and VMS2416
	VMEP08K3 End Plate with Knockouts	For Side Width: 8.66 inches (220 mm) Three PG29 knockouts For Use With: VMS1208
	VMEP08K5 End Plate with Knockouts	For Side Width: 8.66 inches (220 mm) One PG42 knockout and four PG16 knockouts For Use With: VMS1208
	VMEP12K6 End Plate with Knockouts	For Side Width: 12.60 inches (320 mm) Six PG29 knockouts For Use With: VMS1208, VMS1212, VMS1612, VMS2412 and VMS2416
	VMEP12K7 End Plate with Knockouts	For Side Width: 12.60 inches (320 mm) Three PG42 knockouts and four PG16 knockouts For Use With: VMS1208, VMS1212, VMS1612, VMS2412 and VMS2416
	VMEP12K10 End Plate with Knockouts	For Side Width: 12.60 inches (320 mm) Four PG29 knockouts, two PG21 knockouts and four PG16 knockouts For Use With: VMS1208, VMS1212, VMS1612, VMS2412 and VMS2416
	VMEP12K12 End Plate with Knockouts	For Side Width: 12.60 inches (320 mm) Eight PG21 knockouts and four PG16 knockouts For Use With: VMS1208, VMS1212, VMS1612, VMS2412 and VMS2416
	VMEP12K16 End Plate with Knockouts	For Side Width: 12.60 inches (320 mm) Sixteen PG16 knockouts For Use With: VMS1208, VMS1212, VMS1612, VMS2412 and VMS2416
	VMEP12K22 End Plate with Knockouts	For Side Width: 12.60 inches (320 mm) Twenty two PG13.5 knockouts For Use With: VMS1208, VMS1212, VMS1612, VMS2412 and VMS2416
	VMEP16K14 End Plate with Knockouts	For Side Width: 17.32 inches (440 mm) Four PG29 knockouts, four PG21 knockouts and six PG16 knockouts For Use With: VMS1612 and VMS2416
	VMEP16K26 End Plate with Knockouts	For Side Width: 17.32 inches (440 mm) Twenty six PG16 knockouts For Use With: VMS1612 and VMS2416
	VMMB Stainless Steel Mounting Feet	Material: Stainless Steel Package: Set of 4 Direct fitting through corner shafts of the base. Must be installed prior to extension frame or hinge installation.
	VMTG Thumb Screw Insert	Package: Set of 4 pieces For Use With: VMS Series cover screws and hinge screws
	SEDV Small Drain Vent	Material: Polyamide Package: Set of 2 pieces 2 air vents must be mounted per enclosure to ensure sufficient air circulation and prevent condensation water.
	VMSH Hinge Screw	Base must be fixed prior to hinge installation.
	VMUS Universal Support	For Use With: Mounting plates, Front plates, Symmetrical DIN profiles and Mounting rails

	VMDP08 Symmetrical DIN Profile	For Side Width: 8.66 inches (220 mm) Supplied with two universal supports
	VMDP12 Symmetrical DIN Profile	For Side Width: 12.60 inches (320 mm) Supplied with two universal supports
	VMDP16 Symmetrical DIN Profile	For Side Width: 17.32 inches (440 mm) Supplied with two universal supports
	VMMR08 Mounting Rail	For Side Width: 8.66 inches (220 mm) To fit connection terminal blocks Supplied with two universal supports
	VMMR12 Mounting Rail	For Side Width: 12.60 inches (320 mm) To fit connection terminal blocks Supplied with two universal supports
	VMMR16 Mounting Rail	For Side Width: 17.32 inches (440 mm) To fit connection terminal blocks Supplied with two universal supports
	VMPP08 Partition Plate	For Side Width: 8.66 inches (220 mm) For full compartmentalization of VMS bases
	VMPP12 Partition Plate	For Side Width: 12.60 inches (320 mm) For full compartmentalization of VMS bases
	VMPP16 Partition Plate	For Side Width: 17.32 inches (440 mm) For full compartmentalization of VMS bases
	VMCK Coupling Key	For base coupling
	VMCS Coupling Set	Couples two 8.66 inches (220 mm) side to a 17.32 inches (440 mm) side. Mounting hardware included
	VMCAE12 Cable Entry	For Side Width: 12.60 inches (320 mm) Maximum cable diameter: 2.95 inches (75 mm) Allows entry of up to two cables
	VMCAE16 Cable Entry	For Side Width: 17.32 inches (440 mm) Maximum cable diameter: 2.95 inches (75 mm) Allows entry of up to three cables
	VMCAS12 Cable Stress Release	For Side Width: 12.60 inches (320 mm) Maximum cable diameter: 2.95 inches (75 mm) Includes two cable clamps
	VMCAS16 Cable Stress Release	For Side Width: 17.32 inches (440 mm) Maximum cable diameter: 2.95 inches (75 mm) Includes two cable clamps
	VMCAC Cable Clamps	Package: Set of two Maximum cable diameter: 2.95 inches (75 mm)
	VMBR12 Cable Bridge	For Side Width: 12.60 inches (320 mm) For large cross section cables
	VMBR16 Cable Bridge	For Side Width: 17.32 inches (440 mm) For large cross section cables

Series 55

configuration options and specifications

Configurations

No Suffix: Opaque cover and four non-metallic corner screws
 CT: Transparent cover and four non-metallic corner screws

Features

- Enclosures are maintenance free and corrosion resistant.
- Bases and covers are constructed of thermoplastic high impact polyphenylene oxide.
- Cover screw holes in corners are outside of the gasketed area.
- Continuous gaskets made of polyurethane foam guarantee optimal integrity.
- All enclosures can be easily modified to customer specifications.
- Designated PG knockouts facilitate conduit entry and coupling.

Applications

The Series 55 enclosures are designed for use as electrical junction boxes, electronic housings, push button stations and many other applications for indoor and outdoor use.

Standards

IEC 60529 (IP66) EN 60529 (IP66)

Approvals

CEBEC



Part Number	Exterior Dimensions H x W x D Inches (mm)	Interior Dimensions H x W x D Inches (mm)	Weight Lbs (kg)	Back Plate Aluminum	Front Plate Non-Metallic	Knockouts (Quantity) Size
S55050	3.50 x 3.50 x 1.64 (89 x 89 x 42)	2.75 x 2.75 x 1.01 (70 x 70 x 26)	.21 (.10)	Not Available	Not Available	Not Available
S55100	4.92 x 4.92 x 2.95 (125 x 125 x 75)	4.17 x 4.17 x 2.32 (106 x 106 x 59)	.43 (.20)	BP100A	Not Available	(5) PG16/21
S55200	6.89 x 6.89 x 3.74 (175 x 175 x 95)	6.14 x 6.14 x 3.11 (156 x 156 x 79)	.83 (.38)	BP200A	FP200	(6) PG16/21 (5) PG 21/29
S55300	8.86 x 6.89 x 3.74 (225 x 175 x 95)	8.11 x 6.14 x 3.11 (209 x 156 x 79)	1.38 (.63)	BP300A	FP300H FP300V	(8) PG 21 (6) PG 21/29












Transparent Cover

S55200C	6.89 x 6.89 x 3.74 (175 x 175 x 95)	6.14 x 6.14 x 3.11 (156 x 156 x 79)	.83 (.38)	BP200A	FP200	(6) PG16/21 (5) PG 21/29
S55300C	8.86 x 6.89 x 3.74 (225 x 175 x 95)	8.11 x 6.14 x 3.11 (209 x 156 x 79)	1.38 (.63)	BP300A	FP300H FP300V	(8) PG 21 (6) PG 21/29

Part Number	Dimensions	Material	Thickness	Weight	Enclosure
	H x W Inches (mm)		Inches (mm)	Lbs (kg)	Range
BP100A	3.48 x 3.48 (88 x 88)	Aluminum	.08 (2)	.09 (.04)	S55100
BP200A	5.56 x 5.56 (141 x 141)	Aluminum	.08 (2)	.21 (.1)	S55200
BP300A	7.50 x 5.56 (191 x 141)	Aluminum	.08 (2)	.29 (.13)	S55300

Series 55 Front Plates

FP200	6.38 x 6.38 (162 x 162)	Non-Metallic	.1875 (4.8)	.07 (.03)	S55200
FP300H	6.38 x 8.38 (162 x 213)	Non-Metallic	.1875 (4.8)	.18 (.08)	S55300
FP300V	8.38 x 6.38 (213 x 162)	Non-Metallic	.1875 (4.8)	.25 (.11)	S55300

CTS-100 Terminal Block 	<table border="1"> <thead> <tr> <th>Terminal</th> <th>Max Wire / Terminal (AWG)</th> <th>Max Wire / Terminal (mm²)</th> <th>Max Amp / Terminal</th> </tr> </thead> <tbody> <tr><td>1</td><td>12</td><td>4</td><td>20</td></tr> <tr><td>2</td><td>12</td><td>4</td><td>20</td></tr> <tr><td>3</td><td>12</td><td>4</td><td>20</td></tr> <tr><td>4</td><td>12</td><td>4</td><td>20</td></tr> <tr><td>5</td><td>12</td><td>4</td><td>20</td></tr> </tbody> </table>	Terminal	Max Wire / Terminal (AWG)	Max Wire / Terminal (mm ²)	Max Amp / Terminal	1	12	4	20	2	12	4	20	3	12	4	20	4	12	4	20	5	12	4	20			
Terminal	Max Wire / Terminal (AWG)	Max Wire / Terminal (mm ²)	Max Amp / Terminal																									
1	12	4	20																									
2	12	4	20																									
3	12	4	20																									
4	12	4	20																									
5	12	4	20																									
CTS-200 Terminal Block 	<table border="1"> <thead> <tr> <th>Terminal</th> <th>Max Wire / Terminal (AWG)</th> <th>Max Wire / Terminal (mm²)</th> <th>Max Amp / Terminal</th> </tr> </thead> <tbody> <tr><td>1</td><td>10 or 8 or 6</td><td>6 or 10 or 16</td><td>30 or 40 or 55</td></tr> <tr><td>2</td><td>10 or 8 or 6</td><td>6 or 10 or 16</td><td>30 or 40 or 55</td></tr> <tr><td>3</td><td>10 or 8 or 6</td><td>6 or 10 or 16</td><td>30 or 40 or 55</td></tr> <tr><td>4</td><td>10 or 8</td><td>6 or 10</td><td>30 or 40</td></tr> <tr><td>5</td><td>10</td><td>6</td><td>30</td></tr> </tbody> </table>	Terminal	Max Wire / Terminal (AWG)	Max Wire / Terminal (mm ²)	Max Amp / Terminal	1	10 or 8 or 6	6 or 10 or 16	30 or 40 or 55	2	10 or 8 or 6	6 or 10 or 16	30 or 40 or 55	3	10 or 8 or 6	6 or 10 or 16	30 or 40 or 55	4	10 or 8	6 or 10	30 or 40	5	10	6	30			
Terminal	Max Wire / Terminal (AWG)	Max Wire / Terminal (mm ²)	Max Amp / Terminal																									
1	10 or 8 or 6	6 or 10 or 16	30 or 40 or 55																									
2	10 or 8 or 6	6 or 10 or 16	30 or 40 or 55																									
3	10 or 8 or 6	6 or 10 or 16	30 or 40 or 55																									
4	10 or 8	6 or 10	30 or 40																									
5	10	6	30																									
CTL Single Terminal Lug 	<table border="1"> <thead> <tr> <th>Number of Wires</th> <th>Max Wire / Terminal (AWG)</th> <th>Max Wire / Terminal (mm²)</th> <th>Max Amp</th> </tr> </thead> <tbody> <tr><td>5</td><td>10</td><td>6</td><td>150</td></tr> <tr><td>4</td><td>8</td><td>10</td><td>160</td></tr> <tr><td>3</td><td>6</td><td>16</td><td>165</td></tr> </tbody> </table>	Number of Wires	Max Wire / Terminal (AWG)	Max Wire / Terminal (mm ²)	Max Amp	5	10	6	150	4	8	10	160	3	6	16	165											
Number of Wires	Max Wire / Terminal (AWG)	Max Wire / Terminal (mm ²)	Max Amp																									
5	10	6	150																									
4	8	10	160																									
3	6	16	165																									
DIN200 DIN Rail 	Material: Aluminum Length: 5.625 inches (143 mm) Mounts directly to the base of enclosures.																											
DIN300 DIN Rail 	Material: Aluminum Length: 7.5 inches (191 mm) Mounts directly to the base of enclosures.																											
EG-16 Rubber Egress Gland 	PG 16 cable gland Hole size: .91 inches (23 mm) Max wire size: 5 AWG (18 mm ²)																											
EG-21 Rubber Egress Gland 	PG 21 cable gland Hole size: 1.14 inches (29 mm) Max wire size: 4 AWG (24 mm ²)																											
EG-29 Rubber Egress Gland 	PG 29 cable gland Hole size: 1.50 inches (38 mm) Max wire size: 3 AWG (32 mm ²)																											
C-50 Non-Metallic Connectors 	PG 16 connector Material: Chloroprene rubber Mounting hole size: .839 inches (21 mm) Wire range: 5 AWG (.197") to 0000 AWG (.472") Standards: UL Recognized, UL Listed, CSA Certified, CE Marked																											
C-100 Non-Metallic Connectors 	PG 21 connector Material: Polyamide Mounting hole size: 1.14 inches (29 mm) (PG 21) Max wire size: 4 AWG (24 mm ²)																											
C-101 Non-Metallic Connectors 	PG 29 connector Material: Polyamide Mounting hole size: 1.50 inches (38 mm) Max wire size: 4 AWG (24 mm ²)																											

Flex-O-Box

configuration options and specifications

Configurations

- Snap on cover
- Optional stainless steel cover screws

Features

- Enclosures are maintenance free and corrosion resistant.
- Bases and covers are constructed of thermoplastic that can withstand continuous temperatures 23°F to 140°F (-5°C to 60°C).
- Resistant to 1202°F (650°C) incandescent wire.
- Designated PG holes with flexible glands facilitate wire and cable entry.

Applications

The Flex-O-Box enclosures are designed for use as electrical junction boxes for indoor and outdoor use.

Standards

IEC 60529 (IP65)

EN 60529 (IP65)



Approvals

CEBEC: NBN C68-685-2-0

CEBEC: NBN C68-685-1

KEMA: EN / IEC 670

CE



FB442 4.33 x 4.33 x 1.93 (H x W x D) Weight: ? Lbs	Exterior Dimensions: inches (mm)		Interior Dimensions: inches (mm)	Weight: lbs	Knockouts
	4.33 x 4.33 x 1.93		2.75 x 2.75 x 1.01	.24	7 x .79" (PG 16) sides
	(110 x 110 x 49)		(70 x 70 x 26)	(.11)	2 x .79" (PG 16) base



Terminal	Max Wire / Terminal (AWG)	Max Wire / Terminal (mm ²)	Max Amp / Terminal
1	16 or 14 or 12 or 10 or 8	1.5 or 2.5 or 4 or 6 or 10	40
2	16 or 14 or 12 or 10 or 8	1.5 or 2.5 or 4 or 6 or 10	40
3	16 or 14 or 12	1.5 or 2.5 or 4	20
4	16 or 14	1.5 or 2.5	
5	16	1.5	



Terminal	Max Wire / Terminal (AWG)	Max Wire / Terminal (mm ²)	Max Amp / Terminal
1	16 or 14 or 12 or 10	1.5 or 2.5 or 4 or 6	30
2	16 or 14 or 12 or 10	1.5 or 2.5 or 4 or 6	30
3	16 or 14 or 12	1.5 or 2.5 or 4	20
4	16 or 14	1.5 or 2.5	
5	16	1.5	



PG 16 cable seal
 Material: Polyamide
 Max wire size: 5 AWG (18 mm²)




PG 16 connector
 For use with: 5/8 inch conduit



PG 16 connector
 For use with: 3/4 inch conduit



PG 16 hole plug



Optional stainless steel cover screws to support the cover to the base.

Pedestals

configuration options and specifications

Configurations

- V:** Ventilated
- NV:** Not ventilated
- FRP:** Fiberglass reinforced polyester
- AP:** Anti-poster surface
- DC:** Two compartments
- A:** Standard depth
- C:** Extended depth

Features



- Enclosures are maintenance free and corrosion resistant.
- Constructed of either fiberglass reinforced polyester (non-ventilated) or thermoplastic polymer (ventilated) that can withstand continuous temperatures from -31°F to 257°F (-35°C to 125°C).

Applications

The Pedestal enclosures are designed for use as distribution centers for power supply units, CATV, telecommunications and natural gas.

Standards

IEC 60439-5	EN 60439-5	All versions
IEC 60529 (IP23)	EN 60529 (IP23)	EH1 non-ventilated
IEC 60529 (IP43)	EN 60529 (IP43)	EH1 ventilated
IEC 60529 (IP44)	EN 60529 (IP44)	EH2, EH3, EHGD
IEC 60529 (IP54)	EN 60529 (IP54)	EH6
IEC 62262 (IK09)	EN 62262 (IK09)	EH1 thermoplastic
IEC 62262 (IK10)	EN 62262 (IK10)	EH1 FRP, EH2, EH3, EHGD, EH6



EH1	176
EH2	178
EH3	180
EHGD	182
EH6	184
Bases	186
Back Plates	187



Configurations

V: Ventilated

NV: Not ventilated

FRP: Fiberglass reinforced polyester

Features

- Enclosures are maintenance free and corrosion resistant.
- Pedestal hoods are constructed of either fiberglass reinforced polyester (non-ventilated) or thermoplastic polymer (ventilated) that can withstand continuous temperatures from -31°F to 257°F (-35°C to 125°C).
- Bases are constructed of high density polyethylene (HDPE) that can withstand continuous ground temperatures from -58°F (-50°C).
- Upper portion of the base functions as a mounting plate for equipment.

Applications

The Pedestal enclosures are designed for use as distribution centers for CATV, telecommunications and natural gas.

Standards

IEC 60439-5
IEC 60529 (IP23) - non-ventilated
IEC 60529 (IP43) - ventilated
IEC 62262 (IK09) - thermoplastic
IEC 62262 (IK10) - FRP

EN 60439-5
EN 60529 (IP23) - non-ventilated
EN 60529 (IP43) - ventilated
EN 62262 (IK09) - thermoplastic
EN 62262 (IK10) - FRP



Part Number	Exterior Dimensions H x W x D Inches (mm)	Interior Dimensions H x W x D Inches (mm)	Weight Lbs (kg)	Back Plate N: Non-Metallic	Burial Depth Inches (mm)
EH1/V	29.53 x 15.04 x 10.67 (750 x 382 x 271)	11.14 x 10.31 x 5.12 (283 x 262 x 130)	10 (4.54)	Not Available	11.22 (285)
EH1/V-FRP	29.53 x 15.04 x 10.67 (750 x 382 x 271)	11.14 x 10.31 x 5.12 (283 x 262 x 130)	10 (4.54)	Not Available	11.22 (285)
EH1/NV-FRP	29.53 x 15.04 x 10.67 (750 x 382 x 271)	11.14 x 10.31 x 5.12 (283 x 262 x 130)	10 (4.54)	Not Available	11.22 (285)

Configurations

Features


- Enclosures are maintenance free and corrosion resistant.
- Constructed of fiberglass reinforced polyester that can withstand continuous temperatures from -31°F to 257°F (-35°C to 125°C).
- Hinged top opens 90° for full access.
- Front cover removes completely.

Applications

The Pedestal enclosures are designed for use as distribution centers for CATV, telecommunications and natural gas.

Standards

- IEC 60439-5
- IEC 60529 (IP44)
- IEC 62262 (IK10)
- EN 60439-5
- EN 60529 (IP44)
- EN 62262 (IK10)



Part Number	Exterior Dimensions H x W x D Inches (mm)	Interior Dimensions H x W x D Inches (mm)	Weight Lbs (kg)	Back Plate N: Non-Metallic	Burial Depth Inches (mm)
EH2/1117	43.19 x 17.05 x 9.45 (1097 x 433 x 240)	10.47 x 15.04 x 8.58 (266 x 382 x 218)	28 (12.7)	BP2-1117	20.08 (510)
EH2/2017	53.03 x 17.05 x 9.45 (1347 x 433 x 240)	20.32 x 15.04 x 8.58 (516 x 382 x 218)	34 (15.42)	BP2-2017	20.08 (510)
EH2/3117	63.86 x 17.05 x 9.45 (1622 x 433 x 240)	31.14 x 15.04 x 8.58 (791 x 382 x 218)	40 (18.14)	BP2-3117	20.08 (510)
EH2/4117	74.65 x 17.05 x 9.45 (1896 x 433 x 240)	31.14 x 15.04 x 8.58 (791 x 382 x 218)	50 (22.68)	BP2-3117	20.08 (510)

Configurations

No Suffix: Smooth surface
AP: Anti-poster surface
DC: Two compartments

Features


- Enclosures are maintenance free and corrosion resistant.
- Constructed of fiberglass reinforced polyester that can withstand continuous temperatures from -31°F to 257°F (-35°C to 125°C).
- 3 point latching mechanism with full turn standard handle.
- Hinged door(s) open 180° for full access.

Applications

The Pedestal enclosures are designed for use as distribution centers for power supply units, CATV, telecommunications and natural gas.

Standards

IEC 60439-5
IEC 60529 (IP44)
IEC 62262 (IK10)
EN 60439-5
EN 60529 (IP44)
EN 62262 (IK10)



Part Number	Exterior Dimensions H x W x D Inches (mm)	Interior Dimensions H x W x D Inches (mm)	Weight Lbs (kg)	Back Plate N: Non-Metallic	Base	Burial Depth Inches (mm) *if base is attached
EH3/3523 EH3/3523AP	34.45 x 17.05 x 12.60 (875 x 590 x 320)	31.18 x 20.32 x 6.30 (792 x 516 x 160)	50 (22.68)	BP3-3523	EFP24	26.97 (685)
EH3/3531 EH3/3531AP EH3DC/3531-1	34.45 x 17.05 x 12.60 (875 x 785 x 320)	31.18 x 27.99 x 6.30 (792 x 711 x 160)	60 (27.22)	BP3-3531	EFP31	26.97 (685)
EH3/3544 EH3/3544AP EH3DC/3544-2	34.45 x 17.05 x 12.60 (875 x 1115 x 320)	31.18 x 40.98 x 6.30 (792 x 1041 x 160)	80 (36.29)	BP3-3544	EFP44	26.97 (685)
EH3/3557 EH3/3557AP	34.45 x 17.05 x 12.60 (875 x 1445 x 320)	31.18 x 53.98 x 6.30 (792 x 1371 x 160)	100 (45.36)	BP3-3557	EFP57	26.97 (685)
EH3/4423AP	44.29 x 17.05 x 12.60 (1125 x 590 x 320)	41.02 x 20.32 x 6.30 (1042 x 516 x 160)	60 (27.22)	BP3-4423	EFP24	26.97 (685)
EH3/4431AP	44.29 x 17.05 x 12.60 (1125 x 785 x 320)	41.02 x 27.99 x 6.30 (1042 x 711 x 160)	70 (31.75)	BP3-4431	EFP31	26.97 (685)
EH3/4444AP	44.29 x 17.05 x 12.60 (1125 x 1115 x 320)	41.02 x 40.98 x 6.30 (1042 x 1041 x 160)	90 (40.82)	BP3-4444	EFP44	26.97 (685)
EH3/4457AP	44.29 x 17.05 x 12.60 (1125 x 1445 x 320)	41.02 x 53.98 x 6.30 (1042 x 1371 x 160)	110 (49.9)	BP3-4457	EFP57	26.97 (685)

Configurations

- A: Standard depth
- C: Extended depth

Features

- Enclosures are maintenance free and corrosion resistant.
- Constructed of fiberglass reinforced polyester that can withstand continuous temperatures from -31°F to 257°F (-35°C to 125°C).
- 3 point latching mechanism with full turn standard handle.
- Hinged door(s) open 180° for full access.
- Hinges and door(s) can be removed for unrestricted access.
- Anti-poster surface.

Applications

The Pedestal enclosures are designed for use as distribution centers for power supply units, CATV, telecommunications and natural gas.

Standards

- IEC 60439-5
- IEC 60529 (IP44)
- IEC 62262 (IK10)
- EN 60439-5
- EN 60529 (IP44)
- EN 62262 (IK10)



Part Number	Exterior Dimensions H x W x D Inches (mm)	Interior Dimensions H x W x D Inches (mm)	Weight Lbs (kg)	Back Plate N: Non-Metallic	Base	Burial Depth Inches (mm) *if base is attached
EHGD/3427A	34.45 x 26.61 x 16.69 (875 x 676 x 424)	28.94 x 19.69 x 9.84 (735 x 500 x 250)	50 (22.68)	BPGD-3427	EFPGD27A	26.97 (685)
EHGD/3434A	34.45 x 34.29 x 16.69 (875 x 871 x 424)	28.94 x 27.36 x 9.84 (735 x 695 x 250)	60 (27.22)	BPGD-3434	EFPGD34A	26.97 (685)
EHGD/3447A	34.45 x 47.24 x 16.69 (875 x 1200 x 424)	28.94 x 40.35 x 9.84 (735 x 1025 x 250)	80 (36.29)	BPGD-3447	EFPGD47A	26.97 (685)
EHGD/4427C	44.29 x 26.61 x 26.61 (1125 x 676 x 676)	38.78 x 19.69 x 19.69 (985 x 500 x 500)	60 (27.22)	BPGD-4427	EFPGD27C	26.97 (685)
EHGD/4434C	44.29 x 34.29 x 26.61 (1125 x 871 x 676)	38.78 x 27.36 x 19.69 (985 x 695 x 500)	70 (31.75)	BPGD-4434	EFPGD34C	26.97 (685)
EHGD/4447C	44.29 x 47.24 x 26.61 (1125 x 1200 x 676)	38.78 x 40.35 x 19.69 (985 x 1025 x 500)	90 (40.82)	BPGD-4447	EFPGD47C	26.97 (685)

Configurations

Features

- Enclosures are maintenance free and corrosion resistant.
- Constructed of fiberglass reinforced polyester that can withstand continuous temperatures from -31°F to 257°F (-35°C to 125°C).
- 3 point latching mechanism with integrated handle.
- Hinged door open 180° for full access.

Applications












The Pedestal enclosures are designed for use as distribution centers for power supply units, CATV, telecommunications and natural gas.

Standards

- IEC 60439-5
- IEC 60529 (IP54)
- IEC 62262 (IK10)
- EN 60439-5
- EN 60529 (IP54)
- EN 62262 (IK10)



Part Number	Exterior Dimensions H x W x D Inches (mm)	Interior Dimensions H x W x D Inches (mm)	Weight Lbs (kg)	Back Plate N: Non-Metallic	Base	Burial Depth Inches (mm) *if base is attached
EH6/3219	32.68 x 18.50 x 12.60 (830 x 470 x 320)	29.53 x 14.80 x 10.24 (750 x 376 x 260)	35 (15.88)	BP6/3219	EFP19	26.97 (685)
EH6/3224	32.68 x 23.82 x 12.60 (830 x 605 x 320)	29.53 x 20.12 x 10.24 (750 x 511 x 260)	40 (18.14)	BP6/3224	EFP24	26.97 (685)
EH6/3232	32.68 x 31.50 x 12.60 (830 x 800 x 320)	29.53 x 27.80 x 10.24 (750 x 706 x 260)	45 (20.41)	BP6/3232	EFP31	26.97 (685)

	Part Number	Dimensions	Weight	Burial Depth	Pedestal
		H x W x D Inches (mm)	Lbs (kg)	Inches (mm) *if base is attached	Range
	EFP19	35.43 x 17.72 x 12.20 (900 x 450 x 310)	25	26.97 (685)	EH6/3219
	EFP24	35.43 x 23.03 x 12.20 (900 x 585 x 310)	30	26.97 (685)	EH3/3523 EH3/3523AP EH3/4423AP EH6/3224
	EFP31	35.43 x 30.71 x 12.20 (900 x 780 x 310)	35	26.97 (685)	EH3/3531 EH3/3531AP EH3DC/3531-1 EH3/4431AP EH6/3232
	EFP44	35.43 x 43.70 x 12.20 (900 x 1110 x 310)	45	26.97 (685)	EH3/3544 EH3/3544AP EH3DC/3544-2 EH3/4444AP
	EFP57	35.43 x 56.30 x 12.20 (900 x 1430 x 310)	65	26.97 (685)	EH3/3557 EH3/3557AP EH3/4457AP
	EFPGD27A	35.43 x 25.39 x 15.47 (900 x 645 x 393)	35	26.97 (685)	EHGD/3427A
	EFPGD34A	35.43 x 32.87 x 15.47 (900 x 835 x 393)	40	26.97 (685)	EHGD/3434A
	EFPGD47A	35.43 x 45.83 x 15.47 (900 x 1164 x 393)	45	26.97 (685)	EHGD/3447A
	EFPGD27C	35.43 x 25.39 x 25.39 (900 x 645 x 645)	45	26.97 (685)	EHGD/4427C
	EFPGD34C	35.43 x 32.87 x 25.39 (900 x 835 x 645)	50	26.97 (685)	EHGD/4434C
	EFPGD47C	35.43 x 45.83 x 25.39 (900 x 1164 x 645)	55	26.97 (685)	EHGD/4447C

Part Number	Dimensions	Material	Thickness	Weight	Enclosure
	H x W Inches (mm)		Inches (mm)	Lbs (kg)	Range
BP2-1117	7.87 x 15.55 (200 x 395)	Non-Metallic	.1875 (4.8)	.77 (.35)	EH2/1117
BP2-2017	17.72 x 15.55 (450 x 395)	Non-Metallic	.1875 (4.8)	1.73 (.78)	EH2/2017
BP2-3117	27.56 x 15.55 (700 x 395)	Non-Metallic	.1875 (4.8)	2.69 (1.22)	EH2/3117 EH2/4117
BP3-3523	26.18 x 19.09 (665 x 485)	Non-Metallic	.1875 (4.8)	2.96 (1.34)	EH3/3523 EH3/3523AP
BP3-3531	26.18 x 26.77 (665 x 680)	Non-Metallic	.1875 (4.8)	4.21 (1.91)	EH3/3531 EH3/3531AP EH3DC/3531-1
BP3-3544	27.76 x 39.37 (705 x 1000)	Non-Metallic	.1875 (4.8)	6.72 (3.05)	EH3/3544 EH3/3544AP EH3DC/3544-2
BP3-3557	27.76 x 52.76 (705 x 1340)	Non-Metallic	.1875 (4.8)	8.90 (4.04)	EH3/3557 EH3/3557AP
BP3-4423	36.02 x 19.09 (915 x 485)	Non-Metallic	.1875 (4.8)	4.10 (1.86)	EH3/4423AP
BP3-4431	36.02 x 26.77 (915 x 680)	Non-Metallic	.1875 (4.8)	5.83 (2.64)	EH3/4431AP
BP3-4444	36.02 x 39.37 (915 x 1000)	Non-Metallic	.1875 (4.8)	8.64 (3.92)	EH3/4444AP
BP3-4457	36.02 x 52.76 (915 x 1340)	Non-Metallic	.1875 (4.8)	11.45 (5.19)	EH3/4457AP
BPGD-3427	26.18 x 19.09 (665 x 485)	Non-Metallic	.1875 (4.8)	2.96 (1.34)	EHGD/3427A
BPGD-3434	26.18 x 26.77 (665 x 680)	Non-Metallic	.1875 (4.8)	4.21 (1.91)	EHGD/3434A
BPGD-3447	27.76 x 39.37 (705 x 1000)	Non-Metallic	.1875 (4.8)	6.72 (3.05)	EHGD/3447A
BPGD-4427	36.02 x 19.09 (915 x 485)	Non-Metallic	.1875 (4.8)	4.10 (1.86)	EHGD/4427C
BPGD-4434	36.02 x 26.77 (915 x 680)	Non-Metallic	.1875 (4.8)	5.83 (2.64)	EHGD/4434C
BPGD-4447	36.02 x 39.37 (915 x 1000)	Non-Metallic	.1875 (4.8)	8.64 (3.92)	EHGD/4447C
BP6/3219	27.68 x 14.17 (703 x 360)	Non-Metallic	.1875 (4.8)	2.35 (1.07)	EH6/3219
BP6/3224	27.68 x 19.49 (703 x 495)	Non-Metallic	.1875 (4.8)	3.36 (1.52)	EH6/3224
BP6/3232	27.68 x 27.17 (703 x 690)	Non-Metallic	.1875 (4.8)	4.54 (2.06)	EH6/3232

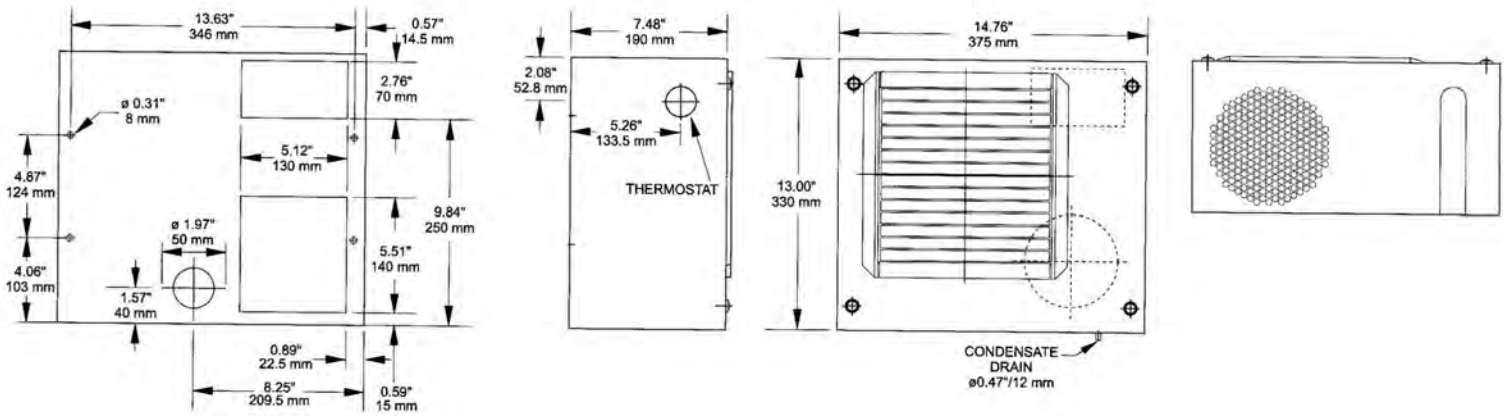


AC1200-115 Air Conditioning Unit	Voltage	Watts	Refrigerant	Current	Line Cord	Exterior Housing	Weight	Protection	Approvals
	110-115V 50-60Hz	350w	R134a	2.2A	8"	Galvanized Steel	40lb	IP54	UR, CUR, CE

Intended for hot spot cooling in smaller enclosures
Separate air circuits maintains dry atmosphere, prevents moist contaminated air from mixing with clean enclosure air. Thermostat controls for energy efficiency, continuous air circulation. Design permits single person installation.
NEMA 12 Rating

AC1200-230 Air Conditioning Unit	Voltage	Watts	Refrigerant	Current	Line Cord	Exterior Housing	Weight	Protection	Approvals
	230V 50-60Hz	350w	R134a	1.3A	8"	Galvanized Steel	40lb	IP54	UR, CUR, CE

Intended for hot spot cooling in larger enclosures
Separate air circuits maintains dry atmosphere, prevents moist contaminated air from mixing with clean enclosure air. Thermostat controls for energy efficiency, continuous air circulation. Design permits single person installation.
NEMA 12 Rating



F1000 Filter Fan	Voltage	Air Delivery*	Filter Density	Filtering Level
	115V	8.8	150	67%

* Air delivery w/ exhaust
High Quality, economically priced method for cooling enclosures. Provides superior forced convection cooling. Slim design permits limited external exposure. Features click & fit design, reusable mat filter.



F2000 Filter Fan	Voltage	Air Delivery*	Filter Density	Filtering Level
	115V	24.7	350	83%


* Air delivery w/ exhaust
High Quality, economically priced method for cooling enclosures. Provides superior forced convection cooling. Slim design permits limited external exposure. Features click & fit design, reusable mat filter.

F2500 Filter Fan	Voltage	Air Delivery*	Filter Density	Filtering Level
	115V	55.9	350	83%

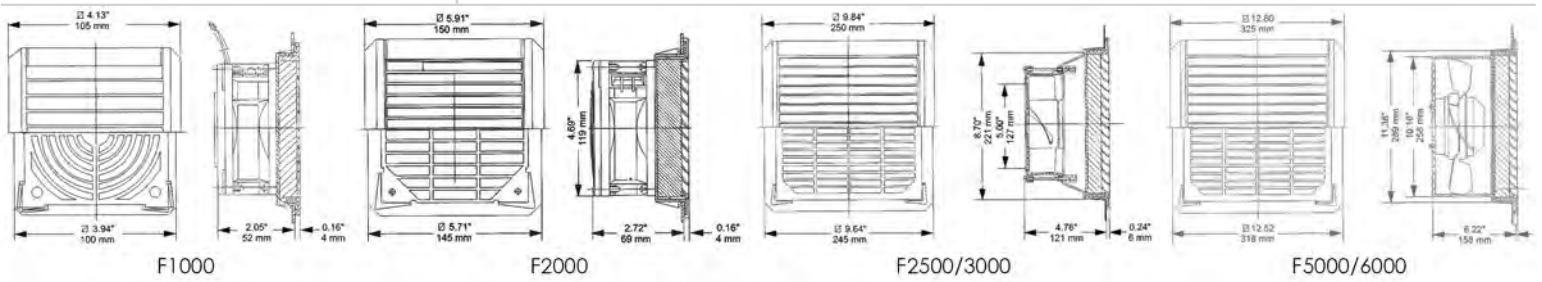

* Air delivery w/ exhaust
High Quality, economically priced method for cooling enclosures. Provides superior forced convection cooling. Slim design permits limited external exposure. Features click & fit design, reusable mat filter.

F3000 Filter Fan	Voltage	Air Delivery*	Filter Density	Filtering Level
	115V	123.6	350	83%


* Air delivery w/ exhaust
High Quality, economically priced method for cooling enclosures. Provides superior forced convection cooling. Slim design permits limited external exposure. Features click & fit design, reusable mat filter.




F5000 Filter Fan	Voltage	Air Delivery*	Filter Density	Filtering Level
	115V	206	350	83%
* Air delivery w/ exhaust High Quality, economically priced method for cooling enclosures. Provides superior forced convection cooling. Slim design permits limited external exposure. Features click & fit design, reusable mat filter.				
F6000 Filter Fan	Voltage	Air Delivery*	Filter Density	Filtering Level
	115V	264.9	350	83%
* Air delivery w/ exhaust High Quality, economically priced method for cooling enclosures. Provides superior forced convection cooling. Slim design permits limited external exposure. Features click & fit design, reusable mat filter.				


TF8000-115 Top Mount Filter Fan	Voltage	Rated Range	Voltage Load	Connected	Dimensions
	115	103-122	95w	50/60Hz	4.33"H x 20.87"W x 13.78"D
Very high airflow. Air is pulled through the enclosure vertically cooling the contained equipment while removing warm air from the upper portion of the enclosure. Ideal for 19" rack applications.					
TF8000-230 Top Mount Filter Fan	Voltage	Rated Range	Voltage Load	Connected	Dimensions
	230	207-244	95w	50/60Hz	4.33"H x 20.87"W x 13.78"D
Very high airflow. Air is pulled through the enclosure vertically cooling the contained equipment while removing warm air from the upper portion of the enclosure. Ideal for 19" rack applications.					



FA1000 Exhaust Filter	Filter Density	Filtering Level (G/M2)	Dimensions	Cutout Dimensions
	150	67%	0.55"H x 4.13"W x 4.13"D	3.62" x 3.62"
Click & fit for rapid installation without screws made from fire retardant polycarbonate. Reusable mat filter. Gaskets are recommended for installation.				



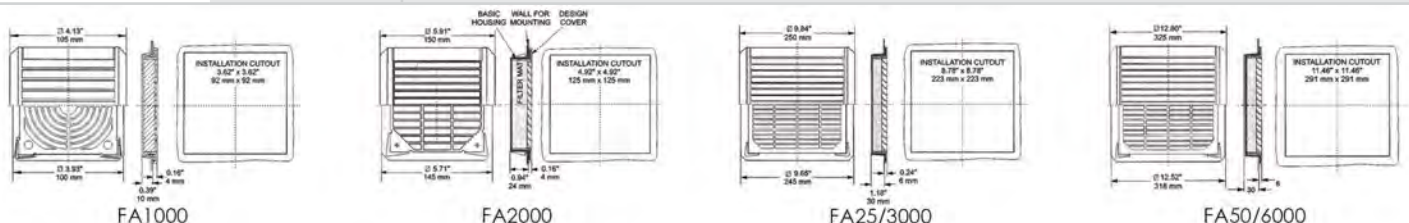
FA2000 Exhaust Filter	Filter Density	Filtering Level (G/M2)	Dimensions	Cutout Dimensions
	350	83%	1.10"H x 5.91"W x 5.91"D	4.92" x 4.92"
Click & fit for rapid installation without screws made from fire retardant polycarbonate. Reusable mat filter. Gaskets are recommended for installation.				



FA25/3000 Exhaust Filter	Filter Density	Filtering Level (G/M2)	Dimensions	Cutout Dimensions
	350	83%	1.42"H x 9.84"W x 9.84"D	8.78" x 8.78"
Click & fit for rapid installation without screws made from fire retardant polycarbonate. Reusable mat filter. Gaskets are recommended for installation.				



FA50/6000 Exhaust Filter	Filter Density	Filtering Level (G/M2)	Dimensions	Cutout Dimensions
	350	83%	1.42"H x 12.80"W x 12.80"D	11.46" x 11.46"
Click & fit for rapid installation without screws made from fire retardant polycarbonate. Reusable mat filter. Gaskets are recommended for installation.				



Semiconductor Control Panel Heater

Features

Designed to protect electronic, pneumatic, hydraulic and mechanical equipment requiring protection from low temperatures, condensation and corrosion. The PTC heater unit will maintain a stable temperature environment within enclosures, allowing critical components to perform with consistent reliability for longer periods.

Installation

Mount unit at or near the bottom of the cabinet. Improved heat dissipation will be achieved by using two or more smaller heaters wired in parallel. If a technical requirement exists for a specific temperature, regardless of the external ambient temperature, a temperature regulator can be installed. It is recommended 2-3" spacing.

Caution

Do not mount on wooden structures.
Avoid placement near heat-sensitive components.

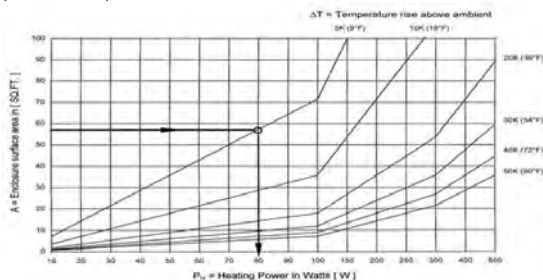
Technical Data

Voltage: AC 110-120 V
Heating Power: see chart
Heating Element: PTC (Positive Temperature Coefficient) self regulating and temperature limiting
Heating Body: Anodized extruded aluminum
Connection: SJT 3 x 18 AWG, Length 20"
Mounting: clip mounting for 1.375" rails
Protection Class: I (test voltage: 1250 V)
Protection: IP 54
Approval: UL recognized



Model	Heating Power (at 68°F)	Surface Temp. (approx.)	Starting Current (approx.)	Dimensions (H x W x D)	Weight (lbs.)
HP45-15 Semiconductor Control Panel Heater	15W	149°F	0.6A	2.6" x 2.8" x 2"	0.66
HP45-30 Semiconductor Control Panel Heater	30W	167°F	1.2A	2.6" x 2.8" x 2"	0.66
HP45-50 Semiconductor Control Panel Heater	50W	194°F	1.5A	5.5" x 2.8" x 2"	1.10
HP45-80 Semiconductor Control Panel Heater	80W	203°F	2.0A	8.7" x 2.8" x 2"	1.76
HP45-100 Semiconductor Control Panel Heater	100W	212°F	3.0A	8.7" x 2.8" x 2"	1.76

The diagram represents a painted, noninsulated fiberglass enclosure mounted in a calm air, building interior. The lowest temperature differential between room temperature and cabinet interior must be 5K+ to prevent humidity and condensation. For outdoor applications, double the heating power requirement.



PH = Power required installed (W)
PV = Existing power from components (W)
 ΔT = Temperature differential (Kelvin) ambient to cabinet interior
A = Free-standing switch cabinet area (SQ. FT.)
k = Heat transmission coefficient (W/SQ. FT. K) convection in quiet air:
Plastic approx. 0.28W/SQ.FT.K
Painted steel approx. 0.51W/SQ.FT.K
Aluminum approx. 1.85W/SQ.FT.K



Heater Fan

Features

Heater-blower with axial fan for ideally forced air circulation
 Compact design
 Quick-clip mounting
 Long service life
 Maintenance free
 Compact heating fan, prevents accumulation of condensation and ensures an even temperature in switch cabinets.

Technical Data

Voltage: AC 110-120 V, 50-60 Hz
 Heating Power: see chart
 Circulation Power: 1,236 ft³/h (35 m³/h) free blowing
 Axial Fan: Ball bearing. Life expectancy: 30,000 hrs. at 68° F (20°C) ambient temperature
 Heating Element: Micanite with fail-safe thermostat
 Heating Body: Anodized, extruded aluminum in black color
 Connection: 3-pole terminal for AWG 12
 Mounting: Clip mounting for 1.375" rails (35 mm DIN)
 Protection Class: I
 Protection: IP 20
 Approvals: UL and C-UL (recognized)

HF250 Heater Fan	Heating Power	Surface Temp. (max.)	Current (approx.)	Dimensions (H x W x D)	Weight (lbs.)
	250W	167°F (75°C)	2.2 A	3.15" x 3.15" x 7"	2.1
HF400 Heater Fan	Heating Power	Surface Temp. (max.)	Current (approx.)	Dimensions (H x W x D)	Weight (lbs.)
	400W	167°F (75°C)	3.5 A	3.15" x 3.15" x 9.76"	2.9



Heating Attachment

Features

Flat heater surface combined with an axial fan produces optimum forced convection of hot air.
 The heating attachment in combination with the axial fan ensures an optimum heat distribution. In case of fan breakdown, overheating will be prevented by a failsafe thermostat.
 Temperature-limiting
 Compact design

Technical Data

Voltage: AC 115 V, 50-60 Hz
 Heating Power: see chart
 Heating Body: Anodized extruded aluminum
 Connection: 3-pole terminal for AWG 15 (1.5 mm²)
 Protection: IP 54
 Approvals: UL (recognized)

HA200-115 Heating Attachment	Heating Power	Current (approx.)	Dimensions (H x W x D)	Weight (lbs.)
	200 W	1.75 A	6.3" x 4.7" x 1"	1.1
HA200-230 Heating Attachment	Heating Power	Current (approx.)	Dimensions (H x W x D)	Weight (lbs.)
	200 W	0.9 A	6.3" x 4.7" x 1"	1.1

Thermostat

Features

Easy installation
 Wide adjustment range
 Small dimensions

Thermostat NC for the control of heaters/Thermostat NO for the control of filter ventilators, or for switching signal transmitters in the case of overheating.

Applications

Air temperature control and monitoring in switch-gear cabinets
 Heaters, filter ventilators, heat exchangers, signal transmitters

Technical Data

Sensor element: thermostatic bi-metal
 Adjustment range: 30 - 140° F, switching difference approx. 4 K
 Noise suppression: "N" (acc. to VDE 0875)
 Connections: 2-pole terminal for AWG 14 (0.04 in2)
 Mounting: clip mounting for 1.375" rails (35 mm DIN)
 Housing: plastic UL 94 VO
 Protection: IP 30
 Approval: UL and C-UL (recognized)



VESNC Normally Closed Thermostat	Contact Type	Switching Capacity	Dimensions (H x W x D)	Weight (oz.)
	NC quick-acting contact	NC: 15 A (1) AC 120 V	2.4" x 1.3" x 1.4"	1.27
VESNO Normally Closed Thermostat	Contact Type	Switching Capacity	Dimensions (H x W x D)	Weight (oz.)
	NO quick-acting contact	NO: 15 A (1) AC 120 V	2.4" x 1.3" x 1.4"	1.27

Part Number: MFR-012

Humidity Control

Features

Designed for the control of heaters to increase the dew point at critical humidities of 65% RH or higher. This will decrease condensation; thus preventing corrosion and greatly extending the life expectancy of components.

Applications

Control panels and enclosures
 ATM machines
 Tool cabinets
 Control systems
 Indicator panels



Technical Data

Adjustment range: 35 - 100% RH
 Tolerance: + 3% RH
 Hysteresis: approx. 4% RH (at 50% RH)
 Permittable temperature: 32 - 140° F (0-60° C)
 Type of contact: change-over
 Maximum switching capacity: AC 230 V/5 A (resistive load), AC 230 V/0.2 A (inductive load), DC 50 V/1A (inductive load)
 Minimum load: AC/DC 20 V . 100 mA
 Service life/Life expectancy: 50,000 cycles (at AC 230 V / 5 A)
 Sensing element: synthetic fibers
 Protection: IP 20
 Noise suppression: "N" (acc. to VDE 0875)
 Connections: 4-pole terminal, 2.5 mm²
 Mounting: clip mounting for 1.375" rails (35 mm DIN Rails) (EN50022)
 Dimensions: 2.64" x 1.97" x 1.5"
 Housing: plastic UL 94 VO
 Weight: 0.22 lb. (0.1 kg)
 Approval: UL recognized

Part Number: ETHC-115

Electronic Humidity Control and Temperature Controller

Features

Electronic temperature controller and humidity controller for the independent detection of relative humidity and temperature. Temperature and humidity are independently adjustable
 High-switching capacity
 Optical indication of function
 The electronic temperature controller and hygrostat detects the set temperature and humidity of the ambient air, switching resistive and inductive loads (e.g. heating or cooling appliances).



Technical Data

Temperature range: 32 - 140° F (0-60° C)
 Hysteresis: approximately 2K
 Humidity range: 50-90% relative humidity, adjustable
 Response time: approximately 160 seconds
 Connected voltage: 115 V/50-60 Hz
 Relay output: change-over contact, AC 8 A (4) 115 V, DC 0,5 A/100 V
 DC 8 A/12 V, DC 5 A/35 V
 Service life: 10⁵ cycles
 Optical indication of function: LED
 Mounting: clip mounting for 35 mm DIN and EN50022 rails
 Housing: plastic UL 94VO
 Dimensions: 2" x 2.65" x 1.7"
 Mounting: clip mounting for 1.375" rails (35 mm DIN Rails) (EN50022)
 Dimensions: 2.64" x 1.97" x 1.5"
 Weight: 0.3 lb.
 Weight: 0.22 lb. (0.1 kg)
 Protection: IP 30

Carlton		Vynckier					
C2016A4	AN2016	HE12105	VJ1210W	HH21C9C	A12-2424E1CTH		
C2016B4	AN2016	HE1210C	CVJ1210W	HH21D9	AN2820		
C2016C4	AN2820	HE14114	VJ1412W	HH21D9C	ANG2820		
C2420A4	AN2820	HE1411C	CVJ1412W	HH7A7	A31-1207E1H		
C2420B4	AN2820	HE432	VM433	HH7A7C	A31-1207E1DT		
C2420C4	AN2820	HL40402	PS4040A	HL2020	PS2030A		
C3024A4	AN3325	HL40502	PS4050/2A	HL2030	PS2030A		
C3024B4	AN3325	HL5020	PS5030A	HL3020	PS3020A		
C3024C4	AN3325	HL50202	PS5030A	HL3030	PS3030A		
CC1085	CVJ1008HW	HL5030	PS5030A	HL3040	PS3040A		
CC12106	CVJ1210HW	HL50302	PS5030A	HL30402	PS3040A		
CC14126	CVJ1412HW	HL5040	PS5040/2A	HL30502	PS5030A		
CC16147	CVJ1614HW	HE432C	VM533CT	HL4020	PS4030A		
CC665	CVJ606HW	HE443	VM553	HL40202	PS4030A		
CC863	CVJ806HW	HE443C	VM553CT	HL4030	PS4030A		
CJ1085	VJ1008HW	HE533	VM533	HL40302	PS4050A		
CJ12106	RVJ1210HW	HE533C	VM533C	HL4040	PS4040A		
CJ14126	RVJ1412HW	HE743	VM753	NC1086	RVJB1008W		
CJ16147	RVJ1614HW	HE743C	VM753CT	NC12106	RVJB1210W		
CJ665	VJ606HW	HE974	VJ1008W	NC12126	RVJB1412W		
CJ863	VJ806HW	HE947C	CVJ1008W	NC14126	RVJ1412W		
CP100N	VM433	HEH119	CVJ1210W	NC16146	RVJB1614W		
CP100NB	VM433-PBS1	HH11A7	A41-1212E1H	NC644	CVJ606W		
CP200N	VM733	HH11A7C	A41-1212E1DTH	NC664	CVJ606W		
CP200NB	VM533-PBS2	HH11A9	A41-1212E2H	HL40402	PS4040A		
CP300N	VM933	HH11A9C	A41-1212E2DTH	HL40502	PS4050/2A		
CP300NB	VM733-PBS3	HH11B7	A71-1412E1H	HL5020	PS5030A		
CS1085	VJ1008W	HH11B7C	A71-1412E1DTH	HL50202	PS5030A		
CS12106	RVJ1210W	HH11B9C	A71-1412E2DTH	HL5030	PS5030A		
CS14126	RVJ1412W	HH11B9C	A71-1412E2H	HL50302	PS5030A		
CS16147	RVJ1614W	HH11C7	A81-2212E1H	HL5040	PS5040/2A		
CS665	VJ606W	HH11C7C	A81-2212DTH	HL50402	PS5040/2A		
CS863	VJ806W	HH11C9	A81-2212E1H	HP1612B	AN1612		
CV1085	RVJB1008W	HH11C9C	A81-2212E1CTH	HP2016B	AN2016		
CV12106	RVJB1210W	HH15B7	A11-2414E1H	HP2416C	AN2416		
CV14126	RVJB1412W	HH15B7C	A11-2414DTH	HP3020D	AN2820		
CV16147	RVJB1614W	HH15C7	A11-2414E1H	HP3325D	AN3325		
CV665	CVJ606W	HH15C7C	A11-2414CTH	HS11A7	A41-1212E1		
CV863	CVJ806W	HH15C9	A11-2414E1H	HS11A7C	A41-1212E1CT		
HC1612B	ANG1612	HH15C9C	A11-2414E1CTH	HS11A9	A41-1212E2		
HC2016B	ANG2016	HH15D9	AN2820	HS11A9C	A41-1212E2CT		
HC2416C	ANG2416	HH15D9C	ANG2820	HS11B7	A71-1412E1		
HC3020D	ANG2820	HH21C7	A12-2424E1H	HS11B7C	A71-1412E1CT		
HC3325D	ANG3325	HH21C7C	A12-2424CTH	HS11B9	A71-1412E2		
HE1194	VJ1210W	HH21C9	A12-2424E1H	HS11B9C	A71-1412E2CT		

Carlton	Vynckier				
HS11C7	A81-2212E1	HS11A9C	A41-1212E2CT	NH14126	VJ1412HW
HS11C7C	A81-2212CT	HS11B7	A71-1412E1	NH16146	VJ1614HW
HS11C9	A81-2212E2	HS11B7C	A71-1412E1CT	NH644	VJ606HW
HS11C9C	A81-2212E1CT	HS11B9	A71-1412E2	NH664	VJ606HW
HS15B7	A11-2414E1	HS11B9C	A71-1412E2CT	NH864	VJ806HW
HS15B7C	A11-2414CT	HS11C7	A81-2212E1	NH884	VJ1008HW
HS15C7	A11-2414E1	HS11C7C	A81-2212CT	NI10106	RVJB1210HW
HS15C7C	A11-2414CT	HS11C9	A81-2212E2	NI1084	CVJ1008HW
HS15C9	A11-2414E2	HS11C9C	A81-2212E1CT	NI1086	RVJB1008HW
HS15C9C	A11-2414E1CT	HS15B7	A11-2414E1	NI12106	RVJB1210HW
HS15D9	AN2820	HS15B7C	A11-2414CT	NI12126	RVJB1412HW
HS15D9C	ANG2820	HS15C7	A11-2414E1	NI14126	RVJB1412HW
HS21C7	A12-2424E1	HS15C7C	A11-2414CT	NI16146	RVJB1614HW
HS21C7C	A12-2424CT	HS15C9	A11-2414E2	NI644	CVJ606HW
HS21C9	A12-2424E2	HS15C9C	A11-2414E1CT	NI664	CVJ606HW
HS21D9	AN2820	HS15D9	AN2820	NI864	CVJ806HW
HS21D9C	ANG2820	HS15D9C	ANG2820	NI884	CVJ1008HW
HS7A7	A31-1207E1	HS21C7	A12-2424E1	NJ10106	VJ1210HW
HS7A7C	A31-1207E1CT	HS21C7C	A12-2424CT	NJ1084	VJ1008HW
J1085P	VJ1008HW 9PB	HS21C9	A12-2424E2	NJ1086	RVJ1210HW
J1085W	VJB1008HW	HS21D9	AN2820	NJ12106	RVJ1210HW
J12106P	RVJ1210HW 12PB	HS21D9C	ANG2820	NJ12126	RVJ1412HW
J12106W	RVJB1210HW	HS7A7	A31-1207E1	NJ14126	RVJ1412HW
J14126P	RVJ1412HW 20PB	HS7A7C	A31-1207E1CT	NJ16146	RVJ1614HW
J14126W	RVJB1412HW	J1085P	VJ1008HW 9PB	NJ644	VJ606HW
J16147P	RVJ1614HW 25PB	J1085W	VJB1008HW	NJ664	VJ606HW
J16147W	RVJB1614HW	J12106P	RVJ1210HW 12PB	NJ864	VJ806HW
J665P	VJ606HW 4PB	J12106W	RVJB1210HW	NJ884	VJ1008HW
J665W	VJB606HW	J14126P	RVJ1412HW 20PB	NL10106	RVJ1210HWPL2
NM1084	CVJ1008HWPL1	J1426W	RVJB1412HW	NL1084	VJ1008NHWPL1
NM1086	RVJB1008HWPL1	J16147P	RVJ1614HW 25PB	NL1086	RVJ1008NHWPL1
NM12106	RVJB1210HWPL2	J16147W	RVJB1614HW	NL12106	RVJ1210NHWPL2
NM12126	RVJB1412HWPL2	J665P	VJ606HW 4PB	NL12126	RVJ1210NHWPL2
NM14126	RVJB1412HWPL2	J665W	VJB606HW	NL14126	VJ1412NHWPL2
NM16146	RVJB1614HWPL2	J863P	VJ806HW 6PB	NL16146	VJ1614NHWPL2
NM644	CVJ606HWPL1	J863W	VJP806HW	NL644	VJ606NHWPL1
HL50402	PS5040/2A	NC10106	RVJB1210W	NL664	VJ606NHWPL1
HP1612B	AN1612	NC1084	CVJ1008W	NL864	VJ806NHWPL1
HP2016B	AN2016	NC864	CVJ806W	NL884	VJ1008NHWPL1
HP2416C	AN2416	NC884	CVJ1008W	NM10106	RVJB1210HWPL2
HP3020D	AN2820	NH10106	RVJ1210HW	NM664	CVJ606HWPL1
HP3325D	AN3325	NH1084	VJ1008HW	NM864	CVJ806HWPL1
HS11A7	A41-1212E1	NH1086	RVJ1008HW	NM884	CVJ1008HWPL1
HS11A7C	A41-1212E1CT	NH12106	RVJ1210HW	NP10106	RVJ1210HWPL2
HS11A9	A41-1212E2	NH12126	VJ1412HW	NP1084	VJ1008HWPL1

Carlou	Vynckier
NP1086	RVJ1008HWPL1
NP12106	RVJ1210HWPL2
NP12126	VJ1412HWPL2
NP14126	VJ1412HWPL2
NP16146	VJ1614HWPL2
NP644	VJ606HWPL1
NP664	VJ606HWPL1
NP864	VJ806HWPL1
NP884	VJ806HWPL1
NR10106	RVJB1210HWPL2
NR1084	CVJ1008HWPL1
NR1086	RVJB1008HWPL1
NR12106	RVJB1210HWPL2
NR12126	RVJB1412HWPL2
NR14126	RVJB1412HWPL2
NR16146	RVJB1614HWPL2
NR644	CVJ606HWPL1
NR664	CVJ606HWPL1
NR864	CVJ806HWPL1
NR884	CVJ1008HWPL1
NS10106	RVJ1210W
NS1084	VJ1008W
NS1086	RVJ1008W
NS12106	RVJ1210W
NS12126	RVJ1412W
NS14126	RVJ1412W
NS16146	RVJ1614W
NS644	VJ606W
NS664	VJ606W
NS864	VJ806W
NS884	VJ1008W
NV10106	RVJB1210W
NV1084	CVJ1008W
NV1086	RVJB1008W
NV12106	RVJB1210W
NV12126	RVJB1412W
NV14126	RVJB1412W
NV16146	RVJB1614W
NV644	CVJ606W
NV664	CVJ606W
NV864	CVJ806W
NV884	CVJ1008W

Hoffman	Vynckier
A-1066JFGQRPWR	VJB1008HWPL1
A-1066JFGQRR	VJ1008HWPL1
A-1066JFGR	VJ1008W
A-1086CHQRFQ	VJ1008HWPL1
A-1086CHQRFQW	VJB1008HWPL1
A-24H2416GQRLP	PS3030A
A-30H2406GQRLP	AN3325
A-30H2408GQRLP	AN3325
A-30H2410GQRLP	AN3325
A-30H2412GQRLP	AN3325
Q-181310PCE	VM754
Q-181310PCECC	VM754CT
Q-181313PCE	VM755
Q-181313PCECC	VM755CT
Q-181315ABE	VM755
A-1086CHSCFG	VJ1008W
A-1086CHSCFGW	VJB1008W
A-12106CHQRFQ	VJ1210HWPL2
A-12106CHQRFQW	VJB1210HWPL2
A-12106CHSCFG	VJ1210W
A-12106CHSCFGW	VJB1210W
A-1287JFGQRPWR	VJB1210HWPL2
A-1287JFGQRR	VJ1210HWPL2
A-1287JFGR	VJ1210W
A-14107JFGQRPWR	VJB1412HWPL2
A-14107JFGQRR	VJ1412HWPL2
A-14107JFGR	VJ1412W
A-14128CHQRFQ	VJ1412HWPL2
A-14128CHQRFQW	VJB1412HWPL2
A-14128CHSCFG	VJ1412W
A-14128CHSCFGW	VJB1412W
A-16128JFGQRPWR	VJB1614HWPL2
A-16128JFGQRR	VJ1614HWPL2
A-16128JFGR	VJ1614W
A-16148CHQRFQ	VJ1614HWPL2
A-16148CHQRFQW	VJB1614HWPL2
A-16148CHSCFG	VJ1614W
A-16148CHSCFGW	VJB1614W
A-18149JFGQRPWR	VJB1816HWPL2
A-18149JFGQRR	VJ1816HWPL2
A-18149JFGR	VJ1816W
A-181610CHQRFQ	VJ1816HWPL2
A-181610CHQRFQW	VJB1816HWPL2
A-181610CHSCFG	VJ1816W
A-181610CHSCFGW	VJB1816W

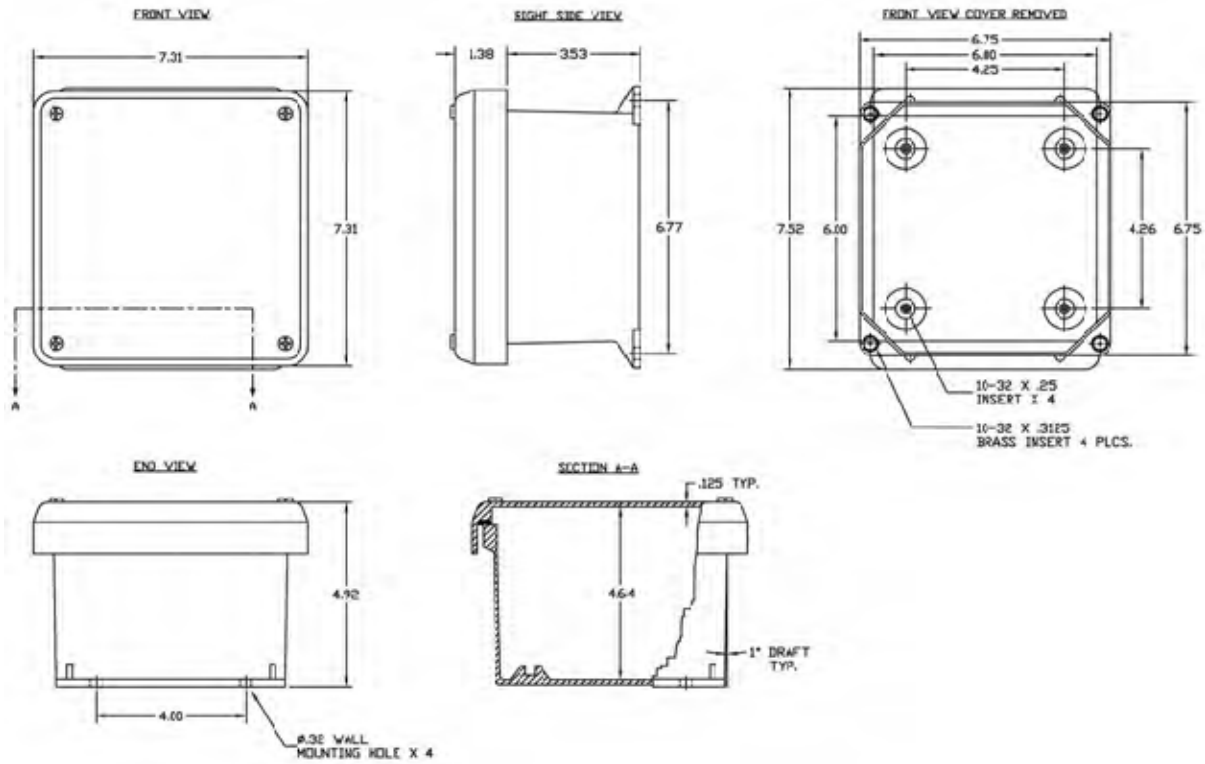
A-20H1606GQRLP	AN2016
A-20H1608GQRLP	AN2016
A-20H1610GQRLP	AN2016
A-20H1612GQRLP	AN2820
A-20H2006GQRLP	AN2416
A-20H2008GQRLP	AN2416
A-20H2010GQRLP	AN2820
A-20H2012GQRLP	AN2820
A-24H2006GQRLP	AN2820
A-24H2008GQRLP	AN2820
A-24H2010GQRLP	AN2416
A-24H2012GQRLP	AN2820
A-24H2016GQRLP	PS3020A
A-24H2408GQRLP	AN3325
A-24H2412GQRLP	AN3325
Q-402013PCI	A71-1412
Q-402013PCICC	A71-1412CT
Q-402018ABI	A71-1412
Q-402018PCI	A71-1412
Q-402018PCICC	A71-1412CT
Q-403013ABI	A51-1912
Q-403013PCI	A51-1912
Q-403018ABI	A81-2212
Q-403018PCI	A81-2212
Q-403018PCICC	A81-2212CT
A-30H2416GQRLP	PS3030A
A-36H3008GQRLP	AN4032
A-36H3012GQRLP	AN4032
A-36H3612GQRLP	PS4040A
A-48H3612GQRLP	PS5040/2A
A-60H3612GQRLP	(2) PS3040 Cop H
A-645JFGQRR	VJ606HWPL1
A-645JFGR	VJ606W
A-664CHQRFQ	VJ606HWPL1
A-664CHQRFQW	VJB606HWPL1
A-664CHSCFG	VJ606W
A-664CHSCFGW	VJB606W
A-845JFGQRR	VJ806HWPL1
A-845JFGR	VJ806W
A-864CHQRFQ	VJ806HWPL1
A-864CHQRFQW	VJB806HWPL1
A-864CHSCFG	VJ806W
A-864CHSCFGW	VJB806W
A-865JFGQRPWR	VJB806HWPL1
A-865JFGQRR	VJ806HWPL1

Hoffman	Vynckier
A-865JFGR	VJ806W
Q-1286PCD	VM533
Q-1286PCDCC	VM533CT
Q-1289PCD	VM533
Q-1289PCDCC	VM533CT
Q-131310ABE	VM534
Q-131310PCE	VM534
Q-131310PCECC	VM534CT
Q-131313PCE	VM554
Q-131313PCECC	VM554CT
Q-13138PCE	VM553
Q-13138PCECC	VM553CT
Q-13810ABE	VM534
Q-13810PCE	VM534
Q-13810PCECC	VM534
Q-13813PCE	VM534
Q-13813PCECC	VM534CT
Q-1388PCE	VM533
Q-1388PCECC	VM533CT
Q-16129PCD	VM753
Q-16129PCDCC	VM753CT
Q-1686PCD	VM733
Q-1689PCD	VM733
Q-1689PCD	VM733
Q-886PCD	VM433
U-U1008030	AN4032
U-U1008030W	ANG4032
U-U504020	AN2016
Q-303018PCICC	A41-1212E1CT
Q-402013ABI	A71-1412
U-U606020	AN3325
U-U606020W	ANG3325
U-U606030	AN3325
U-U606030W	ANG3325
U-U606040	PS3030A
U-U606040W	PSG3030A
U-U756030	AN3325
U-U756030W	ANG3325
U-U756040	PS3030A
U-U756040W	PSG3030A

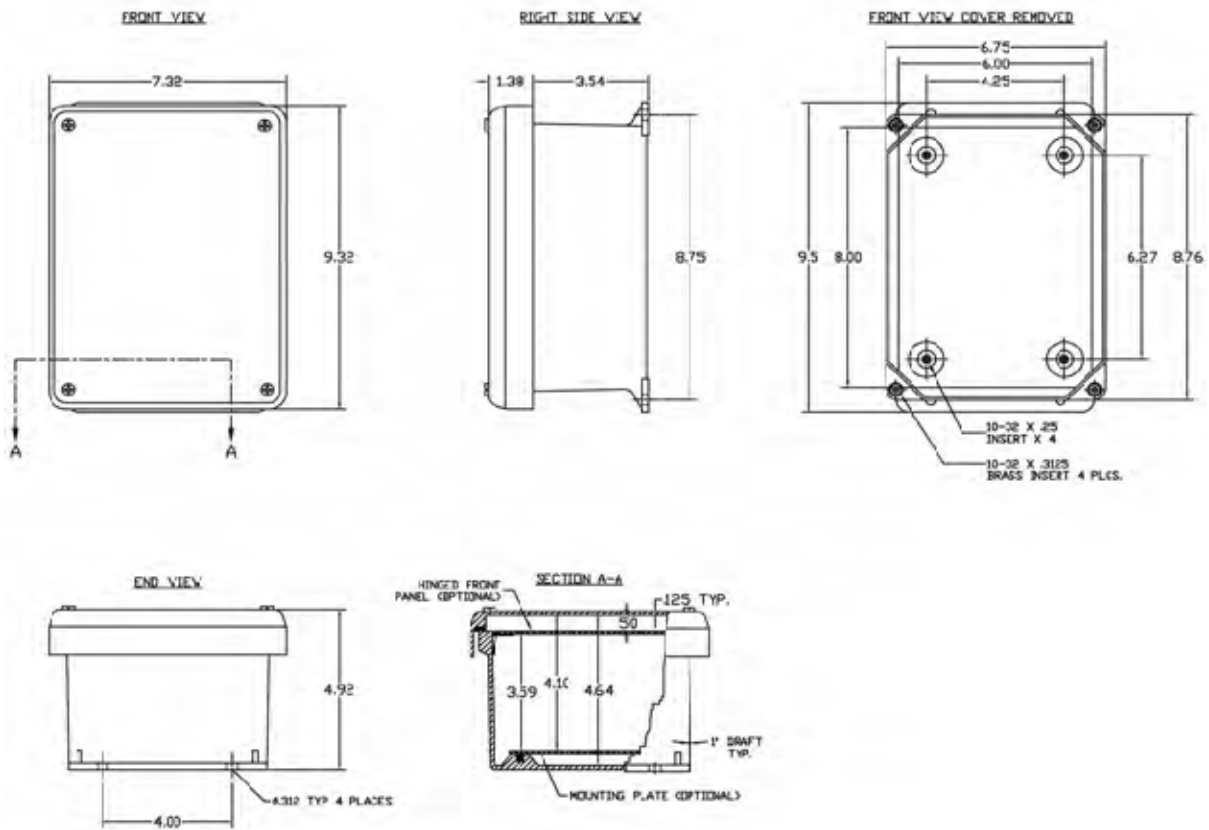
Stahlin	Vynckier
CF1PB	VM433-PBS1
CF1PB22	VM433-PBM1
CF2PB	VM733-PBS2
CF2PB22	VM433-PBM2
CF332	VM433
CF3PB	VM933-PBS3
CF3PB22	VM733-PBM3
CF4PB	VM775-PBS4
CF4PB22	VM933-PBM4
CF532	VM533
CF644	VM733
CF6PB22	VM755-PBM6
CF832	VM933
CF844	VM933
CF932	VM933
F12PBW	VJ1008PB12
F16PBW	VJ1210PB16
F20PBW	VJ1210PB20
F25PBW	VJ1412PB25
F4PBW	VJ606BP4
F6PBW	VJ806PB6
F763	VM773
F9PBW	VJ1008PB9
J1008FHW	VJ1008NHW
J1008FHWA	VJ1008NHWPL1
J1008FHWA	VJ1008NHWLL1
J1008HLL	VJ1008HWLL1
J1008HPL	VJ1008HWPL1
J1008HW	VJ1008HW
J1008W	VJ1008W
J1210FHW	VJ1210NHW
J1210FHWA	VJ1210NHWPL2
J1210FHWA	VJ1210NHWLL2
J1210HLL	VJ1210HWLL2
J1210HPL	VJ1210HWPL2
J1210HW	VJ1210HW
J1210W	VJ1210W
J1412FHW	VJ1412NHW
J1412FHWA	VJ1412NHWPL2
J1412FHWA	VJ1412NHWLL2
J1412FHW	VJ1412NHW
J1412FHWA	VJ1412NHWLL2
N30247WT	AN3325
N363010WT	PS4030A
N363012WT	PS4030A

N363016WT	PS4030E1A
N363023WT	PS4030E1A
N36308WT	PS4030A
J1412HLL	VJ1412HWLL2
J1412HPL	VJ1412HWPL2
J1412HW	VJ1412HW
J1412W	VJ1412W
J1614FHW	VJ1614NHW
J1614FHWA	VJ1614NHWPL2
J1614FHWA	VJ1614NHWLL2
J1614HLL	VJ1614HWLL2
J1614HPL	VJ1614HWPL2
J1614HW	VJ1614HW
J1614W	VJ1614W
J1816FHW	VJ1816NHW
J1816FHWA	VJ1816NHWPL2
J1816FHWA	VJ1816NHWLL2
J1816HLL	VJ1816HWLL2
J1816HPL	VJ1816HWPL2
J1816HW	VJ1816HW
J1816W	VJ1816W
J606FHW	VJ606NHW
J606FHWA	VJ606NHWPL1
J606FHWA	VJ606NHWLL1
J606HLL	VJ606HWLL1
J606HPL	VJ606HWPL1
J606HW	VJ606HW
J606W	VJ606W
J806FHW	VJ806NHW
J806FHWA	VJ806NHWPL1
J806FHWA	VJ806NHWLL1
J806HLL	VJ806HWLL1
J806HPL	VJ806HWPL1
J806HW	VJ806HW
J806W	VJ806W
JW1008FHW	VJB1008NHW
JW1008FHWA	VJB1008NHWPL1
A-30H2416GQRLP	PS3030A
A-36H3008GQRLP	AN4032
A-36H3012GQRLP	AN4032
A-36H3612GQRLP	PS4040A
A-48H3612GQRLP	PS5040/2A
A-60H3612GQRLP	(2) PS3040 Cop H
A-645JFGQRR	VJ606HWPL1
A-645JFGR	VJ606W

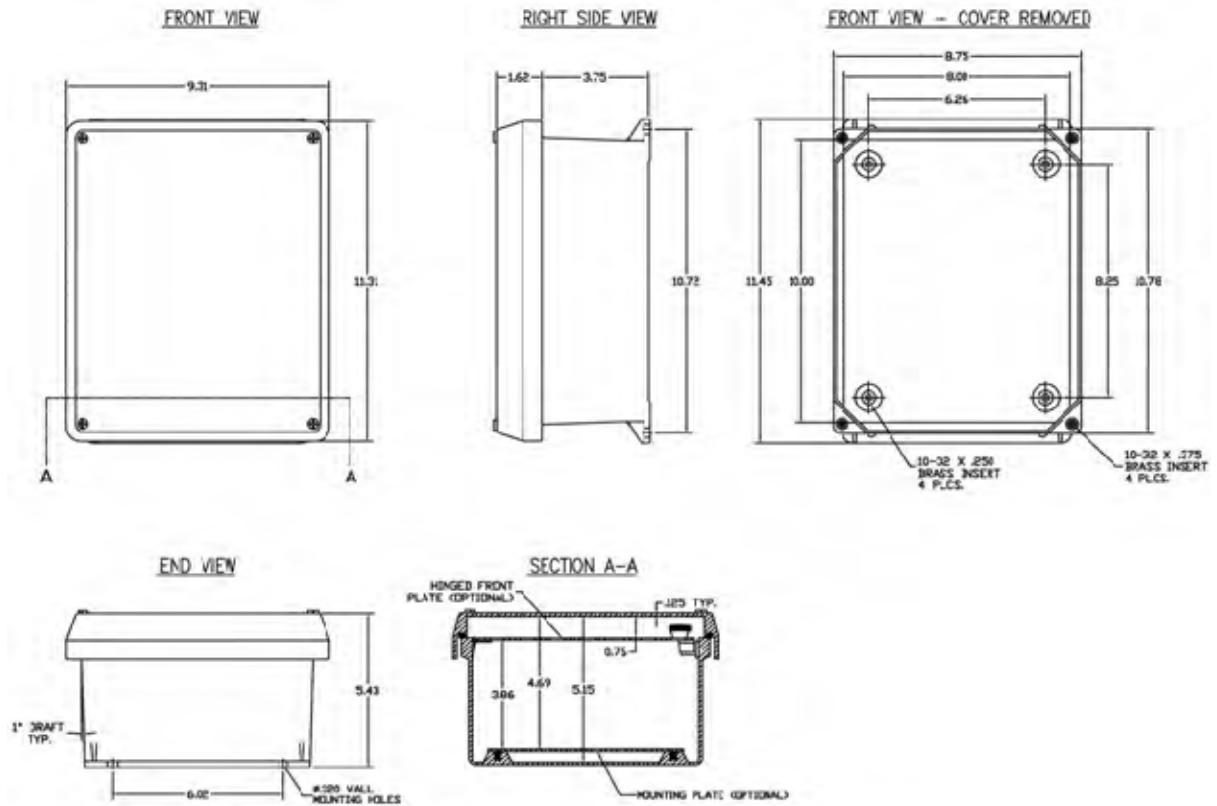
Stahlin		Vynckier			
A-664CHQRFG	VJ606HWPL1	U-U605025W	ANG2820	Q-402013ABI	A71-1412
A-664CHQRFGW	VJB606HWPL1	Q-181315PCE	VM755	U-U606020	AN3325
A-664CHSCFG	VJ606W	Q-181315PCECC	VM755CT	U-U606020W	ANG3325
A-664CHSCFGW	VJB606W	Q-18138PCE	VM753	U-U606030	AN3325
A-845JFGQRR	VJ806HWPL1	Q-18138PCECC	VM753CT	U-U606030W	ANG3325
A-845JFGR	VJ806W	Q-181810ABE	VM774	U-U606040	PS3030A
A-864CHQRFG	VJ806HWPL1	Q-181810PCE	VM774	U-U606040W	PSG3030A
A-864CHQRFGW	VJB806HWPL1	Q-181810PCECC	VM774CT	U-U756030	AN3325
A-864CHSCFG	VJ806W	Q-181813PCE	VM775	U-U756030W	ANG3325
A-864CHSCFGW	VJB806W	Q-181813PCECC	VM775CT	U-U756040	PS3030A
A-865JFGQPWR	VJB806HWPL1	Q-181815ABE	VM776	U-U756040W	PSG3030A
A-865JFGQRR	VJ806HWPL1	Q-181815PCE	VM776	CF1PB	VM433-PBS1
A-865JFGR	VJ806W	Q-181815PCECC	VM776CT	CF1PB22	VM433-PBM1
Q-1286PCD	VM533	Q-18188PCE	VM773	CF2PB	VM733-PBS2
Q-1286PCDCC	VM533CT	Q-18188PCECC	VM773CT	CF2PB22	VM433-PBM2
Q-1289PCD	VM533	Q-20129PCD	VM754	CF332	VM433
Q-1289PCDCC	VM533CT	Q-20129PCDCC	VM754CT	CF3PB	VM933-PBS3
Q-131310ABE	VM534	Q-202013ABI	A1-706	CF3PB22	VM733-PBM3
Q-131310PCE	VM534	Q-202013PCI	A1-706	CF4PB	VM775-PBS4
Q-131310PCECC	VM534CT	Q-202013PCICC	A1-706CT	CF4PB22	VM933-PBM4
Q-131313PCE	VM554	Q-202018ABI	A1-706E1	CF532	VM533
Q-131313PCECC	VM554CT	Q-202018PCI	A1-706E1	CF644	VM733
Q-13138PCE	VM553	Q-202018PCICC	A1-706E1CT	CF6PB22	VM755-PBM6
Q-13138PCECC	VM553CT	Q-24169PCD	S55300	CF832	VM933
Q-13810ABE	VM534	Q-24169PCDCC	S55300C	CF844	VM933
Q-13810PCE	VM534	Q-251810ABE	A31-1207	CF932	VM933
Q-13810PCECC	VM534	Q-251810PCE	A31-1207	F12PBW	VJ1008PB12
Q-13813PCE	VM534	Q-251810PCECC	A31-1207CT	F16PBW	VJ1210PB16
Q-13813PCECC	VM534CT	Q-251815ABE	A31-1207E1	F20PBW	VJ1210PB20
Q-1388PCE	VM533	Q-251815PCE	A31-1207E1	F25PBW	VJ1412PB25
Q-1388PCECC	VM533CT	Q-251815PCECC	A31-1207E1CT	F4PBW	VJ606BP4
Q-16129PCD	VM753	Q-25188PCE	A31-1207	F6PBW	VJ806PB6
Q-16129PCDCC	VM753CT	Q-25188PCECC	A31-1207CT	F763	VM773
Q-1686PCD	VM733	Q-302013ABI	A31-1207	F9PBW	VJ1008PB9
Q-1689PCD	VM733	Q-302013PCI	A31-1207	J1008FHW	VJ1008NHW
Q-1689PCD	VM733	Q-302013PCICC	A31-1207CT	J1008FHWA	VJ1008NHWPL1
Q-886PCD	VM433	Q-302018ABI	A31-1207E1	J1008FHWA	VJ1008NHWLL1
U-U1008030	AN4032	Q-302018PCI	A31-1207E1	J1008HLL	VJ1008HWLL1
U-U1008030W	ANG4032	Q-302018PCICC	A31-1207E1CT	J1008HPL	VJ1008HWPL1
U-U504020	AN2016	Q-303013ABI	A41-1212	J1008HW	VJ1008HW
U-U504020	AN2016	Q-303013PCI	A41-1212	J1008W	VJ1008W
U-U504020W	ANG2016	Q-303013PCICC	A41-1212CT	J1210FHW	VJ1210NHW
U-U504030	AN2016	Q-303018ABI	A41-1212E1	J1210FHWA	VJ1210NHWPL2
U-U504030W	ANG2016	Q-303018PCI	A41-1212E1		
U-U605025	AN2820	Q-303018PCICC	A41-1212E1CT		



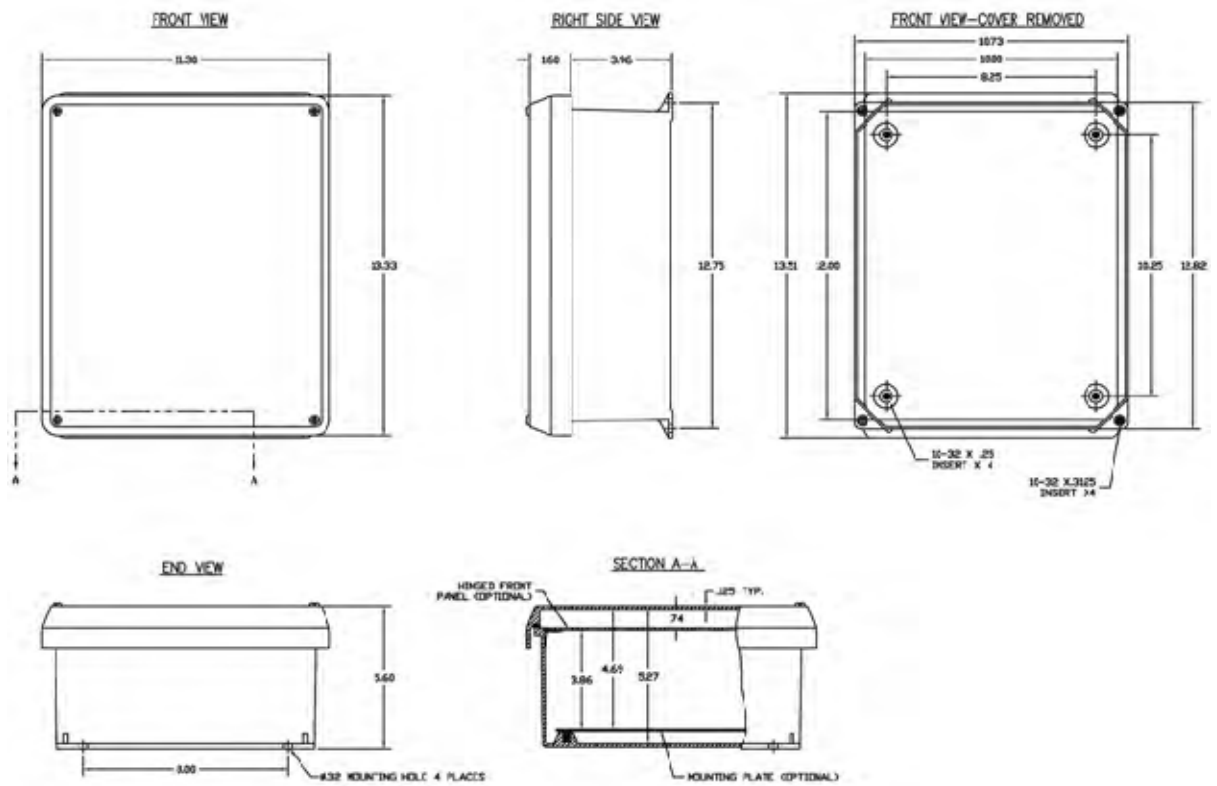
VJ606



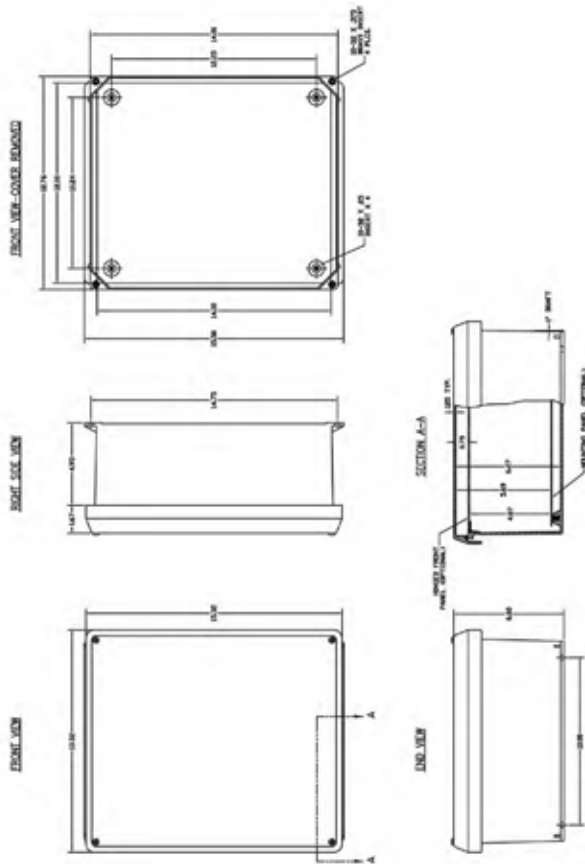
VJ806



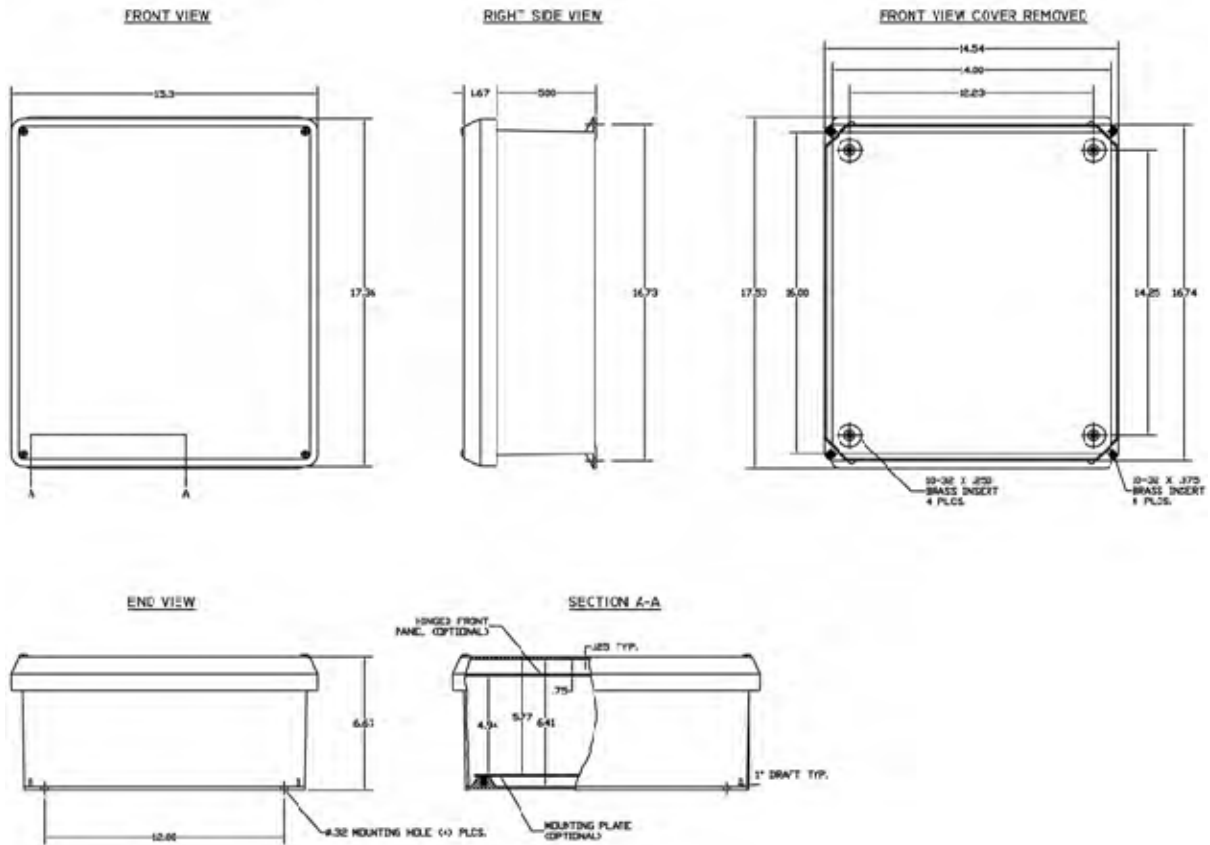
VJ1008



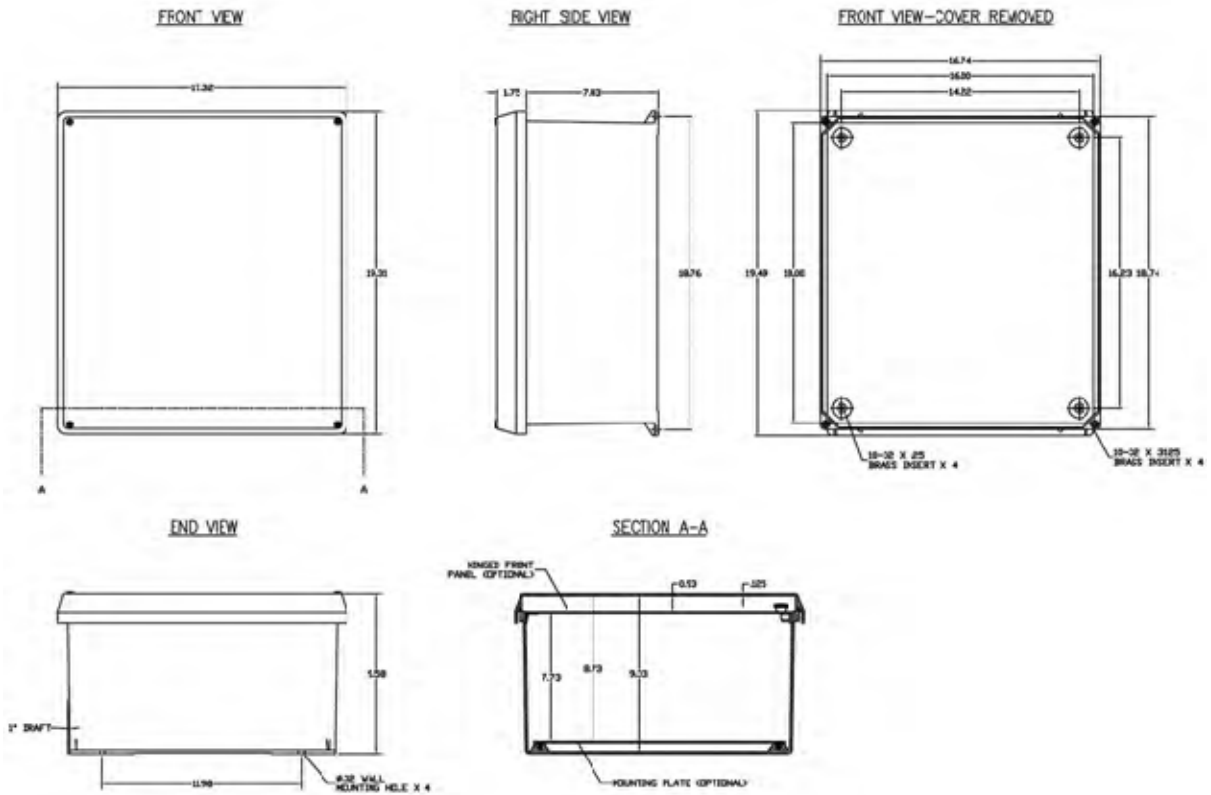
VJ1210



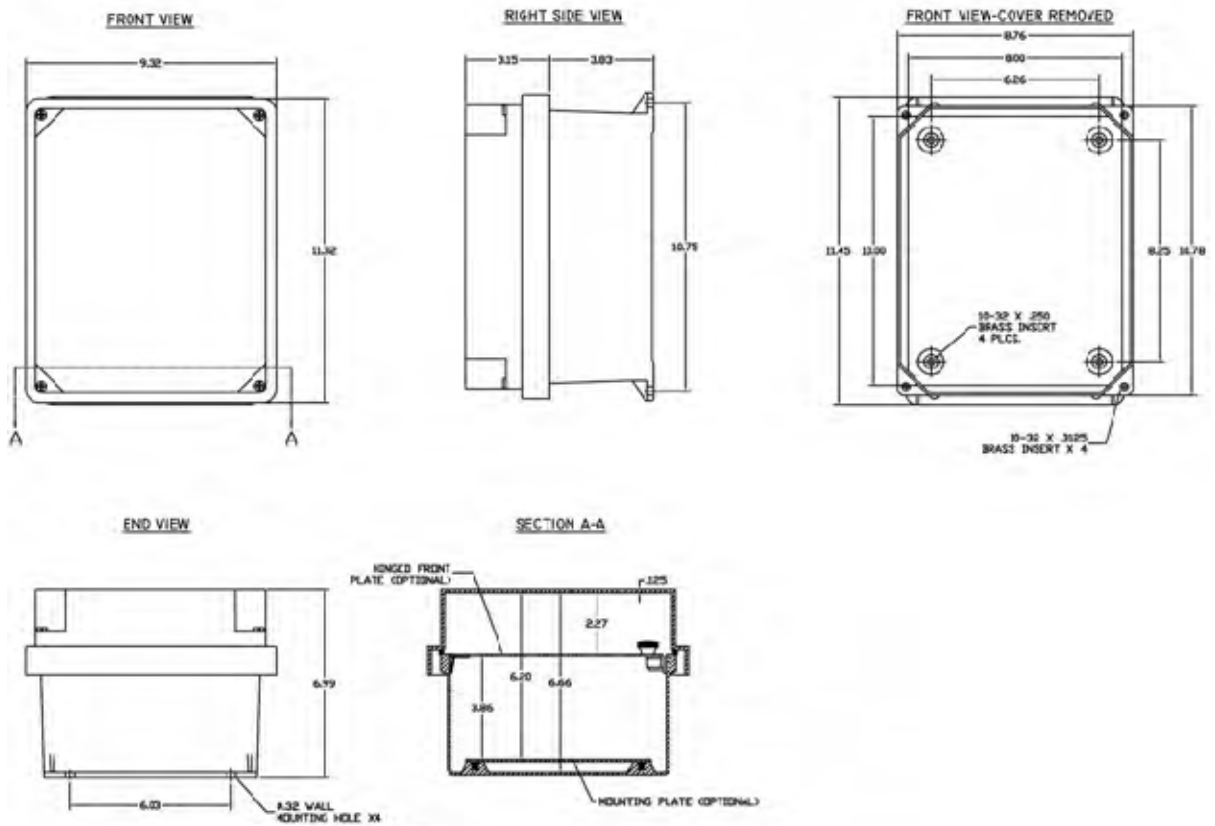
VJ1412



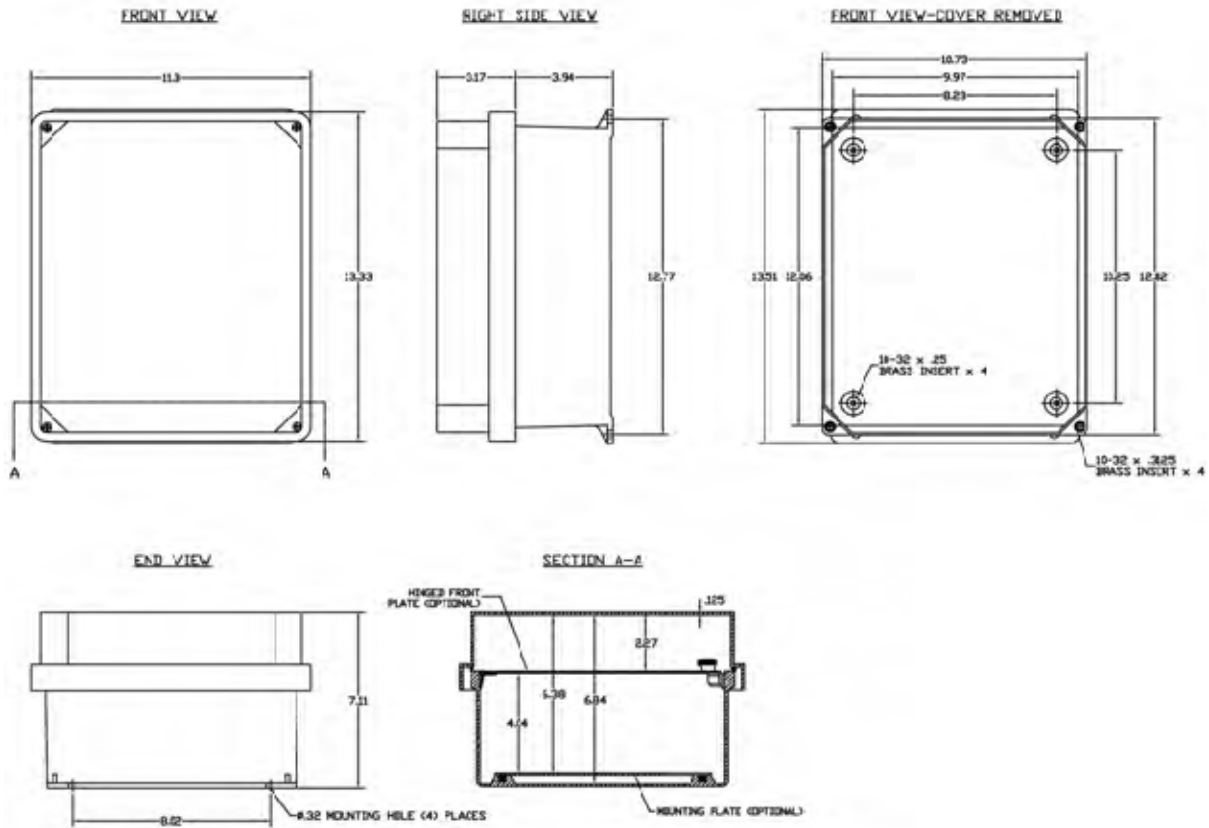
VJ1614



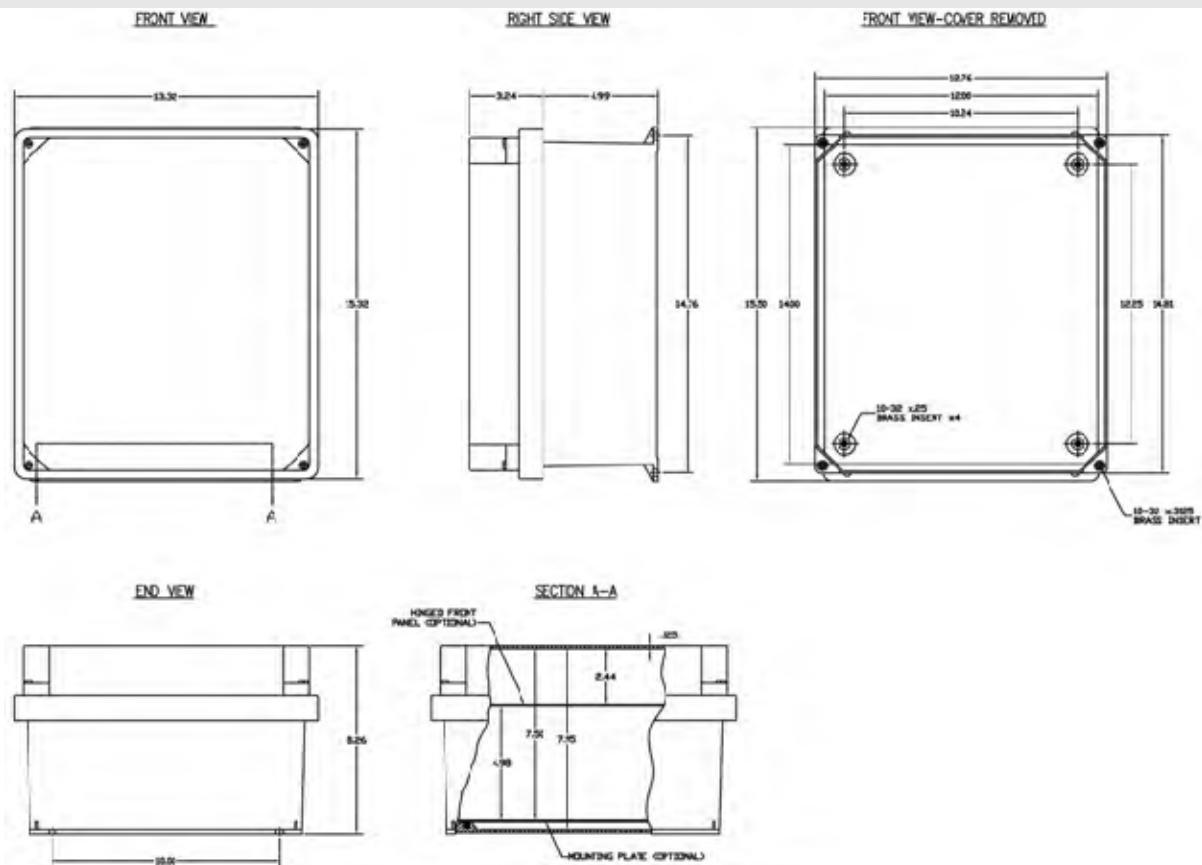
VJ1816



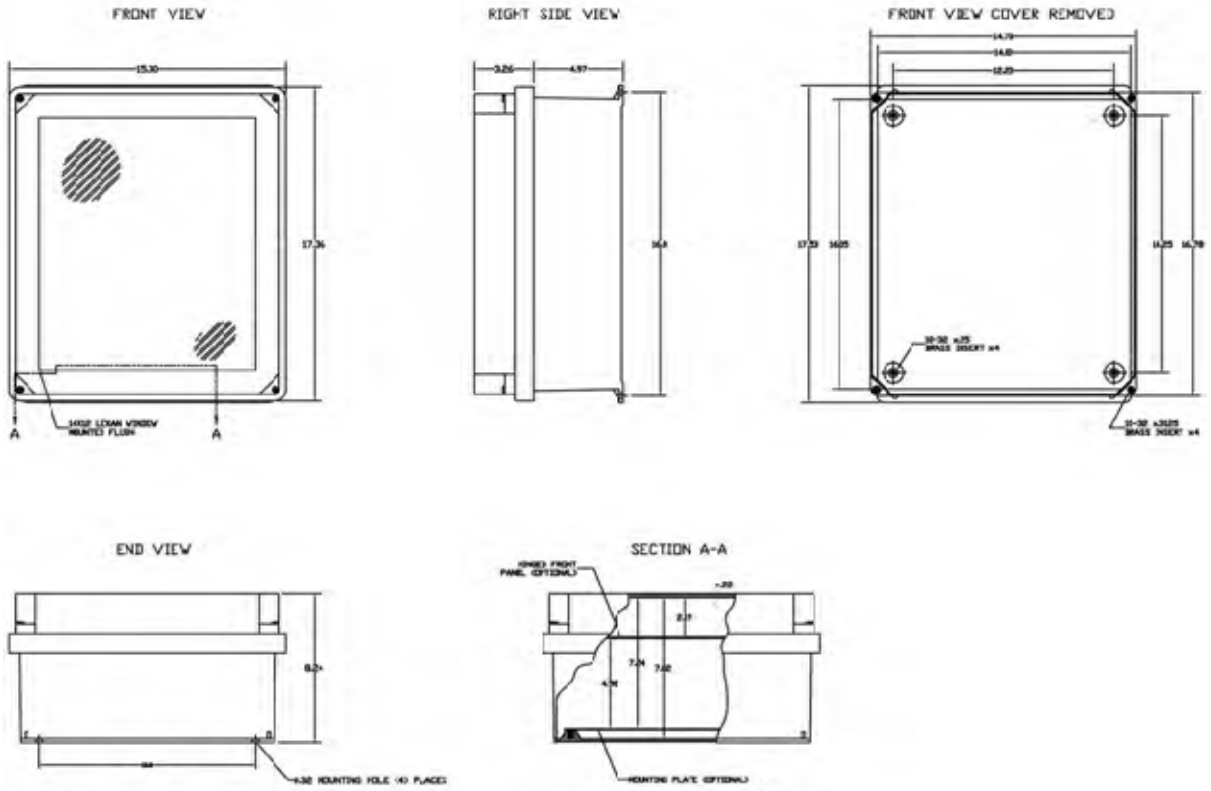
RVJ1008



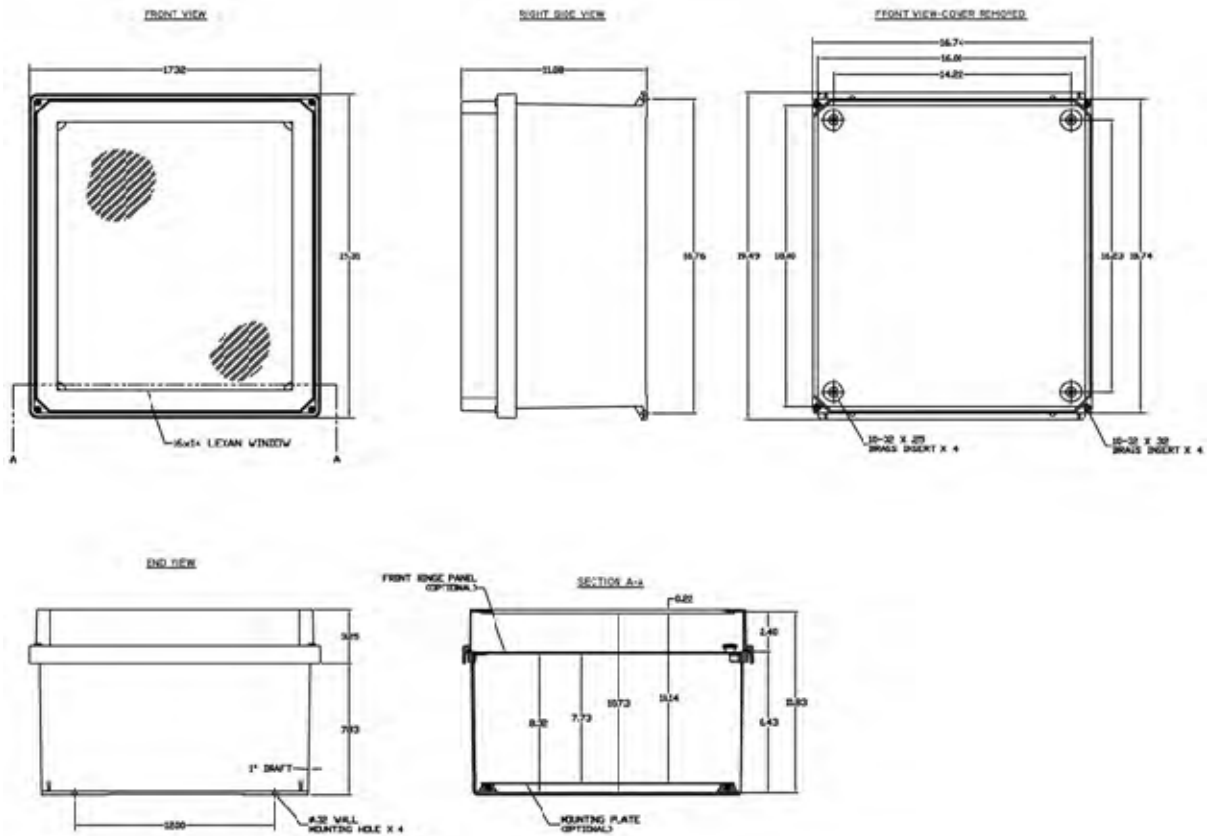
RVJ1210



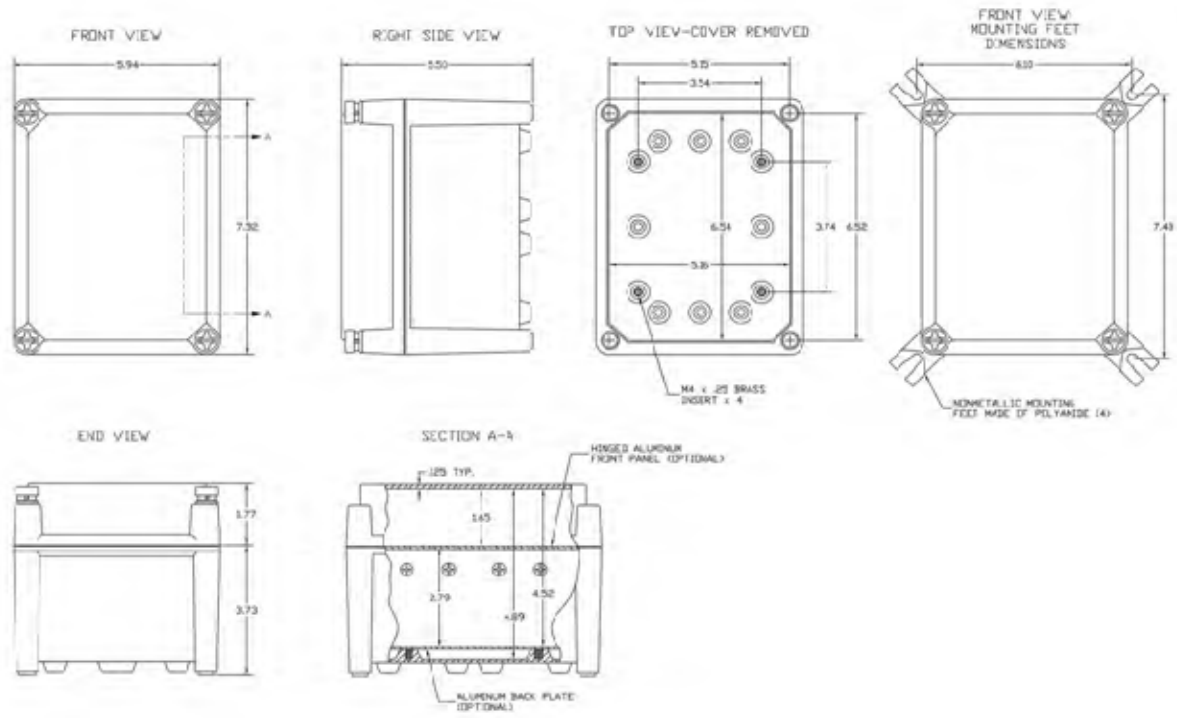
RVJ1412



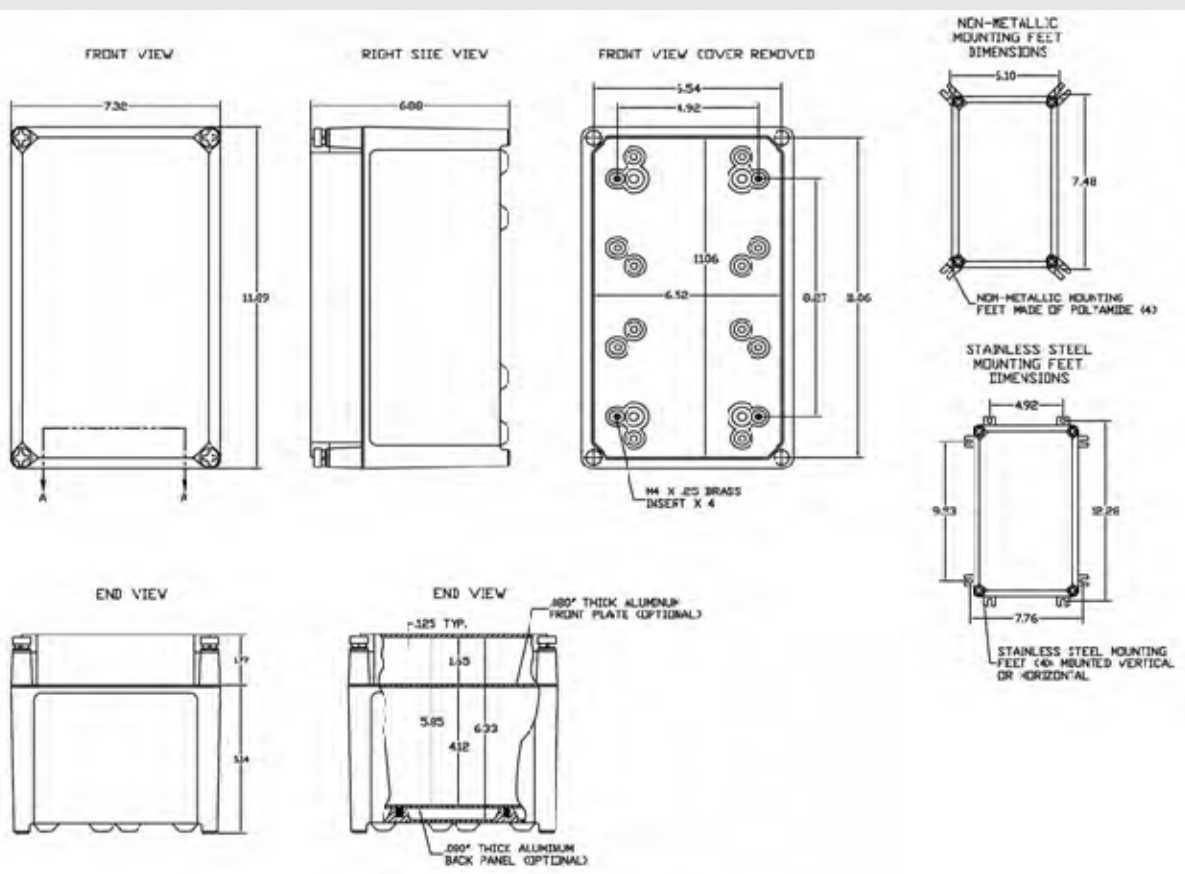
RVJ1614



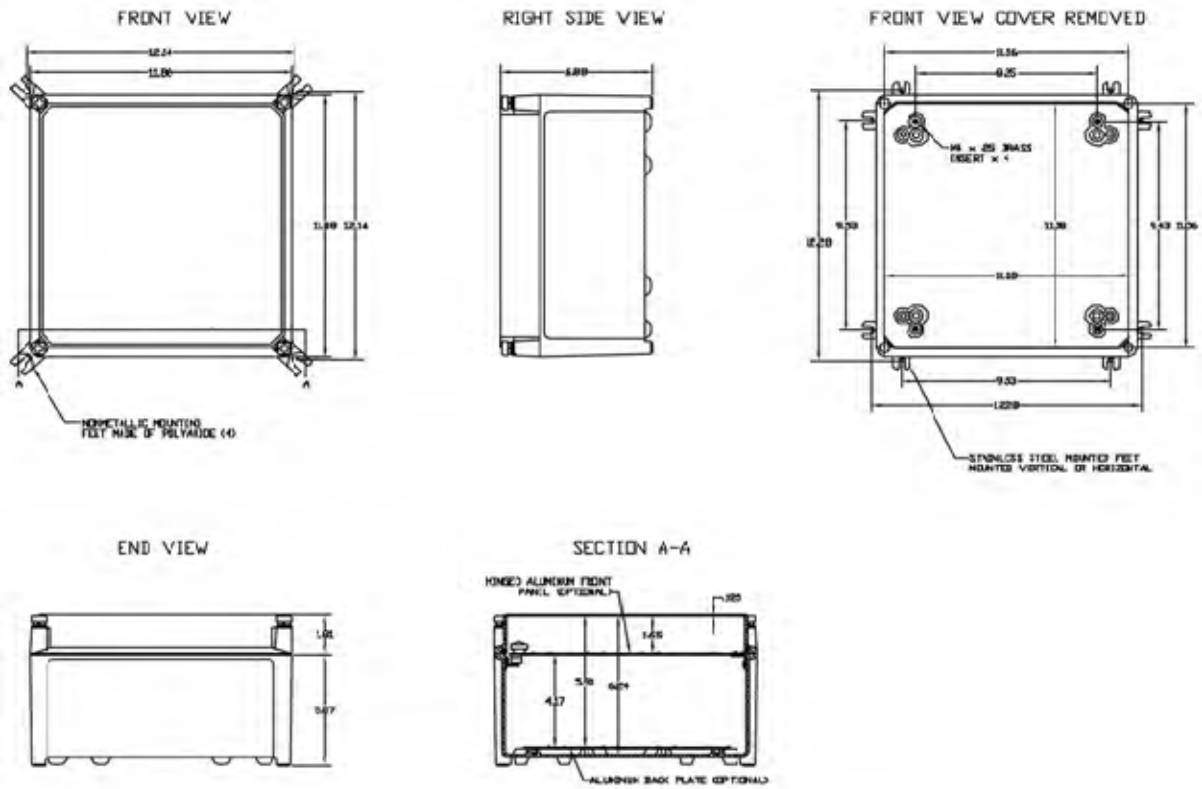
RVJ1816



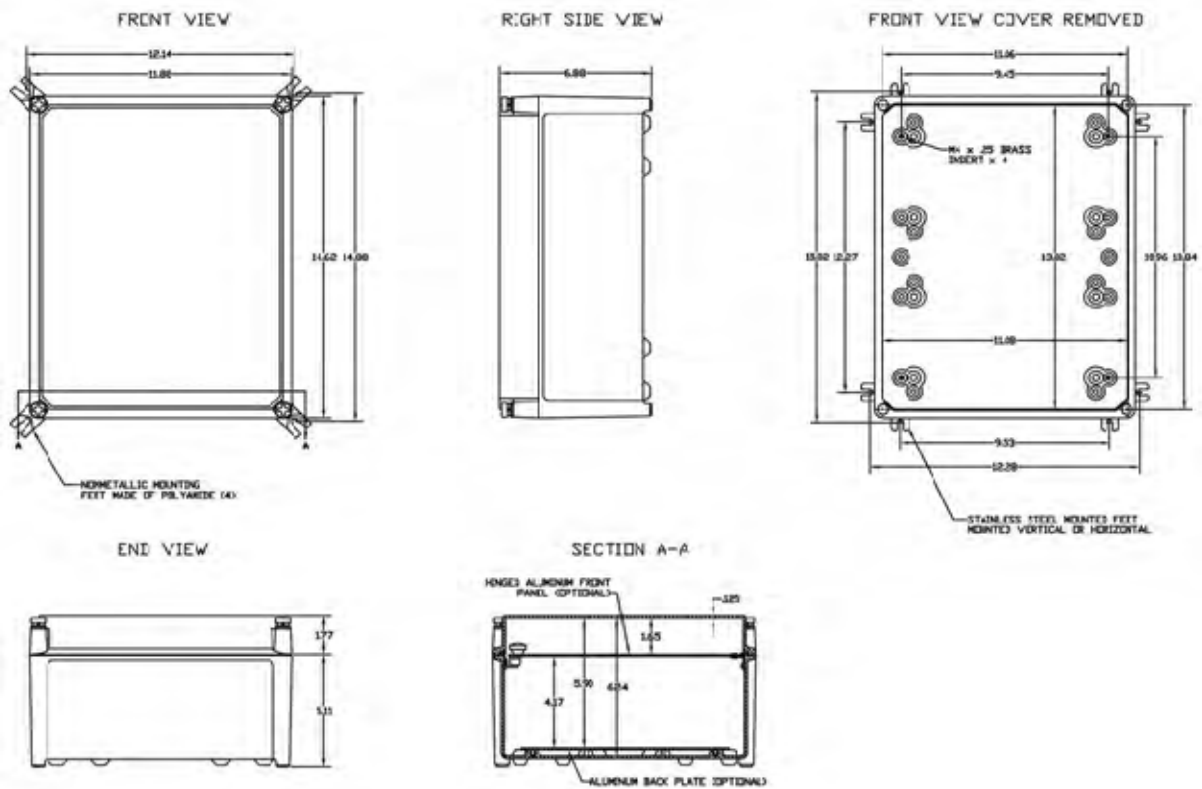
A1-706



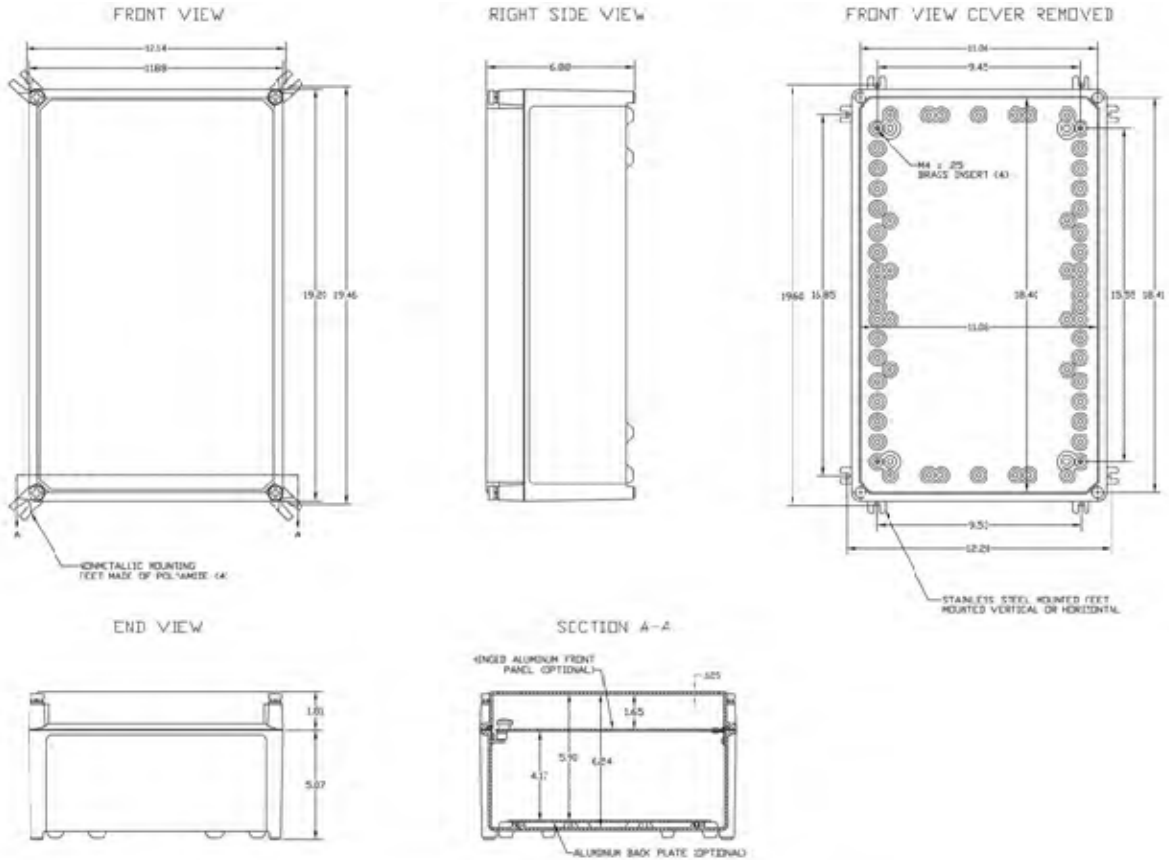
A31-1207



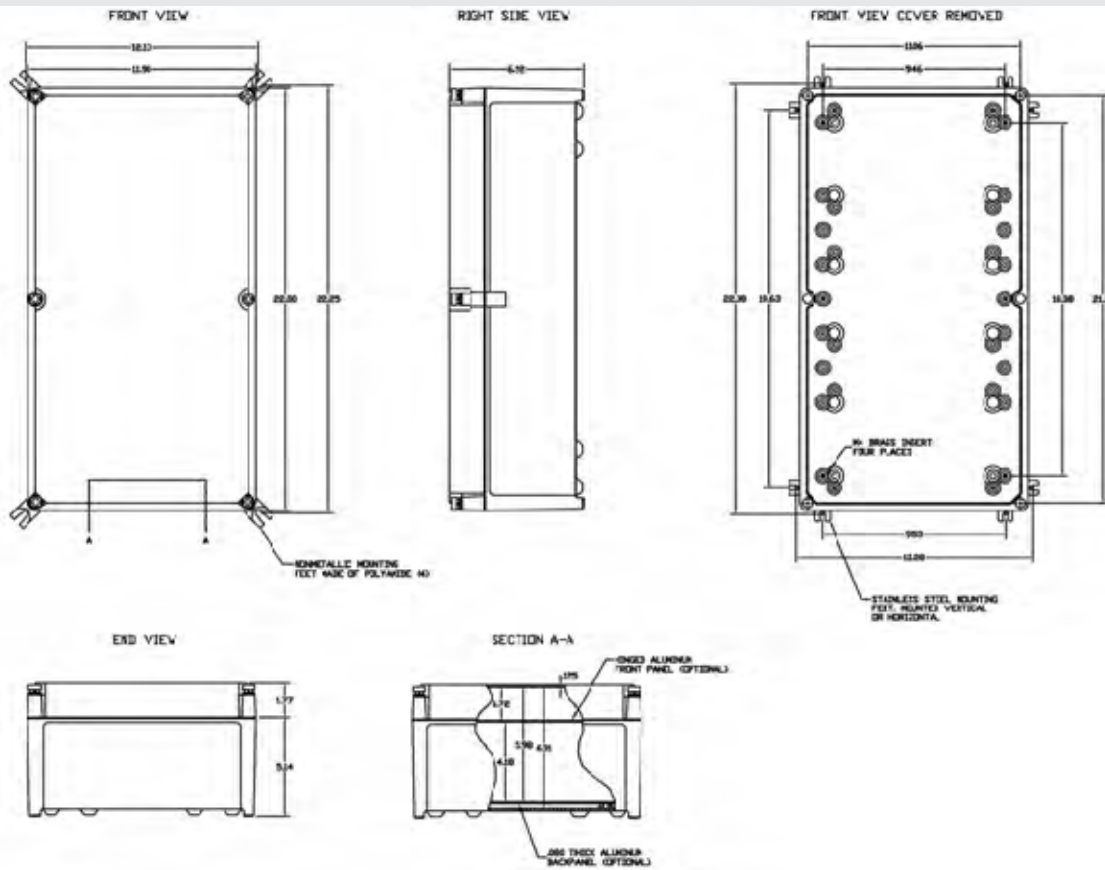
A41-1212



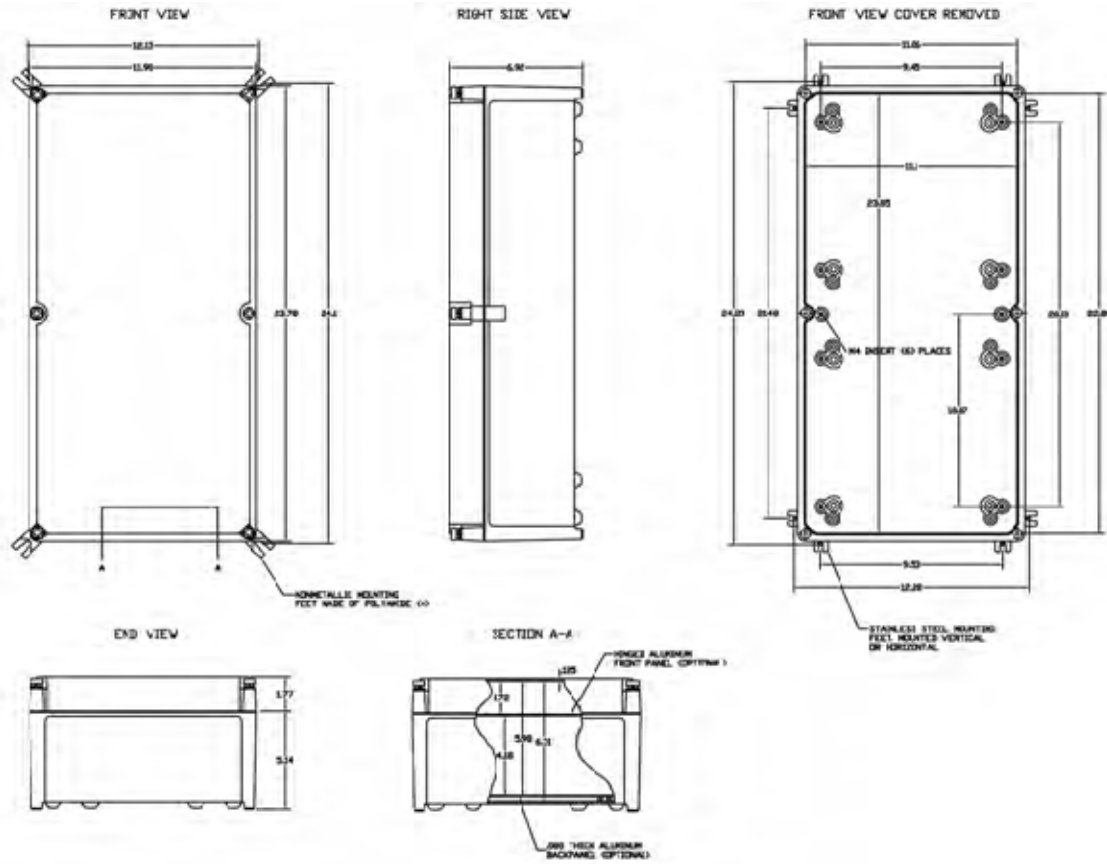
A71-1412



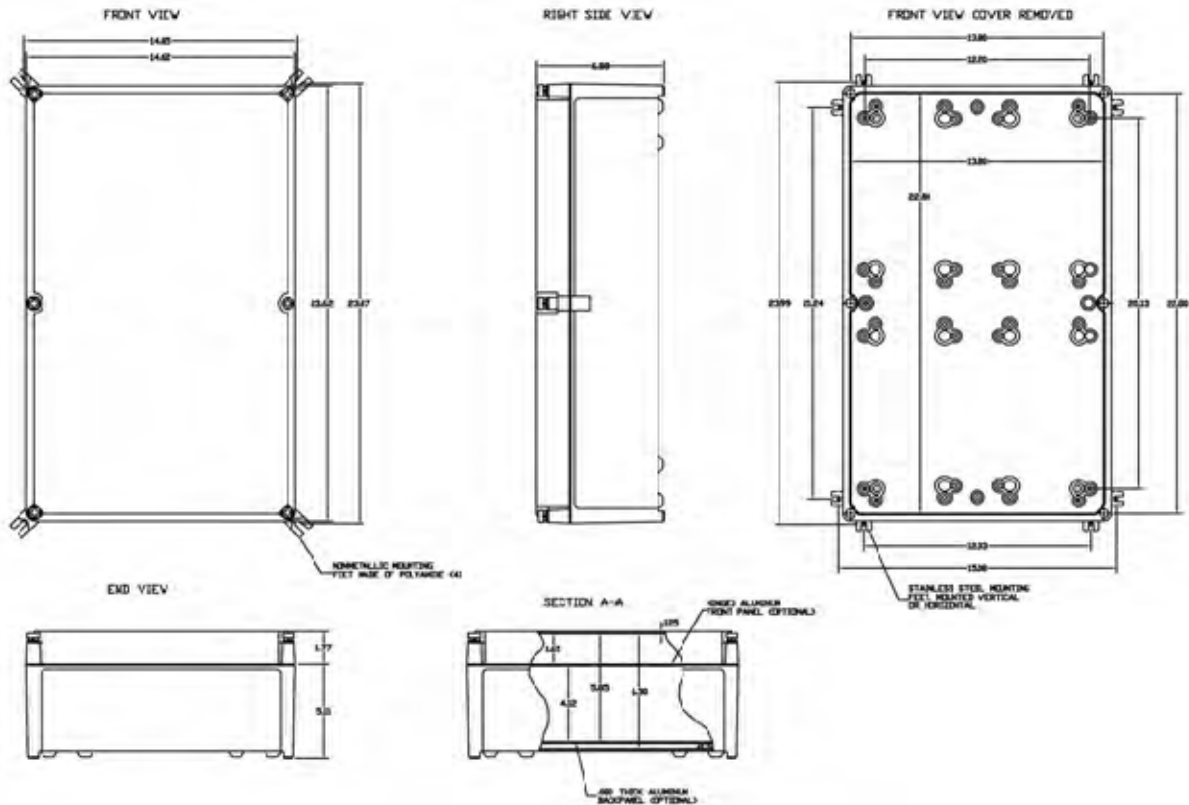
A51-1912



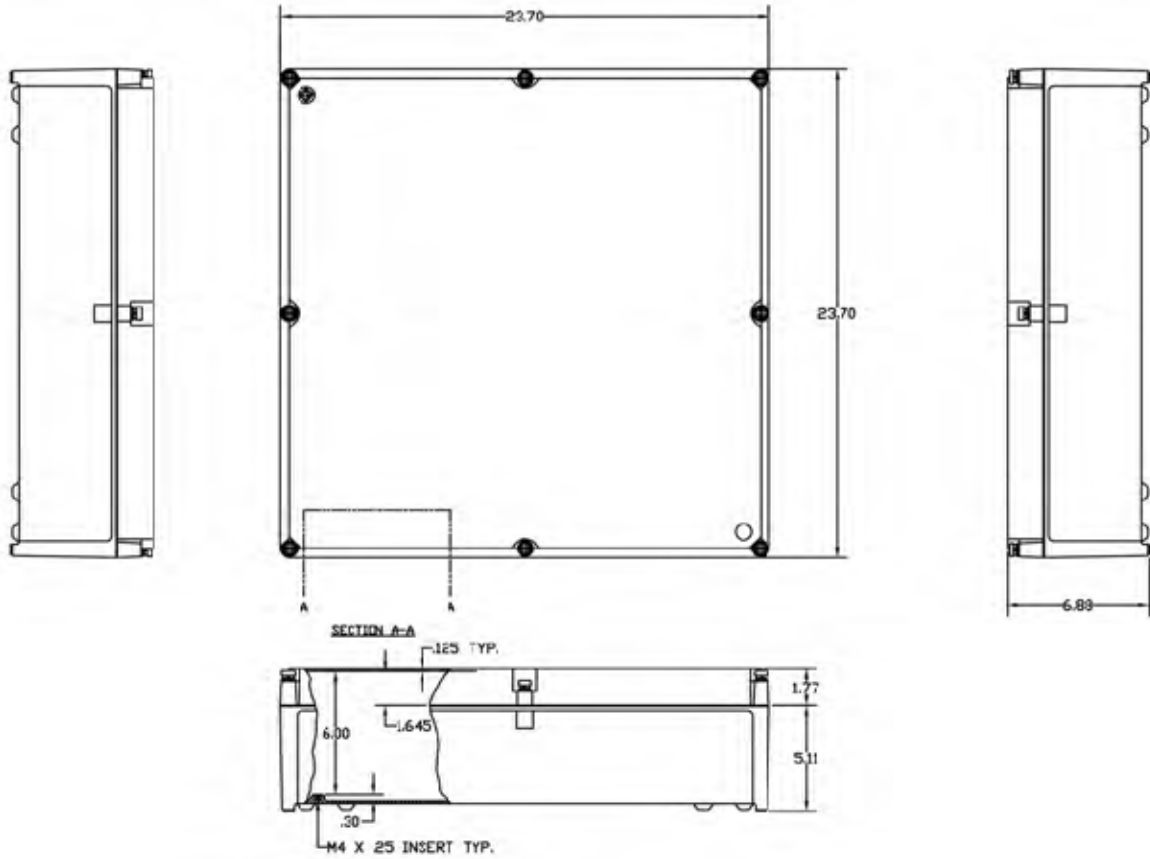
A81-2212



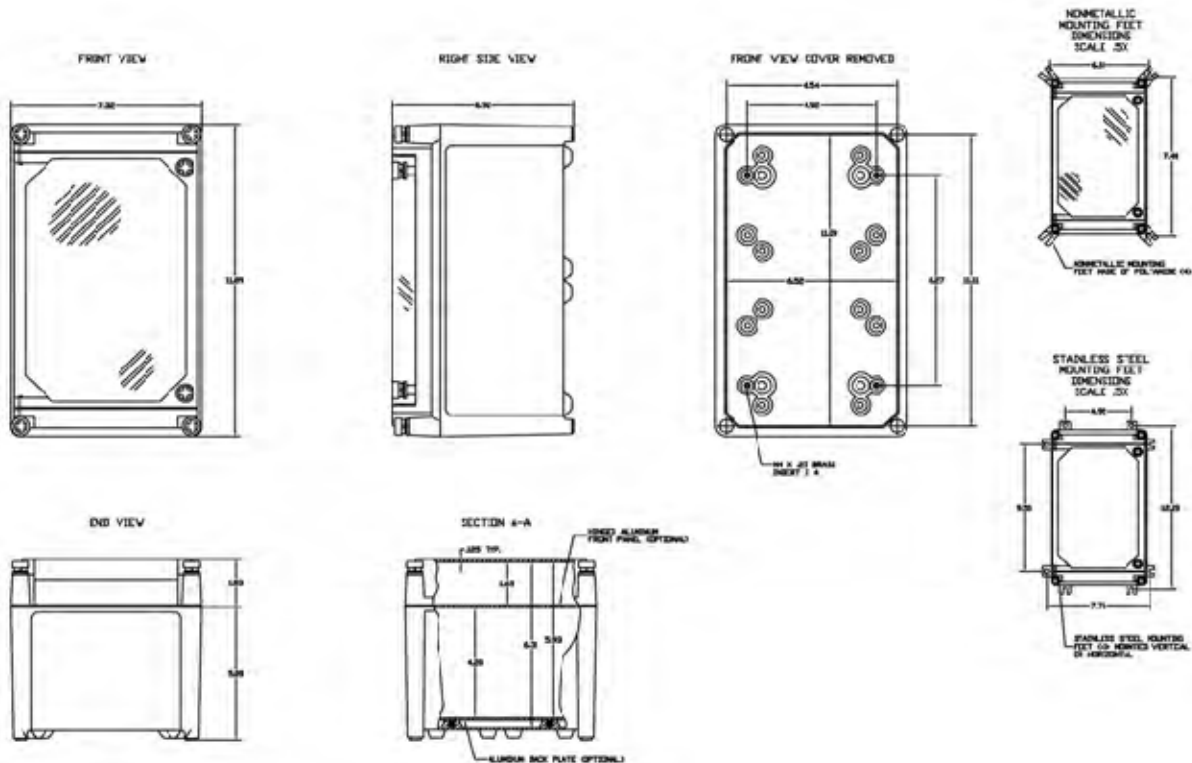
A61-2412



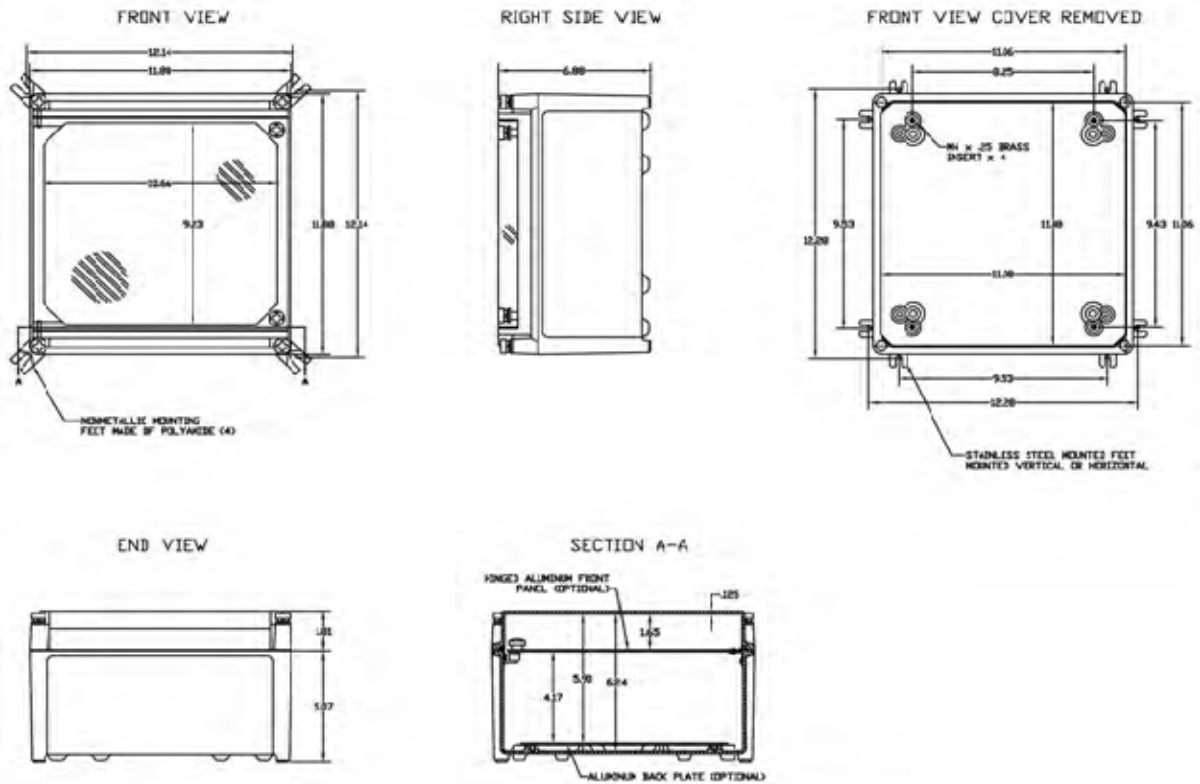
A11-2414



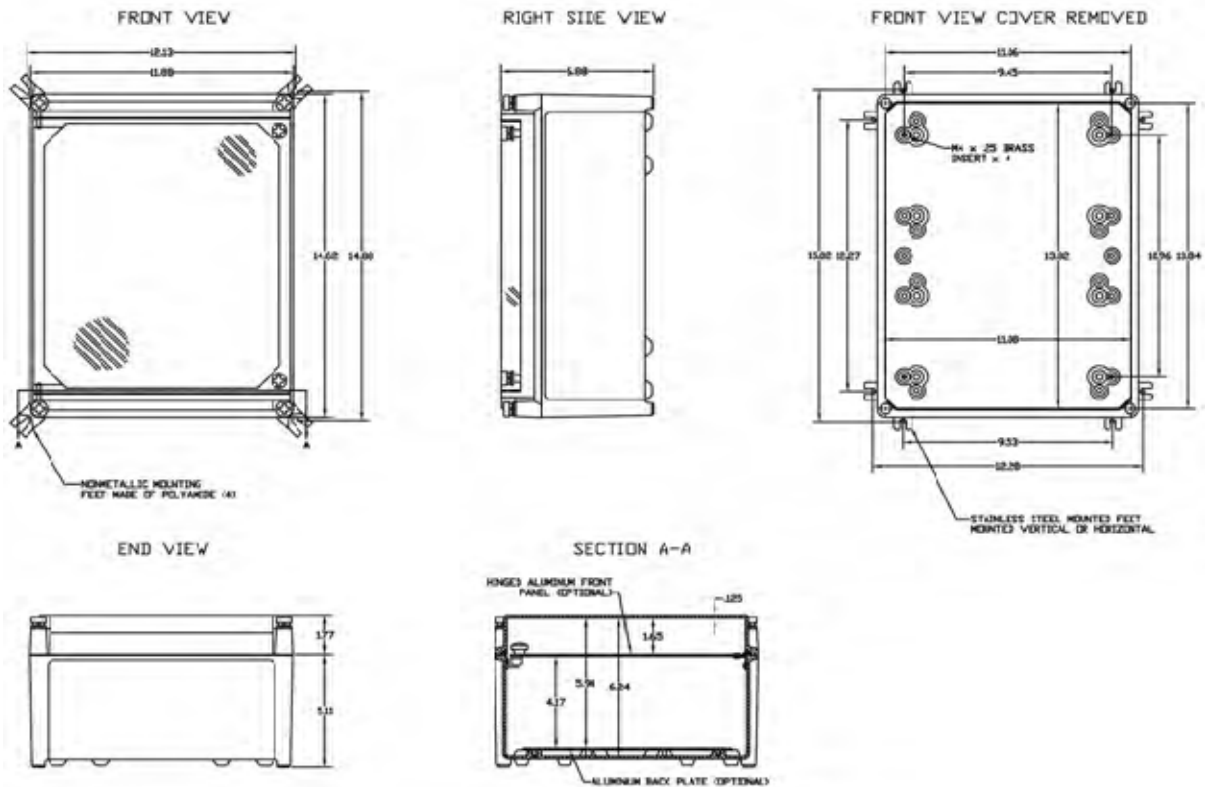
A12-2424



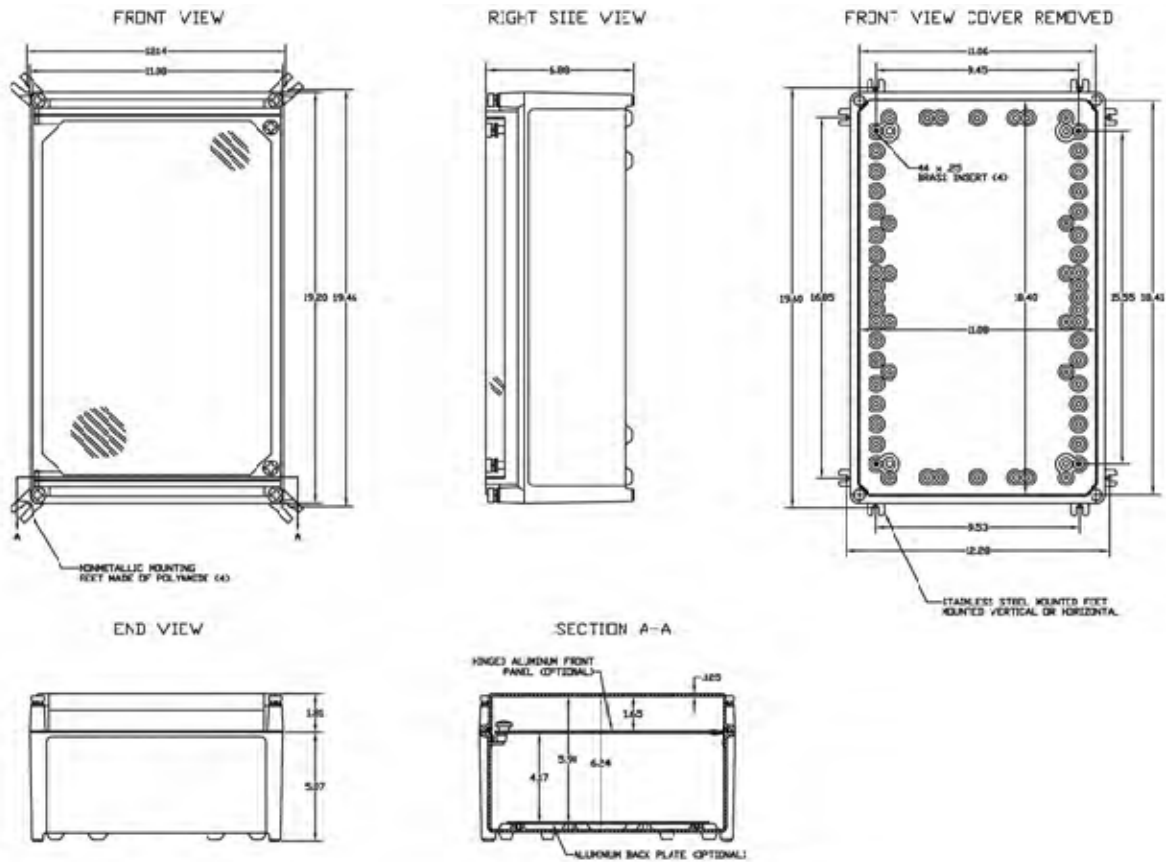
A31-1207DT



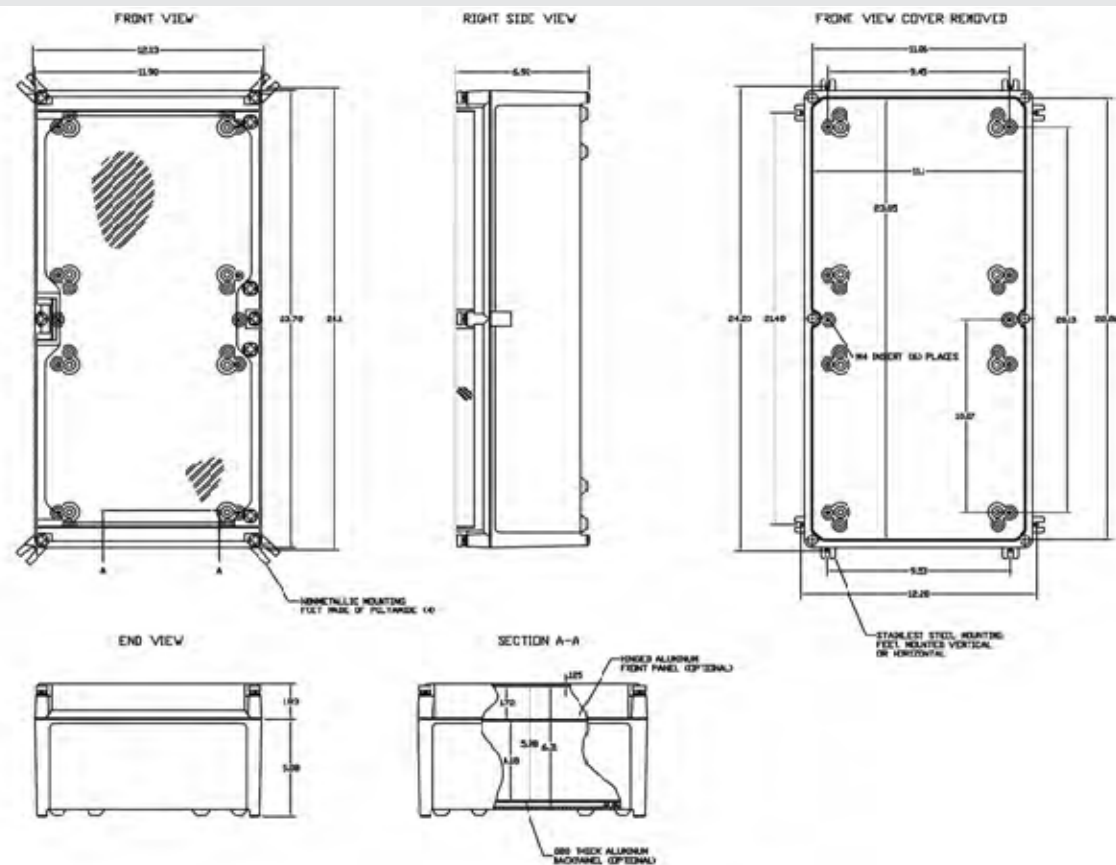
A41-1212DT



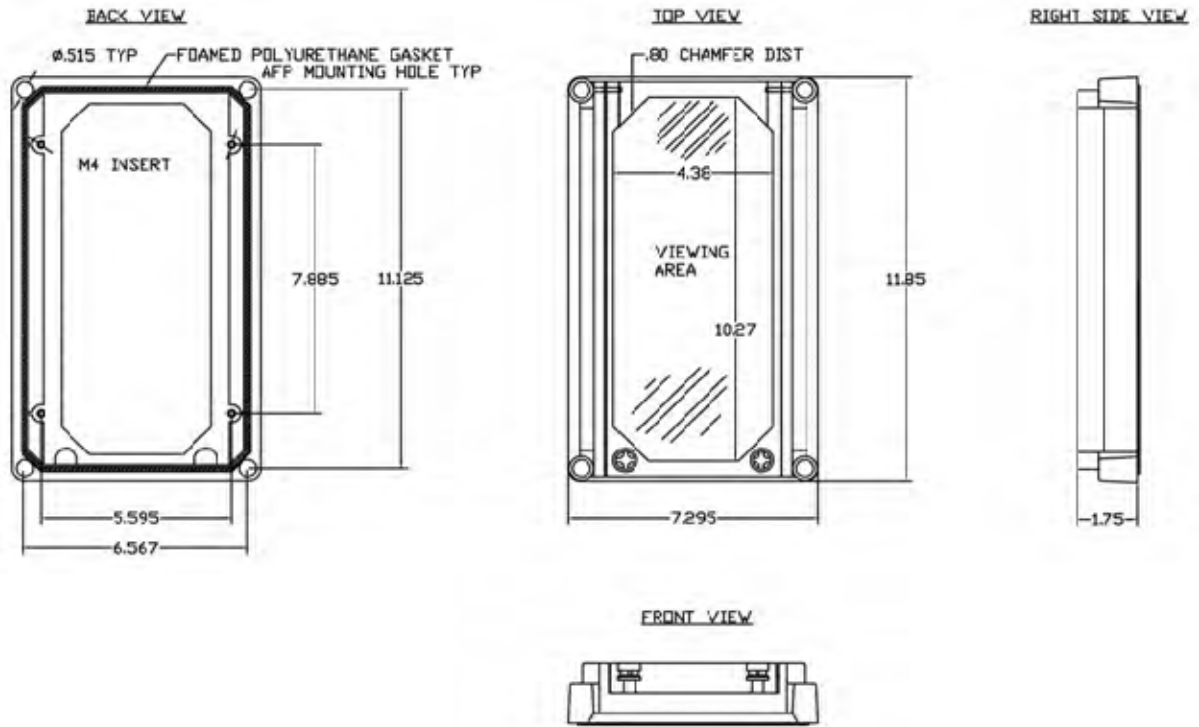
A71-1412DT



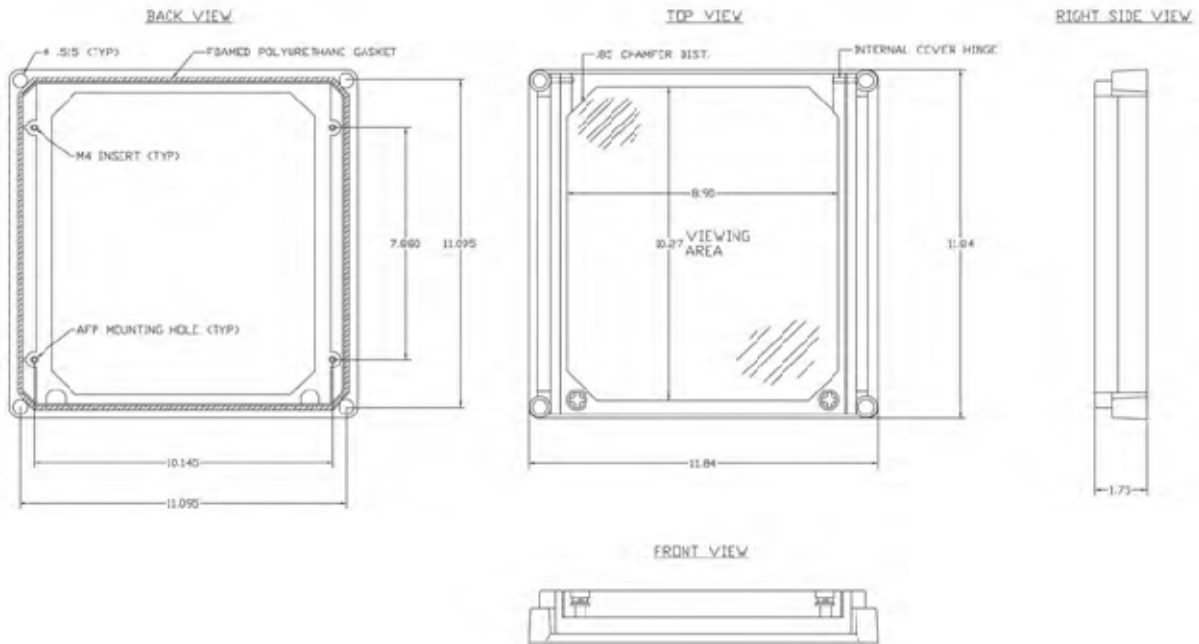
A51-1912DT



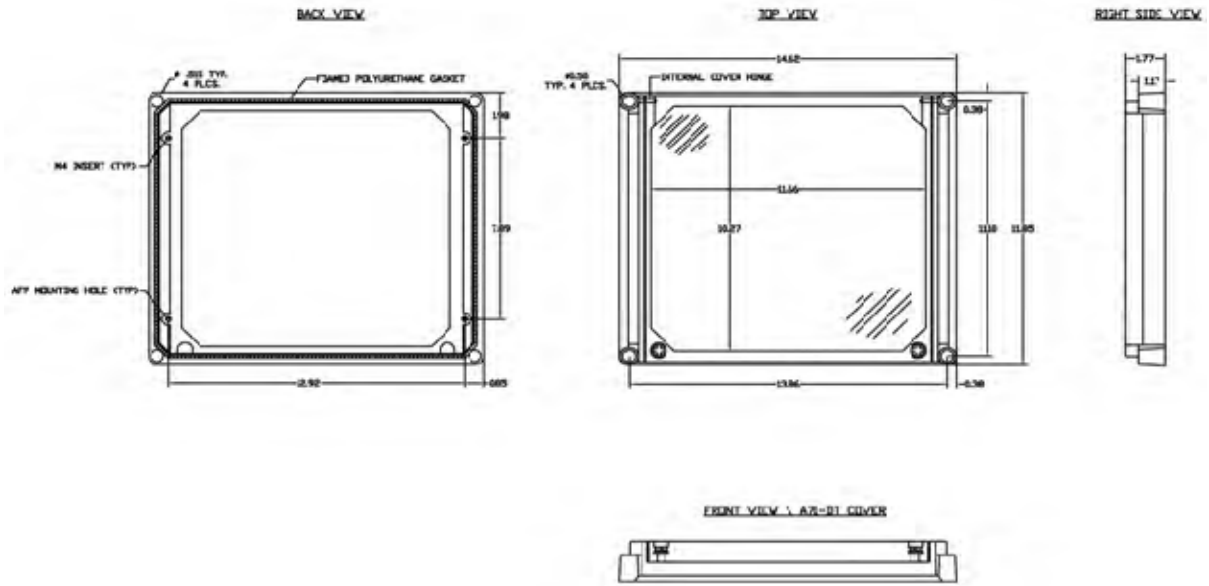
A61-2412DT



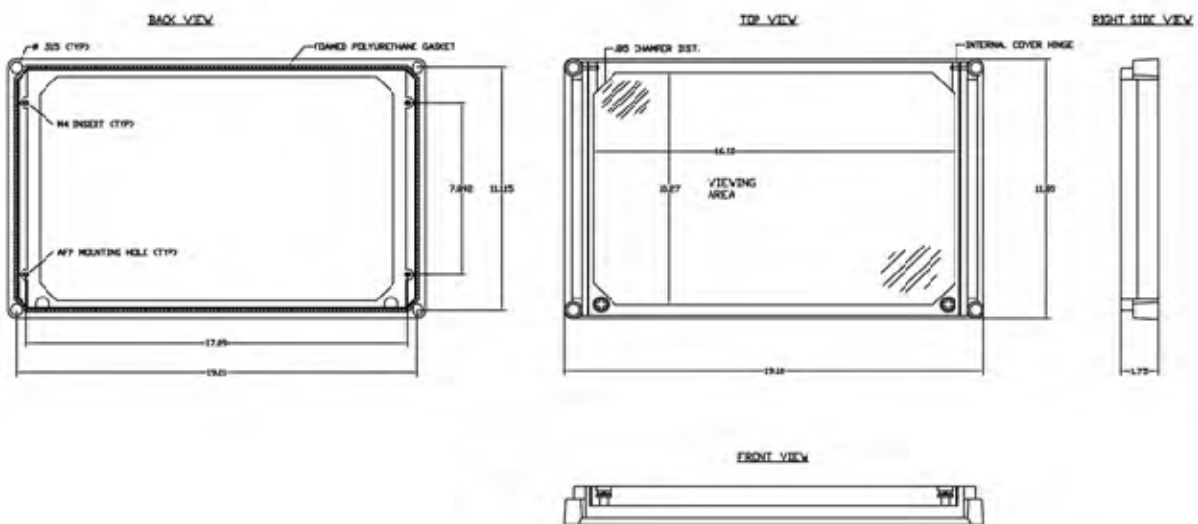
A31-DTCOVER



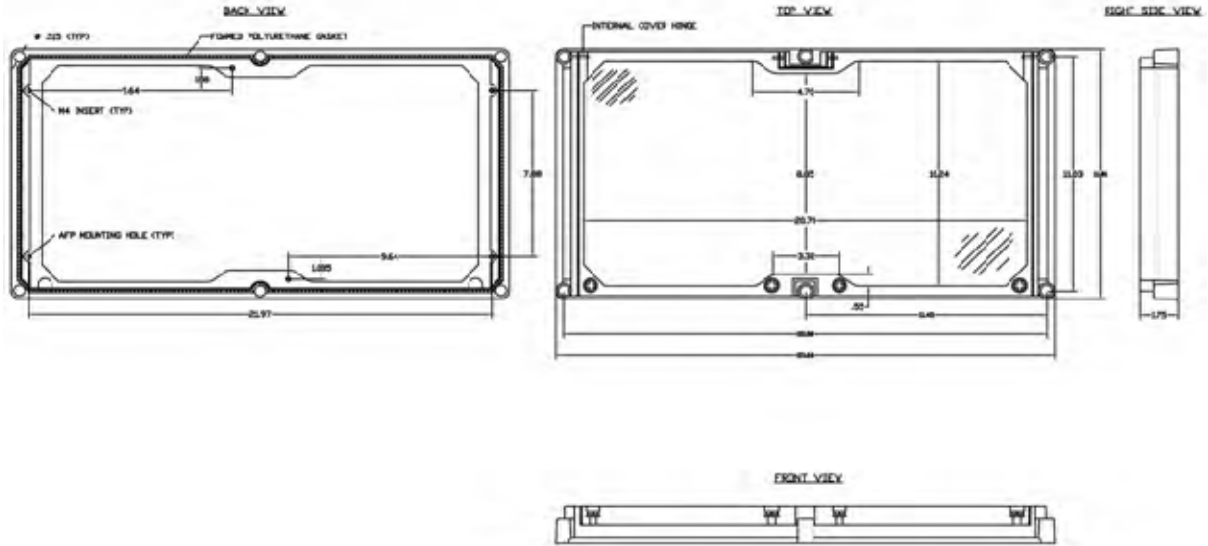
A41-DTCOVER



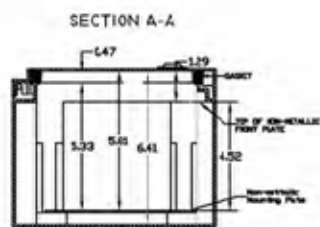
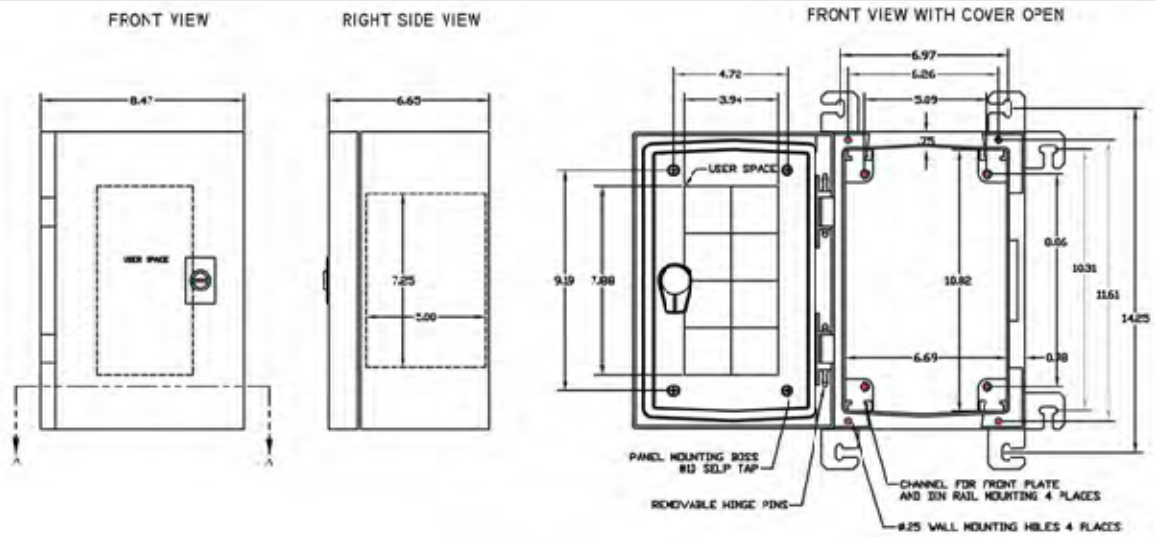
A71-DTCOVER



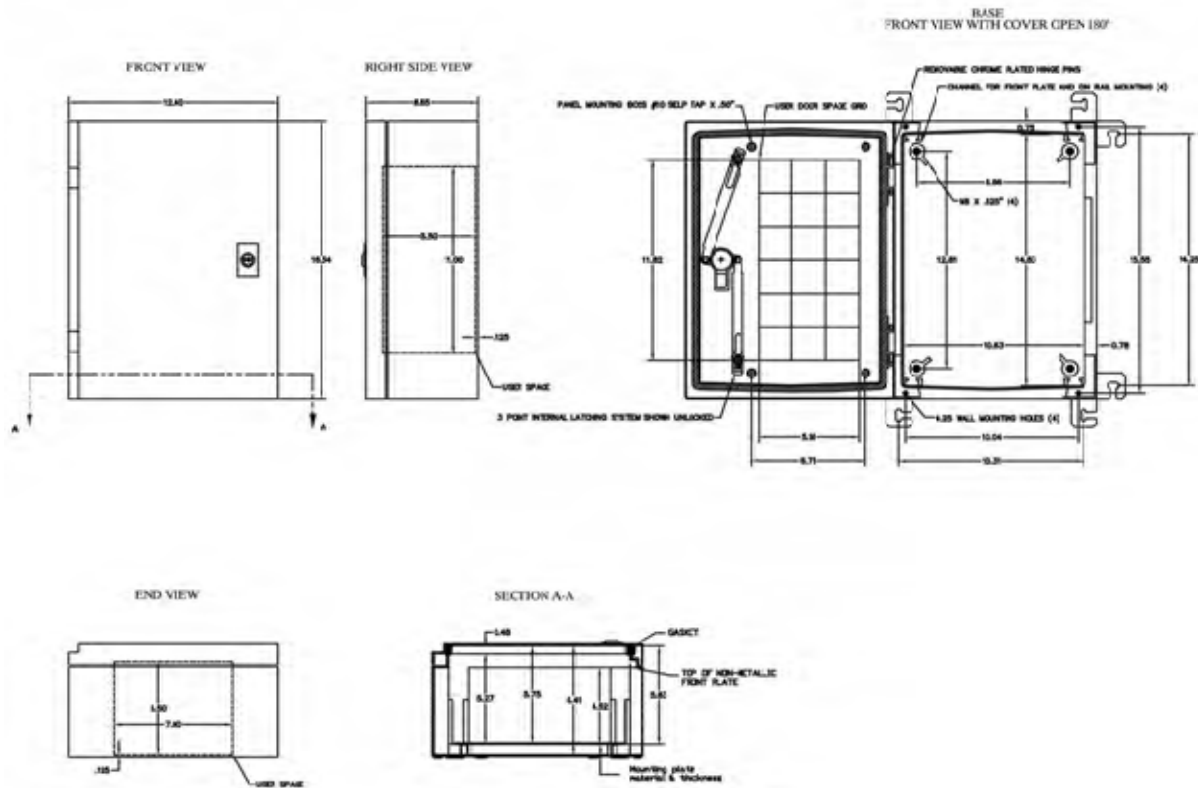
A51-DTCOVER



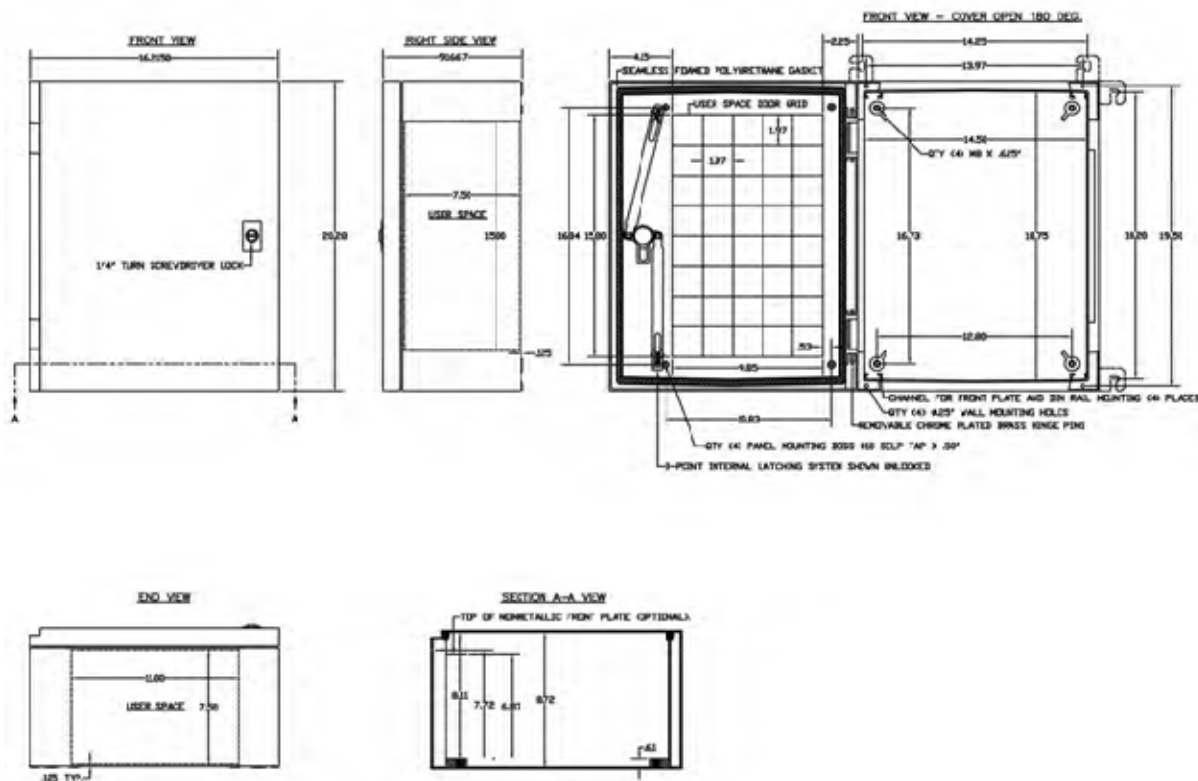
A61-DTCOVER



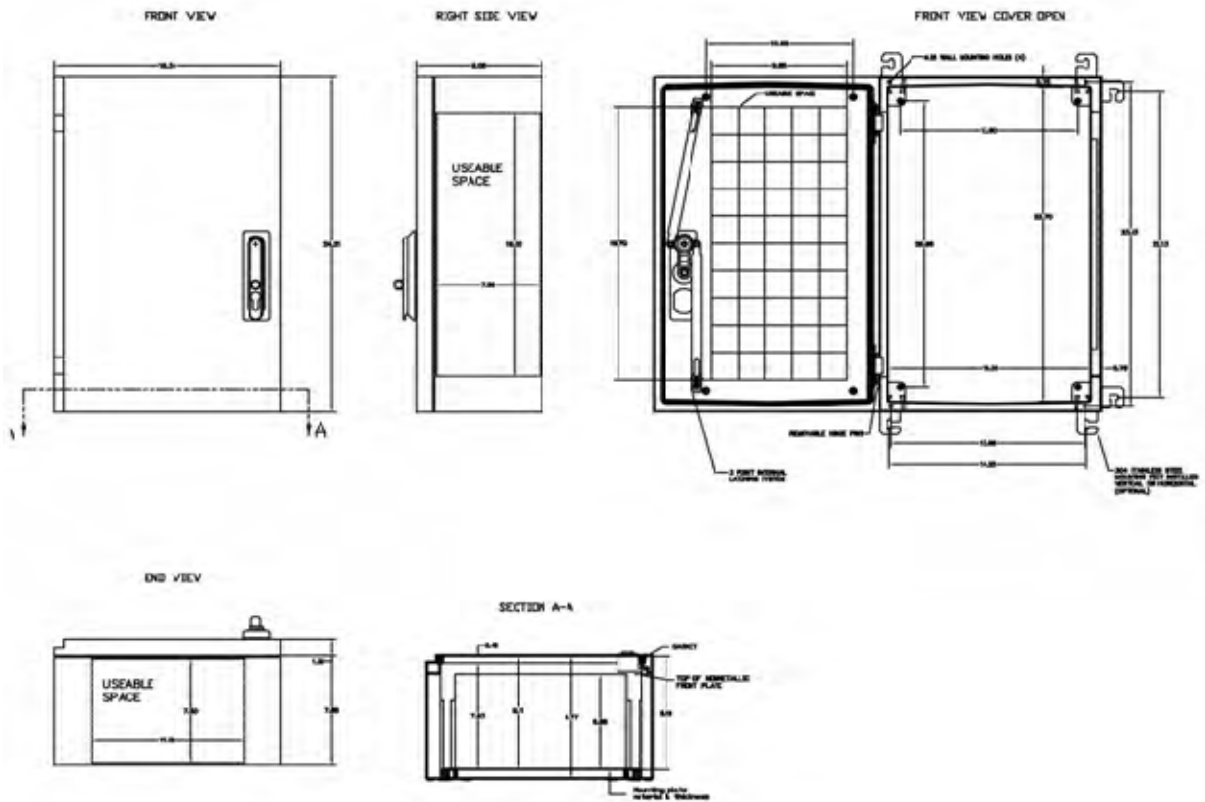
AN1208



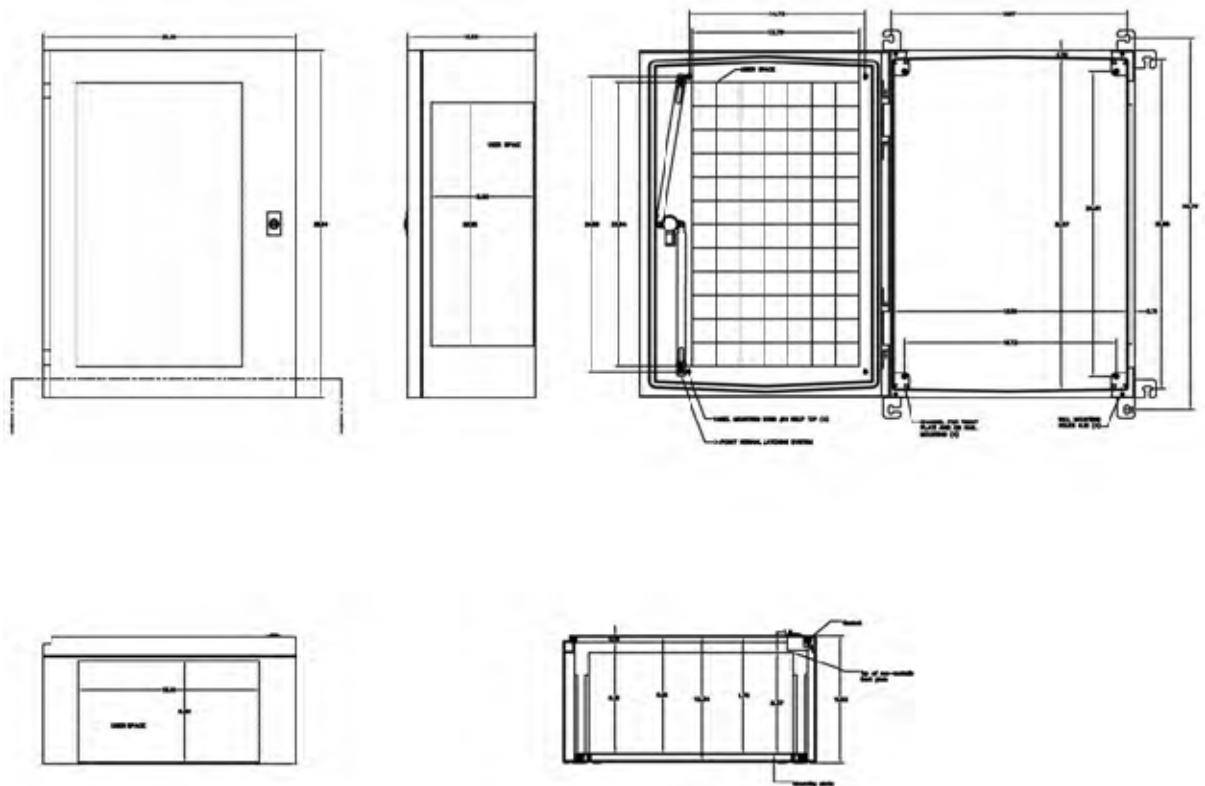
AN1612



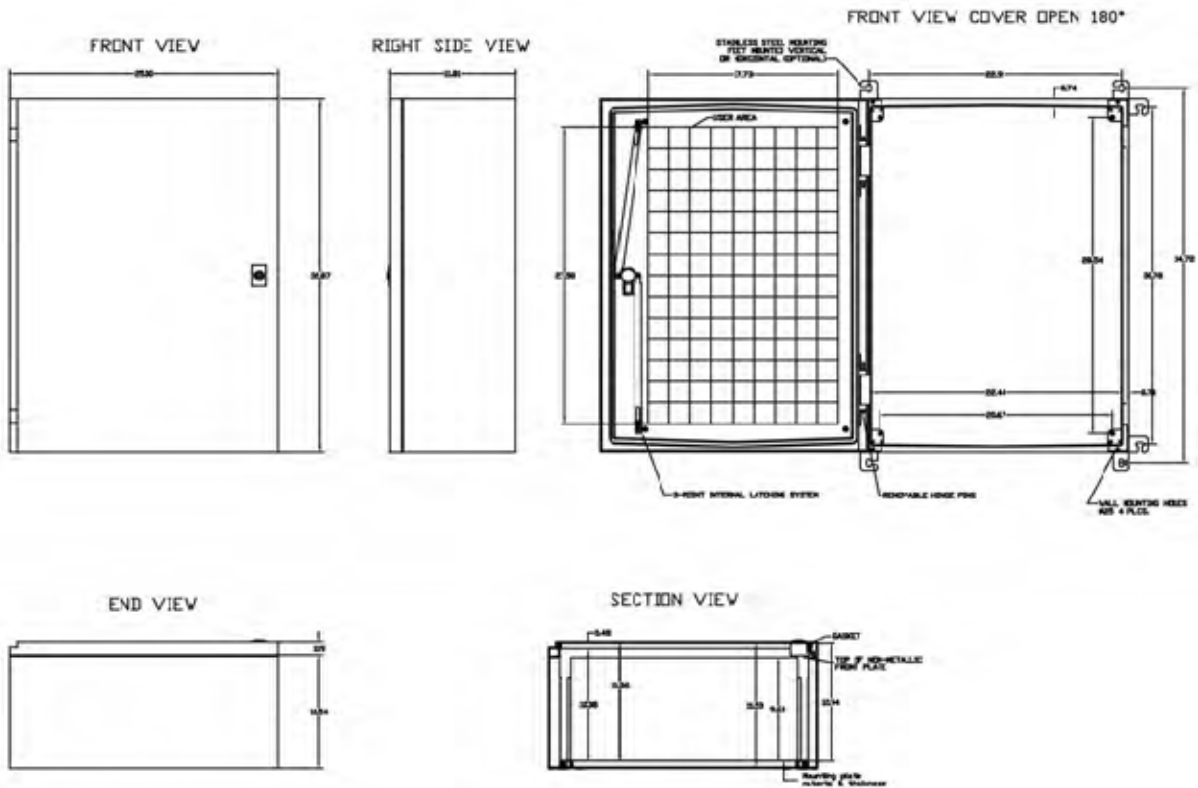
AN2016



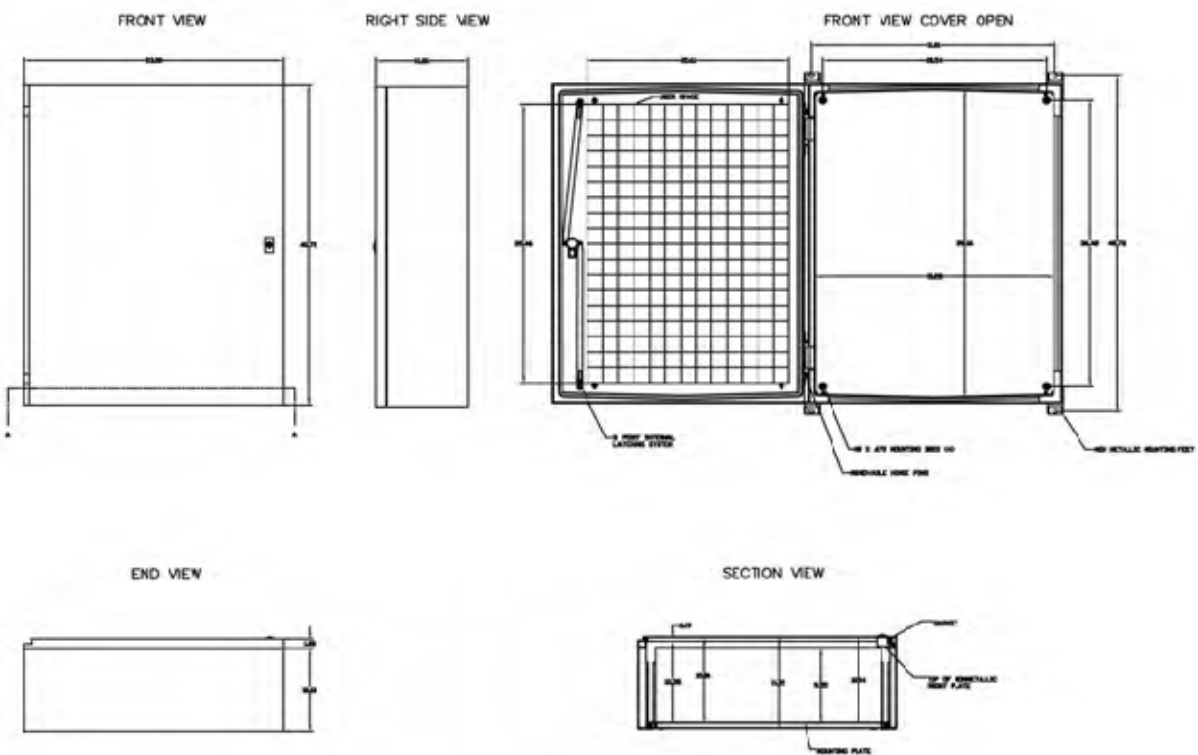
AN2416



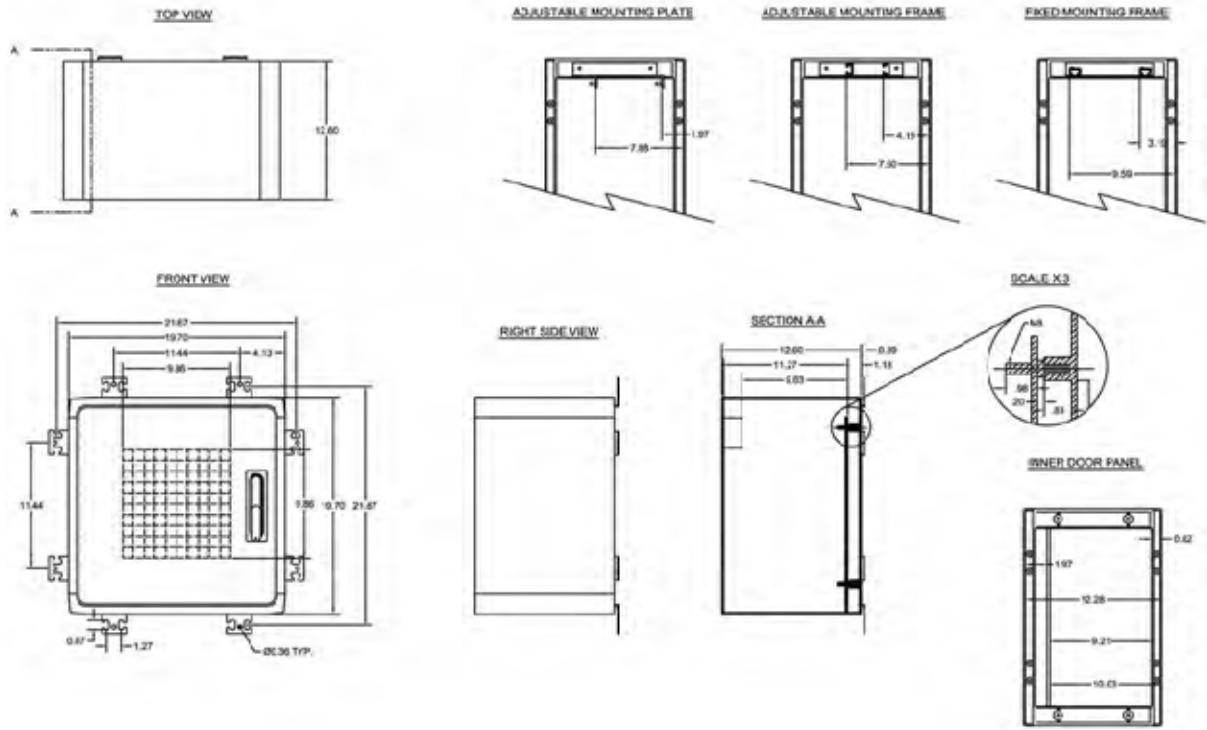
AN2820



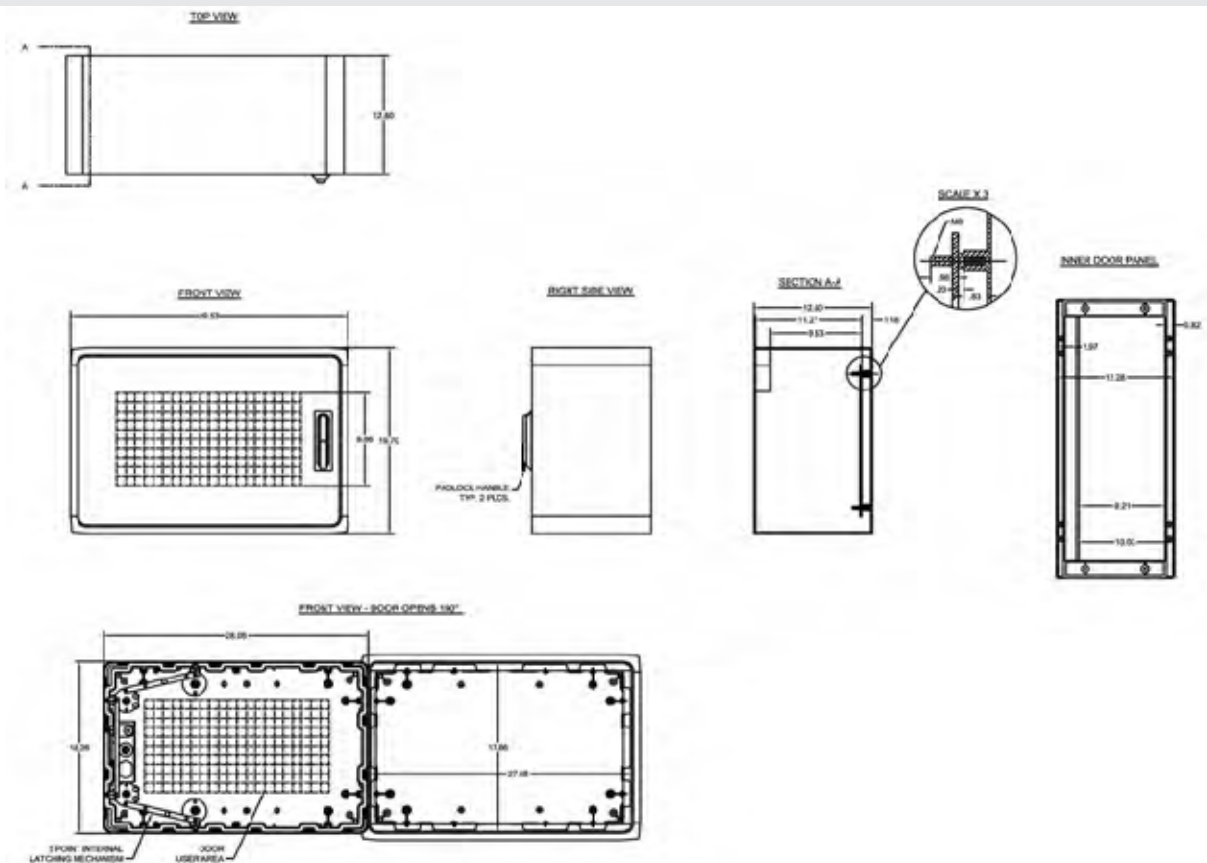
AN3325



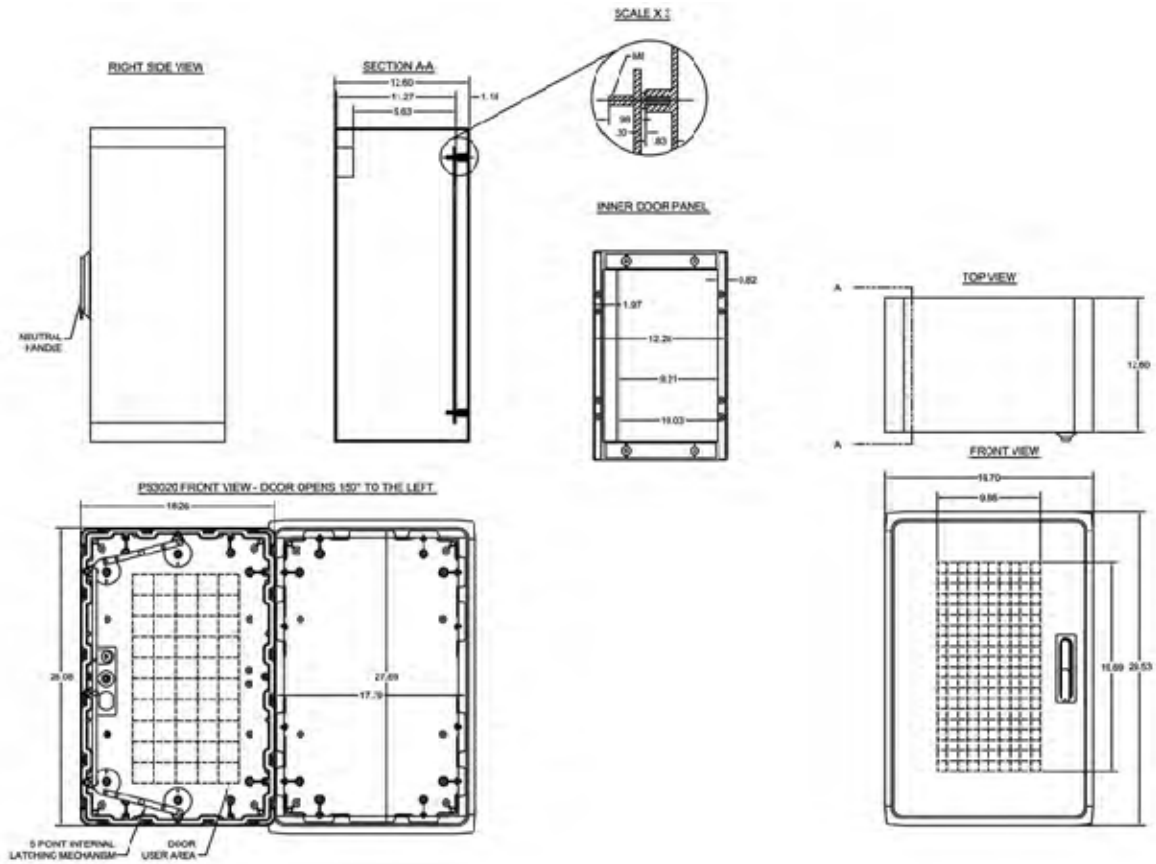
AN4032



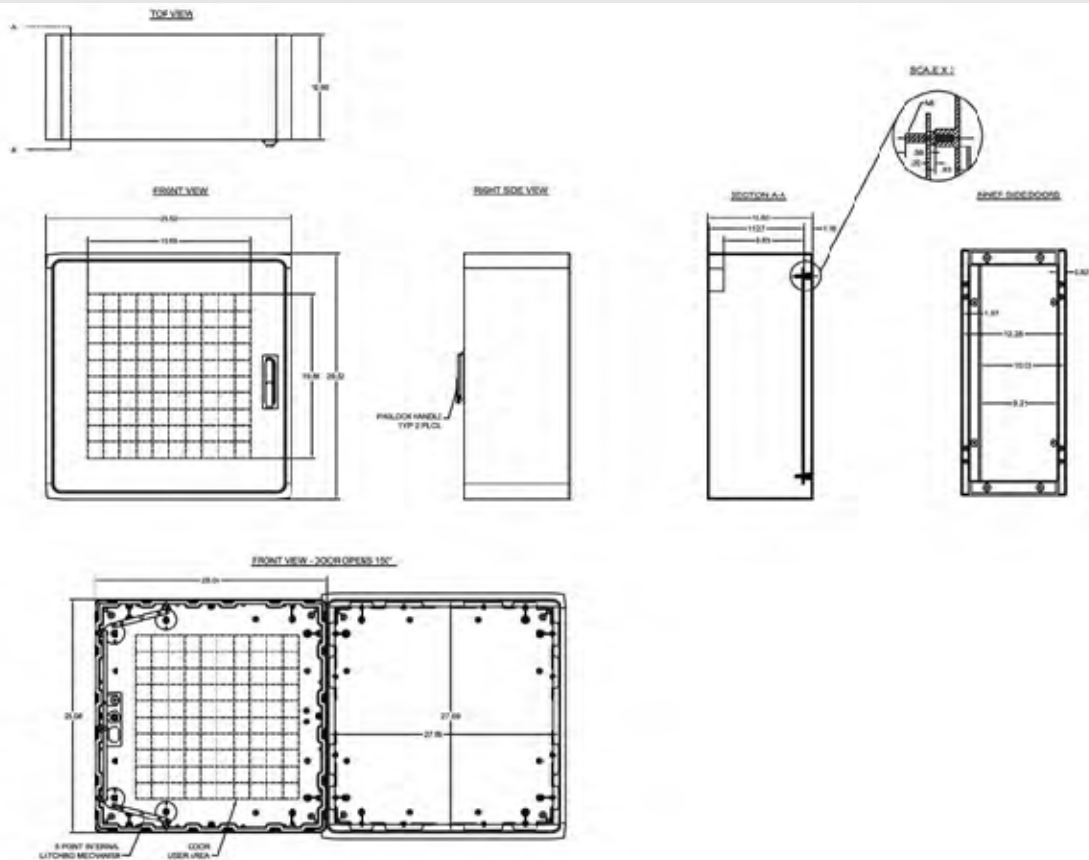
PS2020



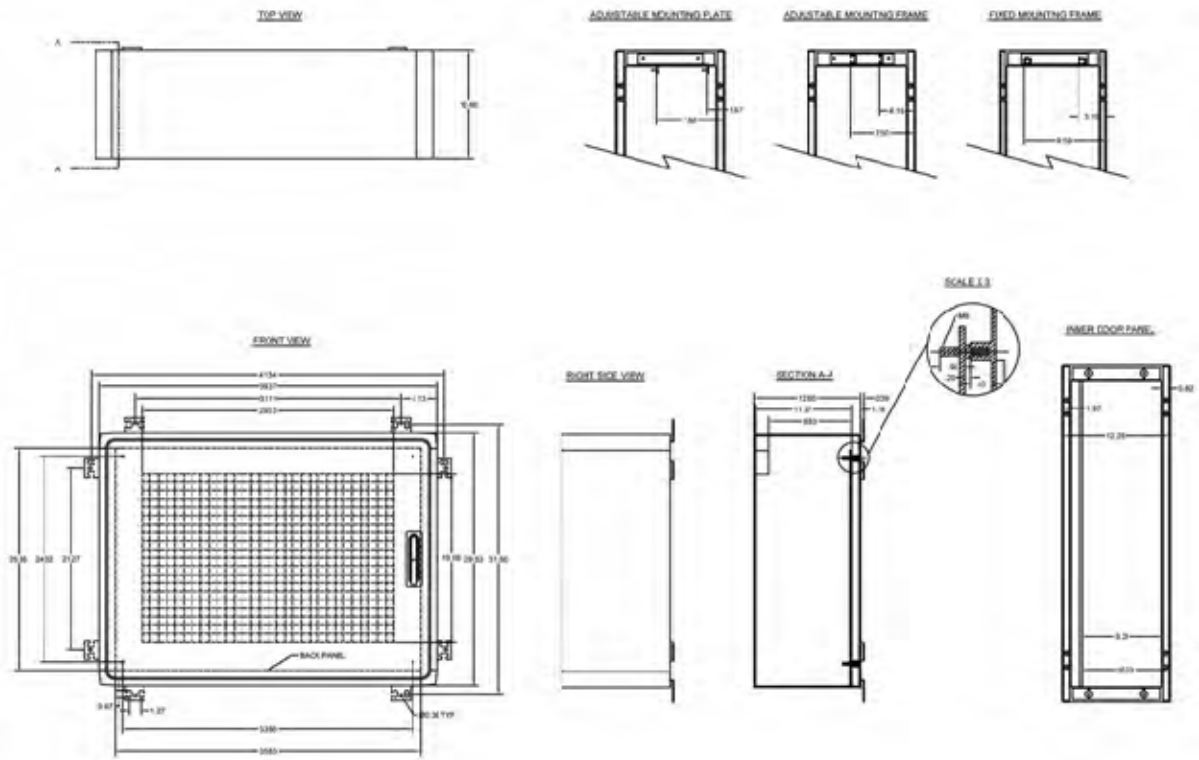
PS2030



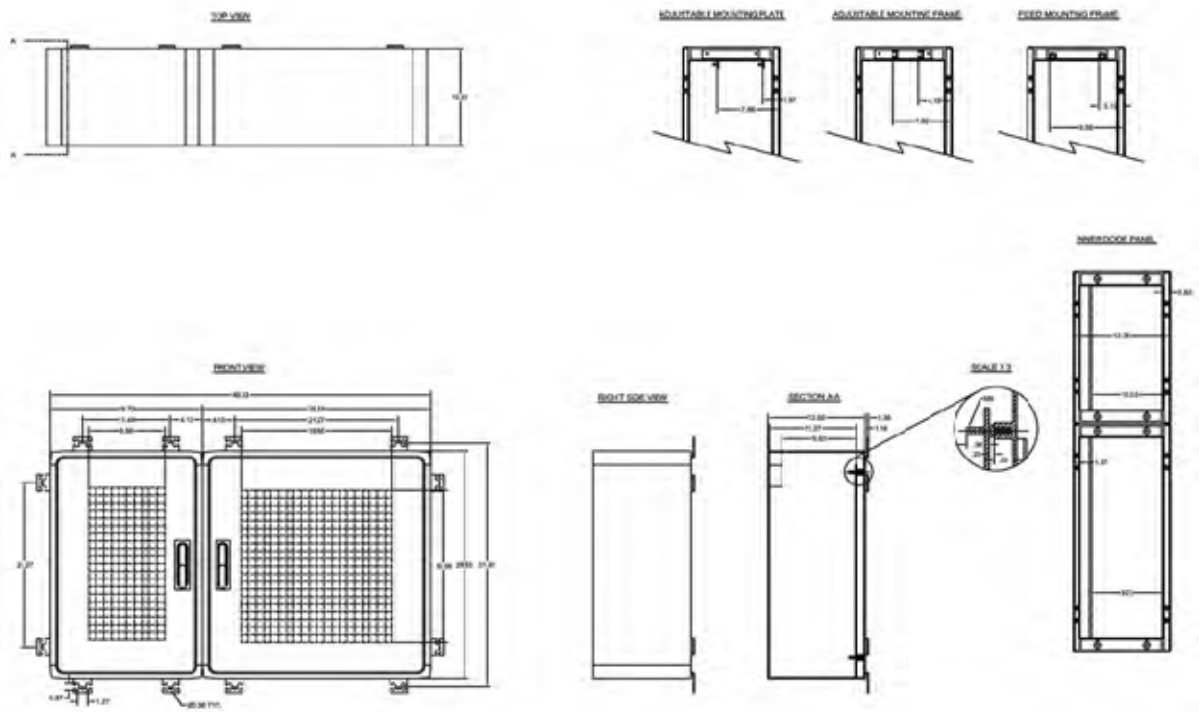
PS3020



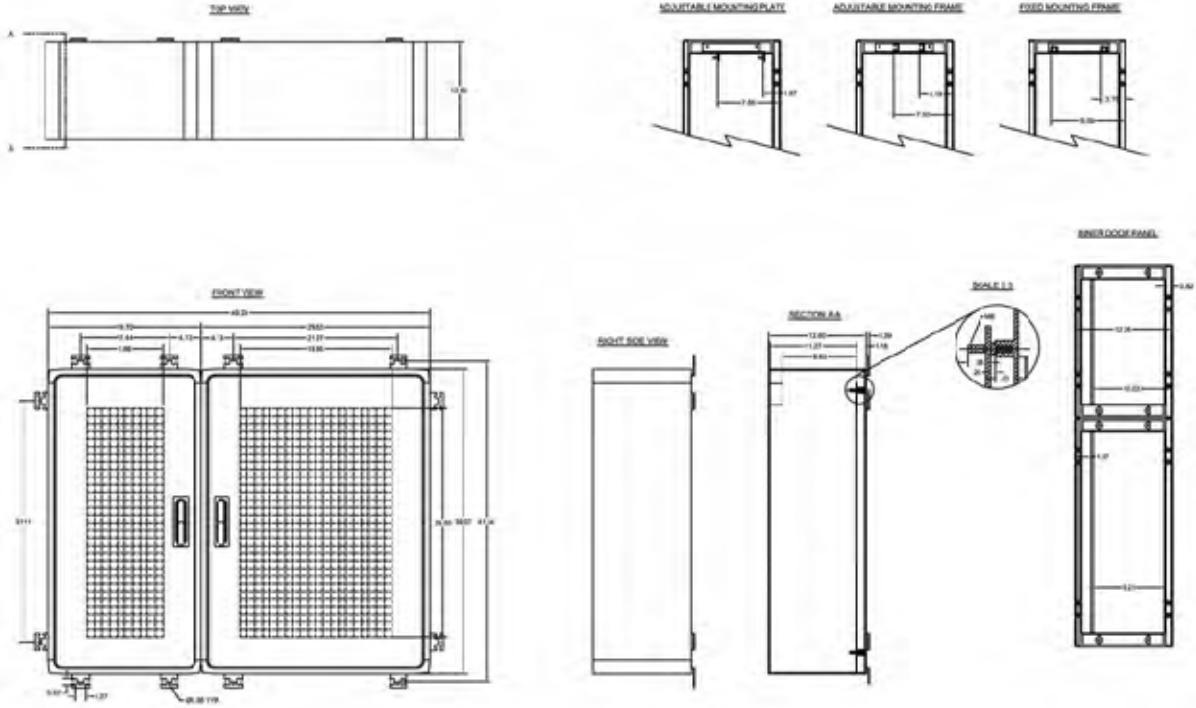
PS3030



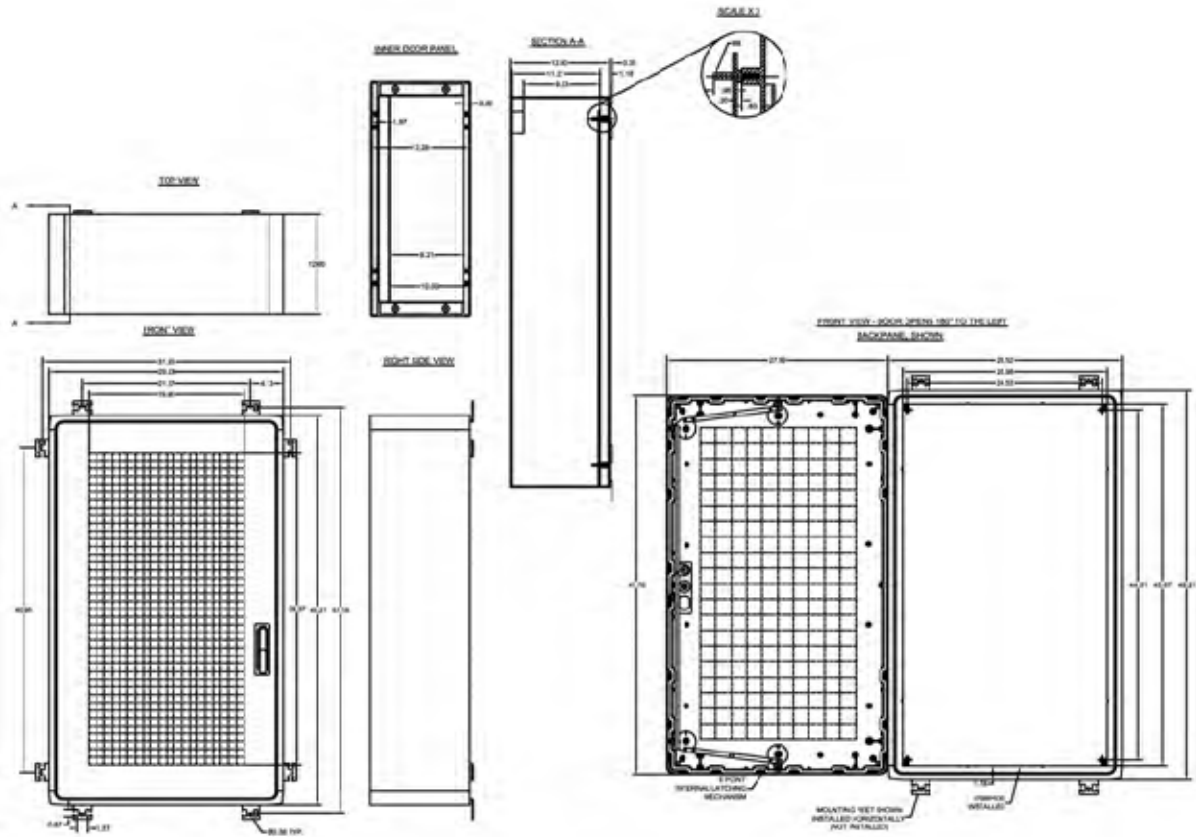
PS3040



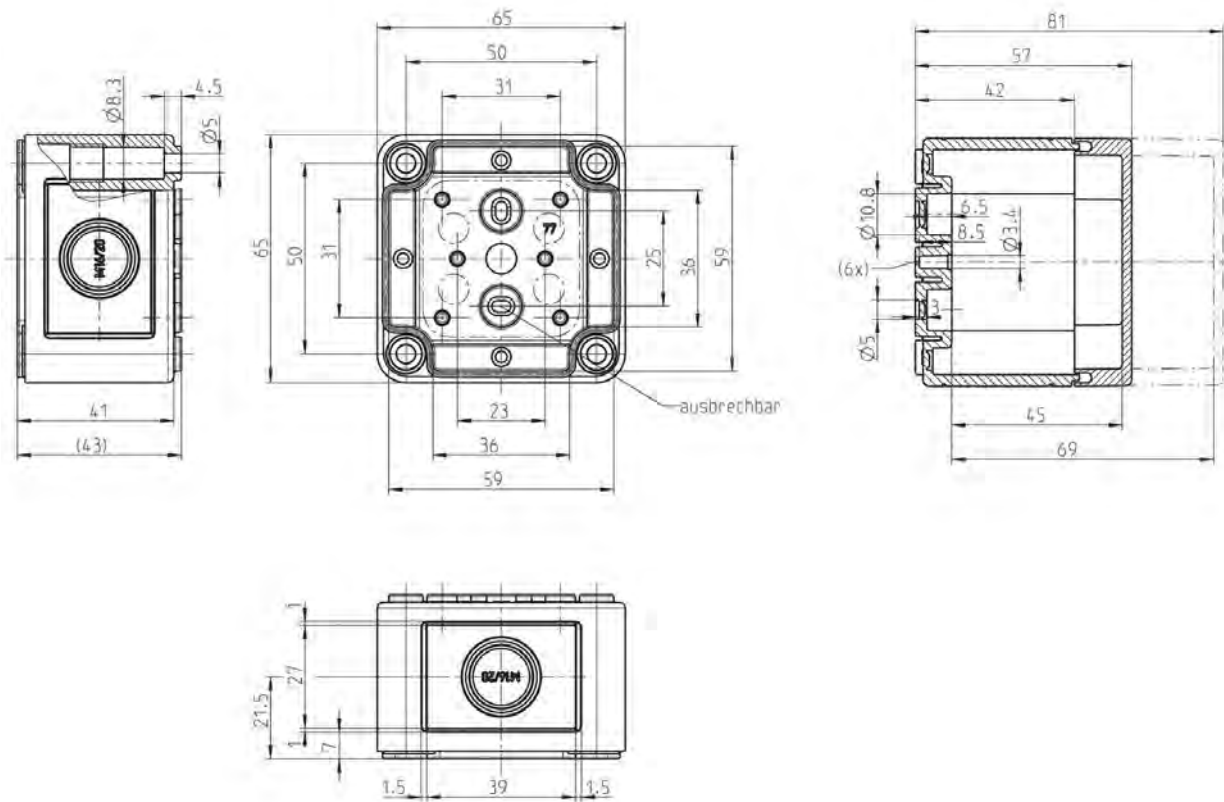
PS3050/2



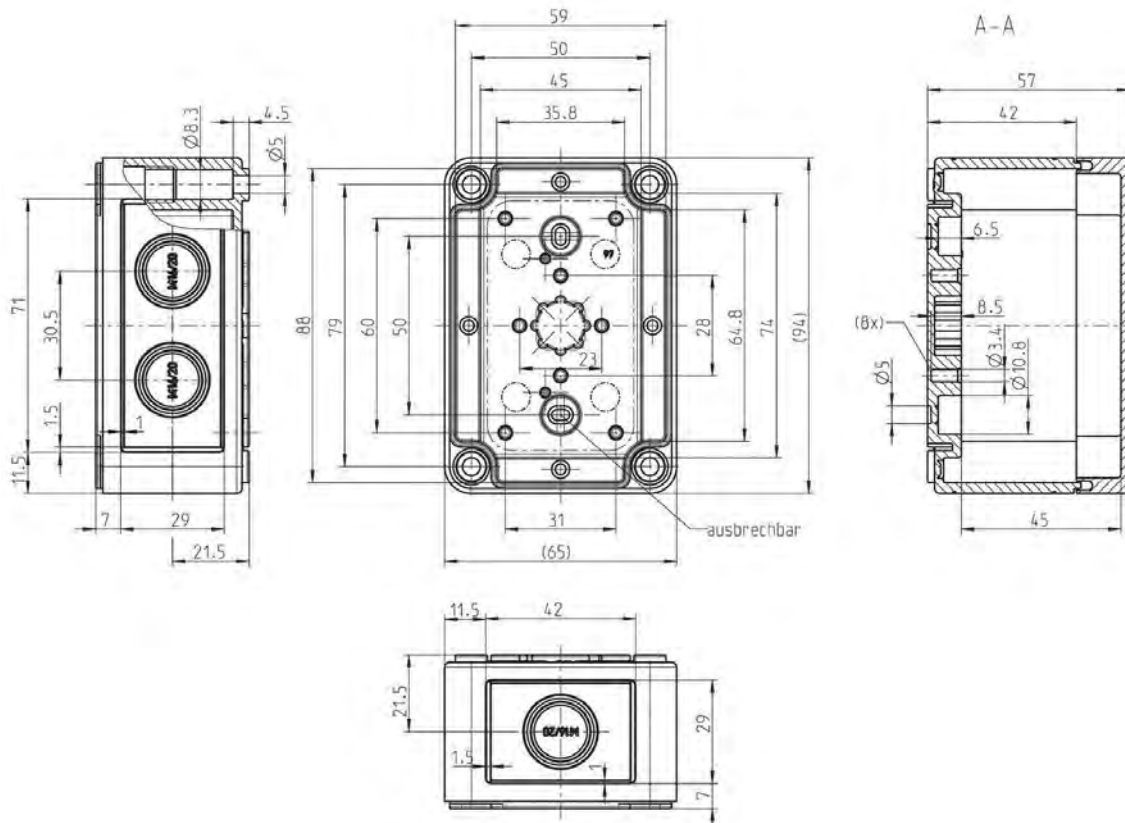
PS4050/2



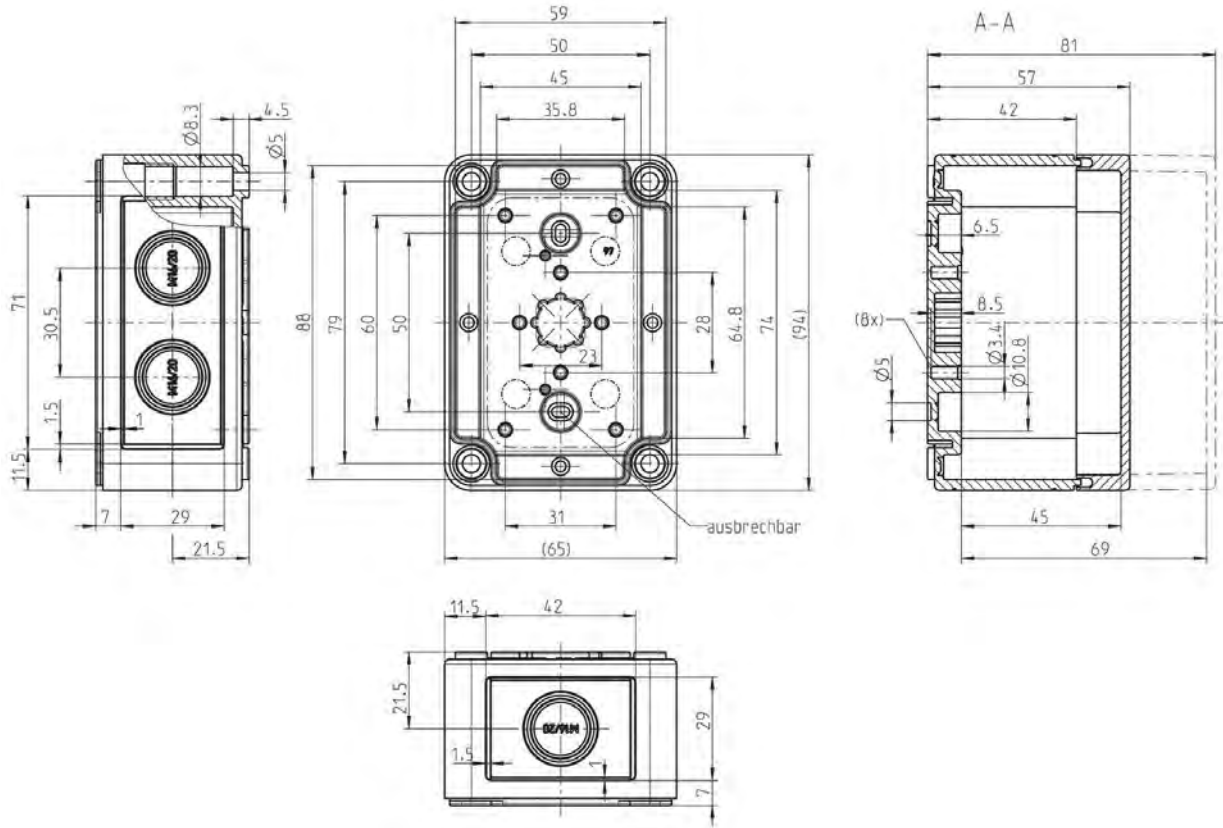
PS5030



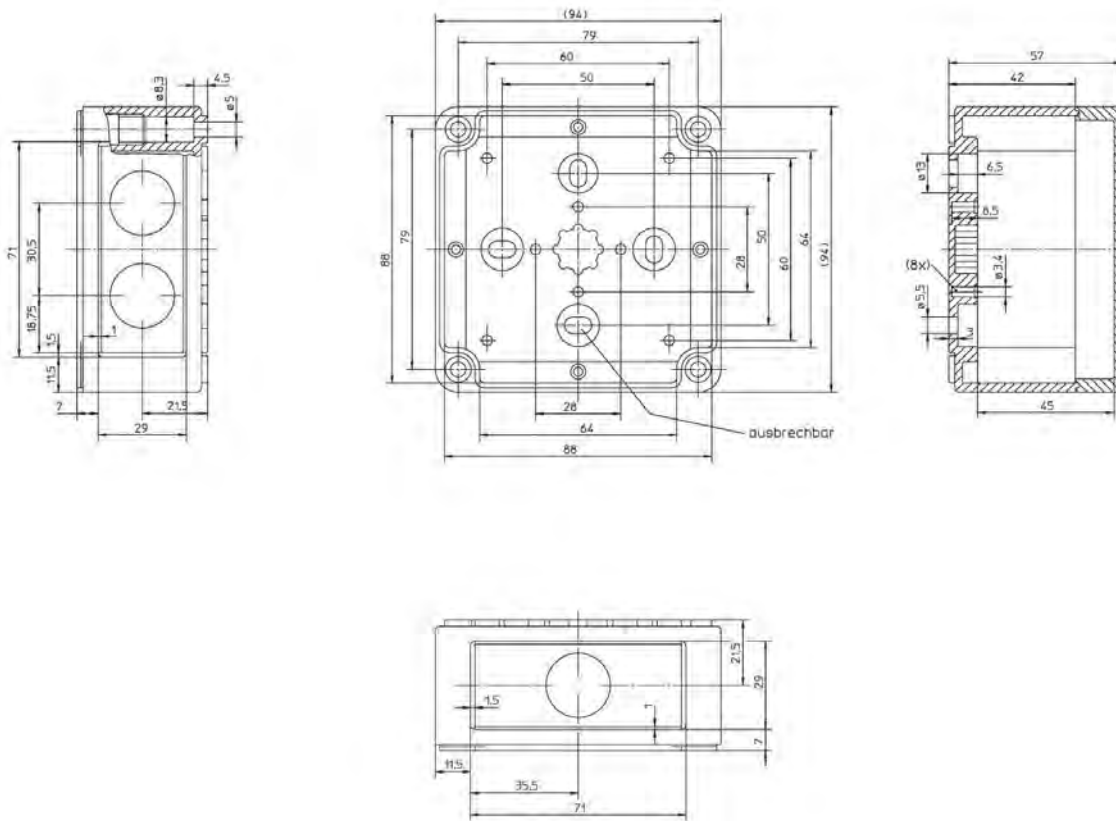
MB252503



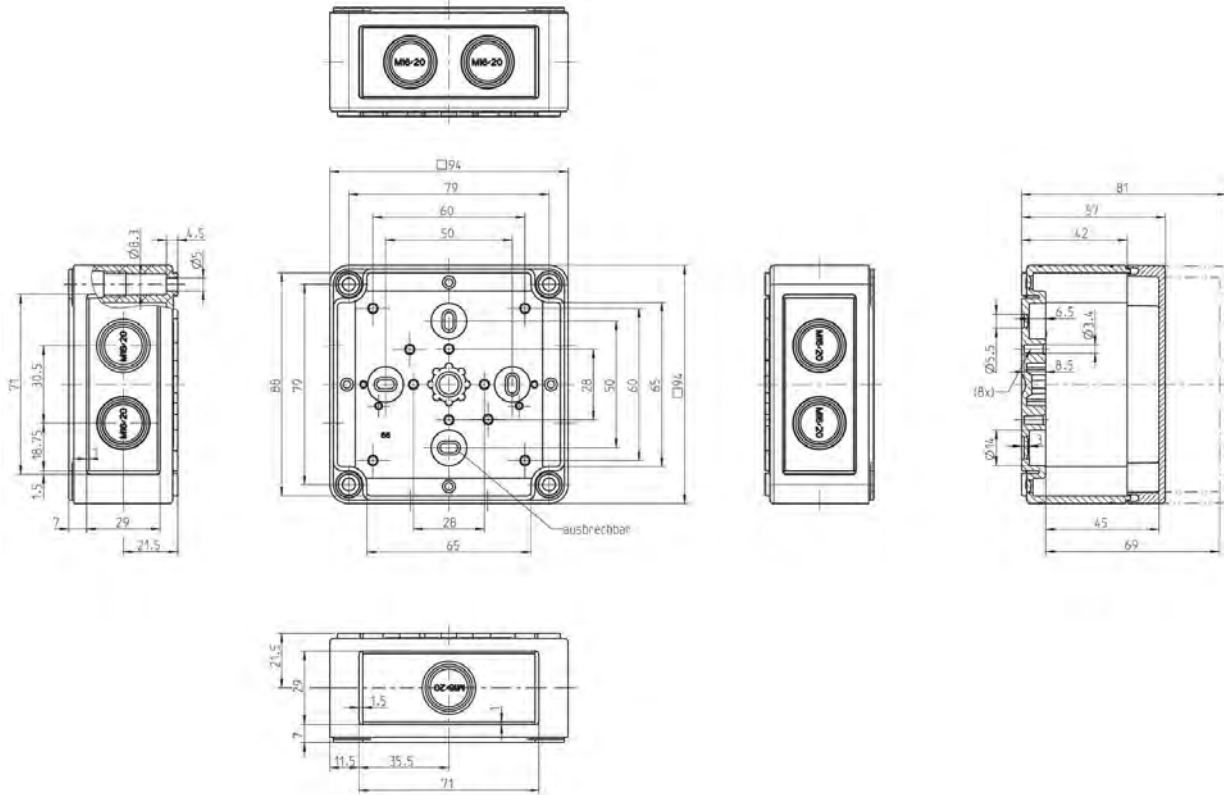
MB042502



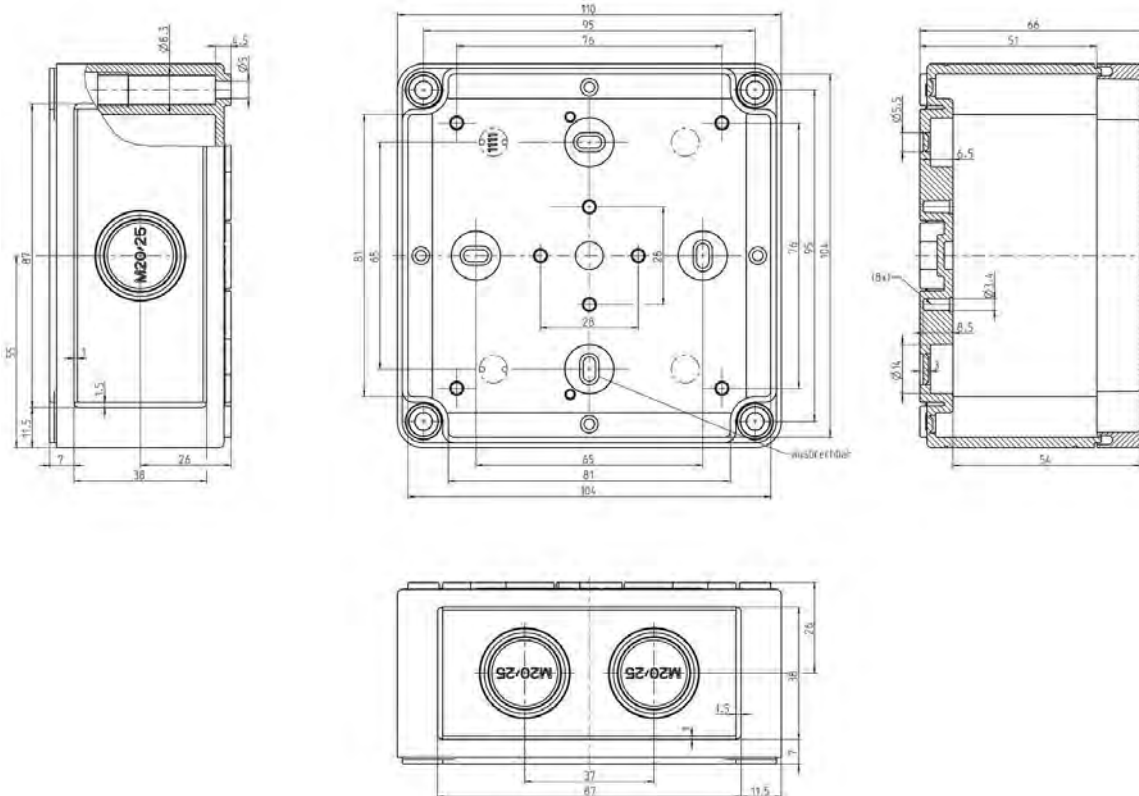
MB042503



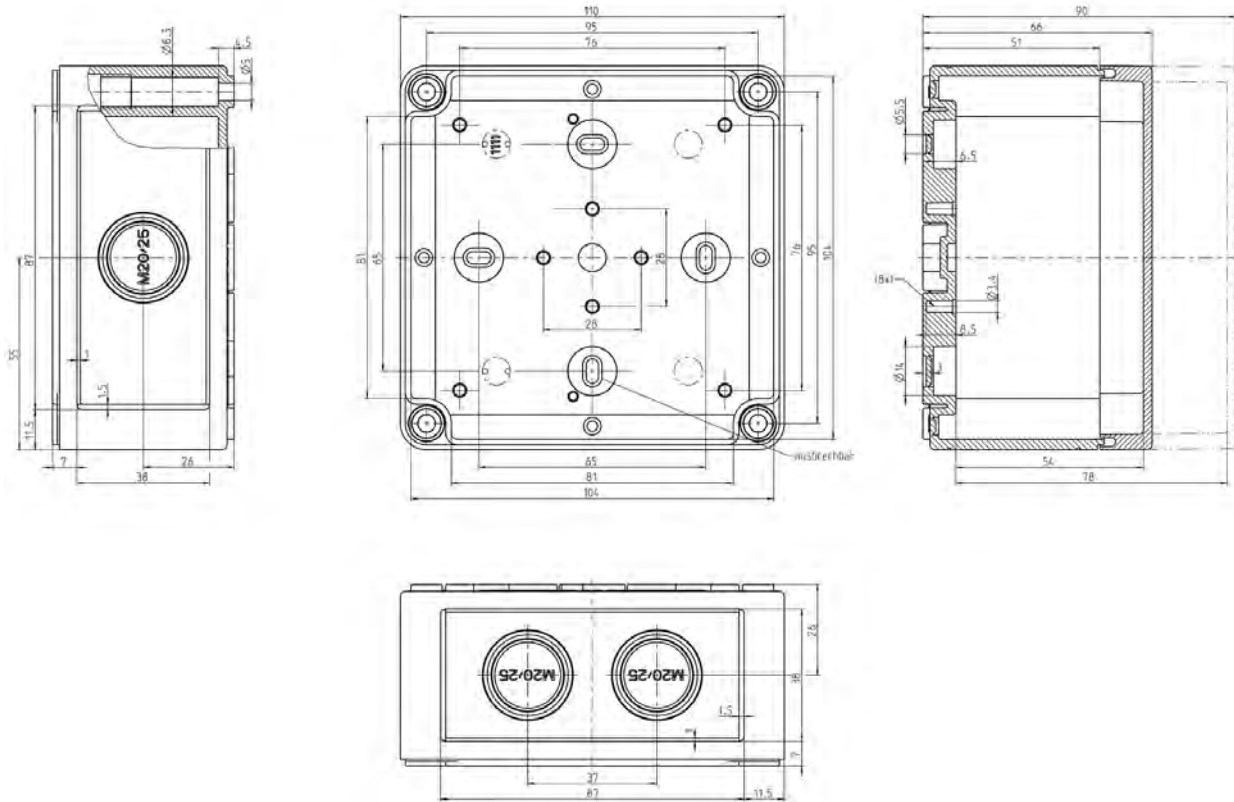
MB040402



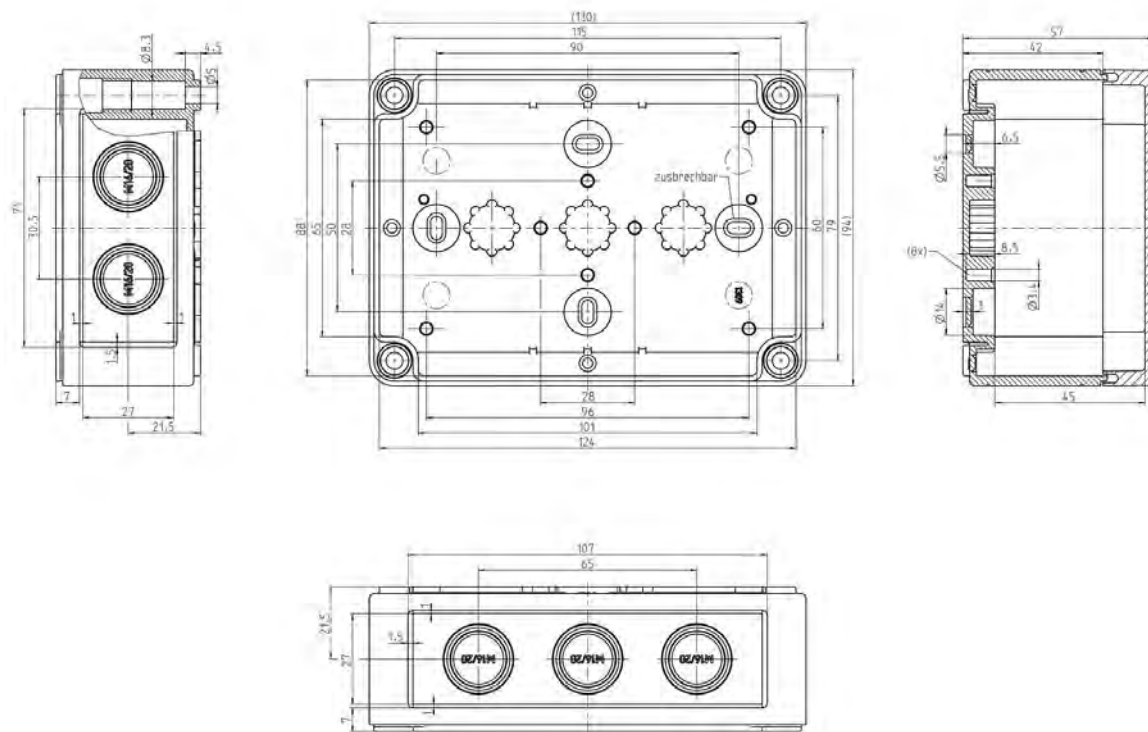
MB040403



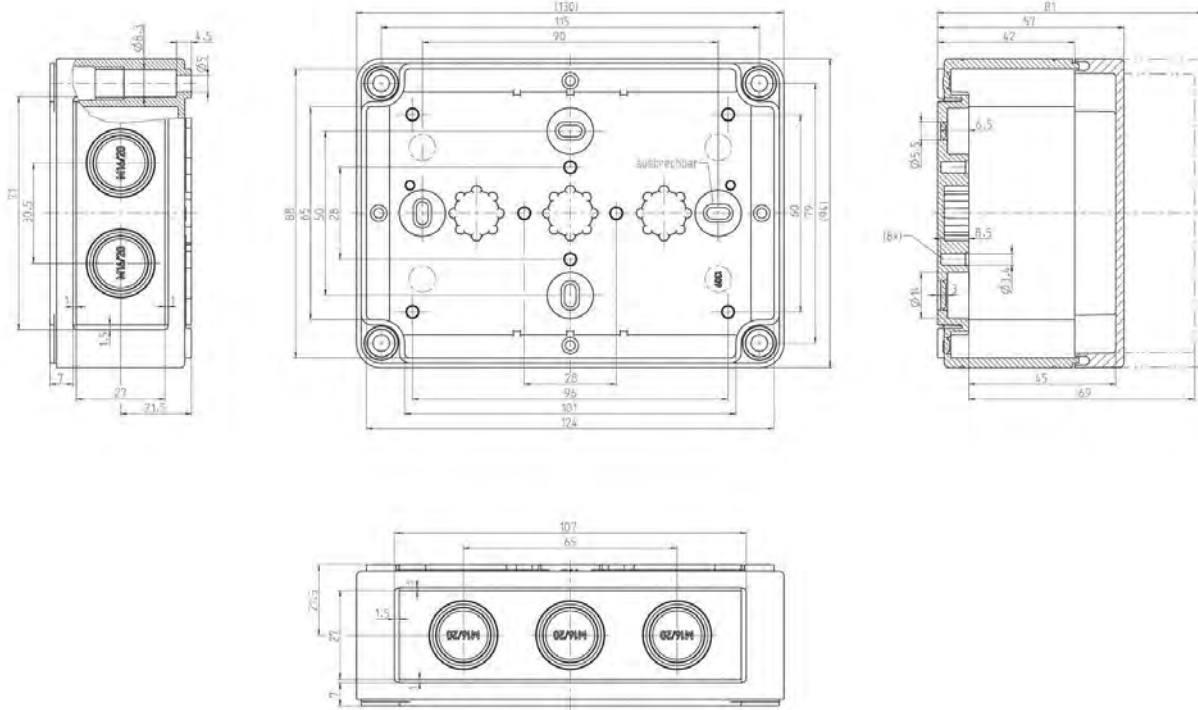
MB040425



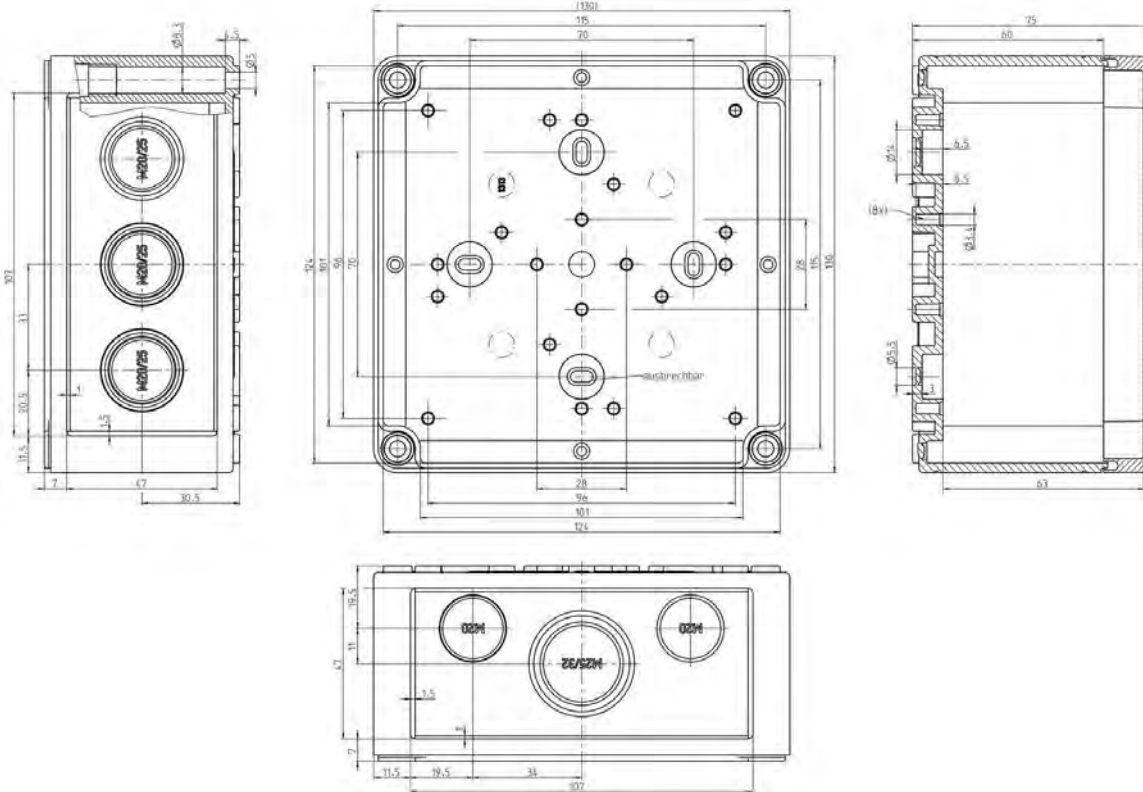
MB040435



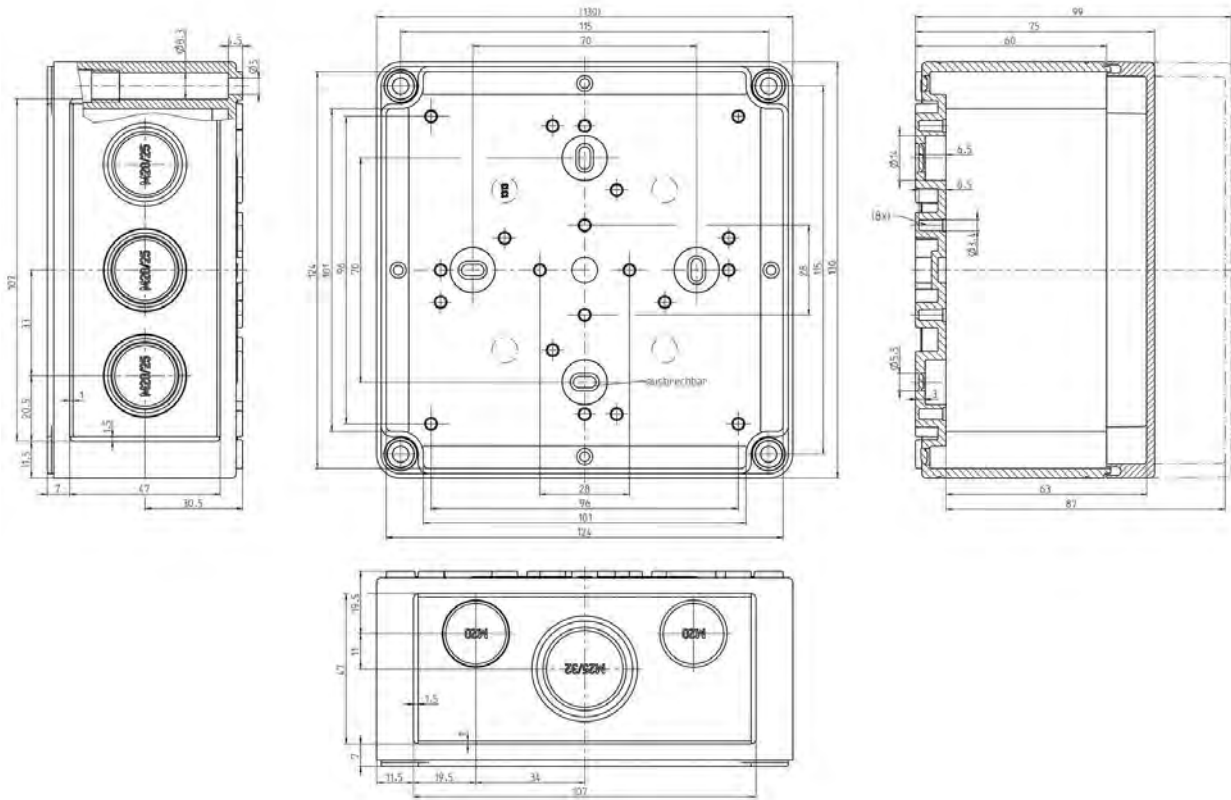
MB050402



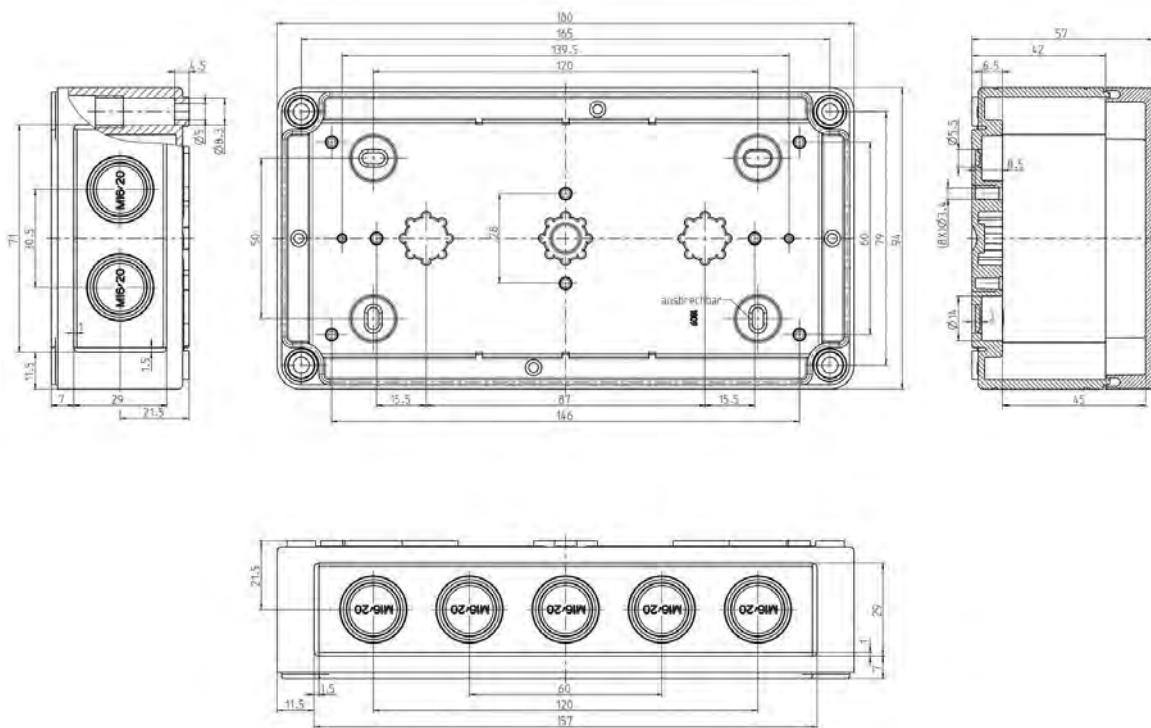
MB050403



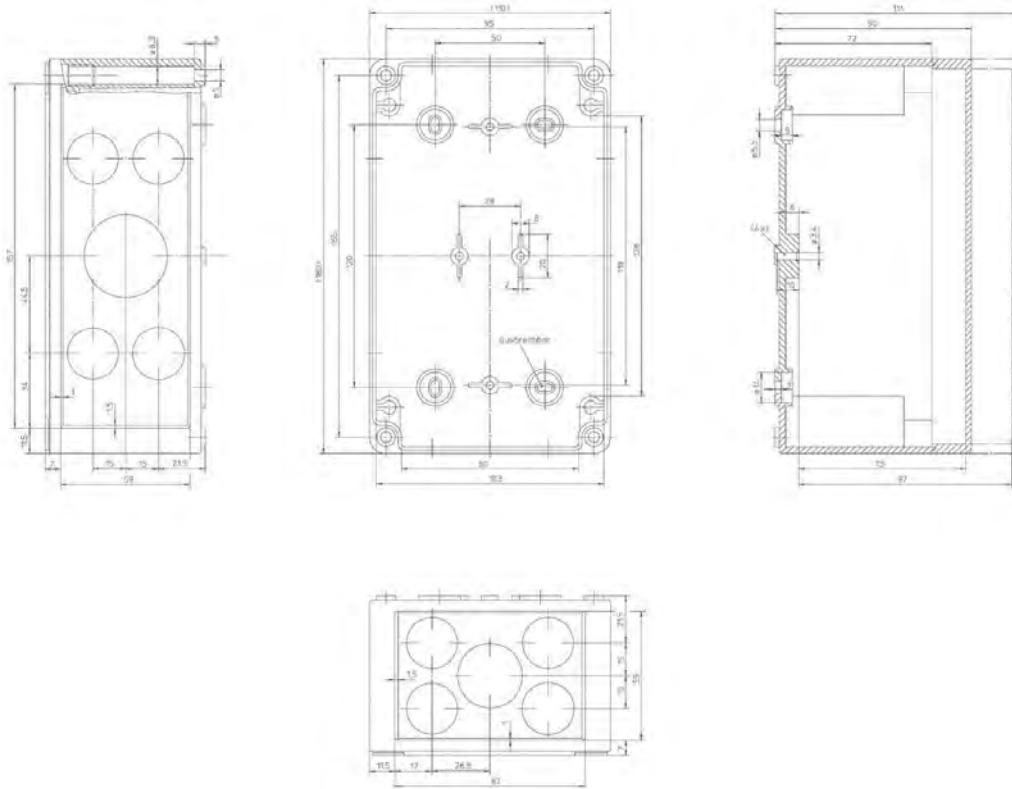
MB050503



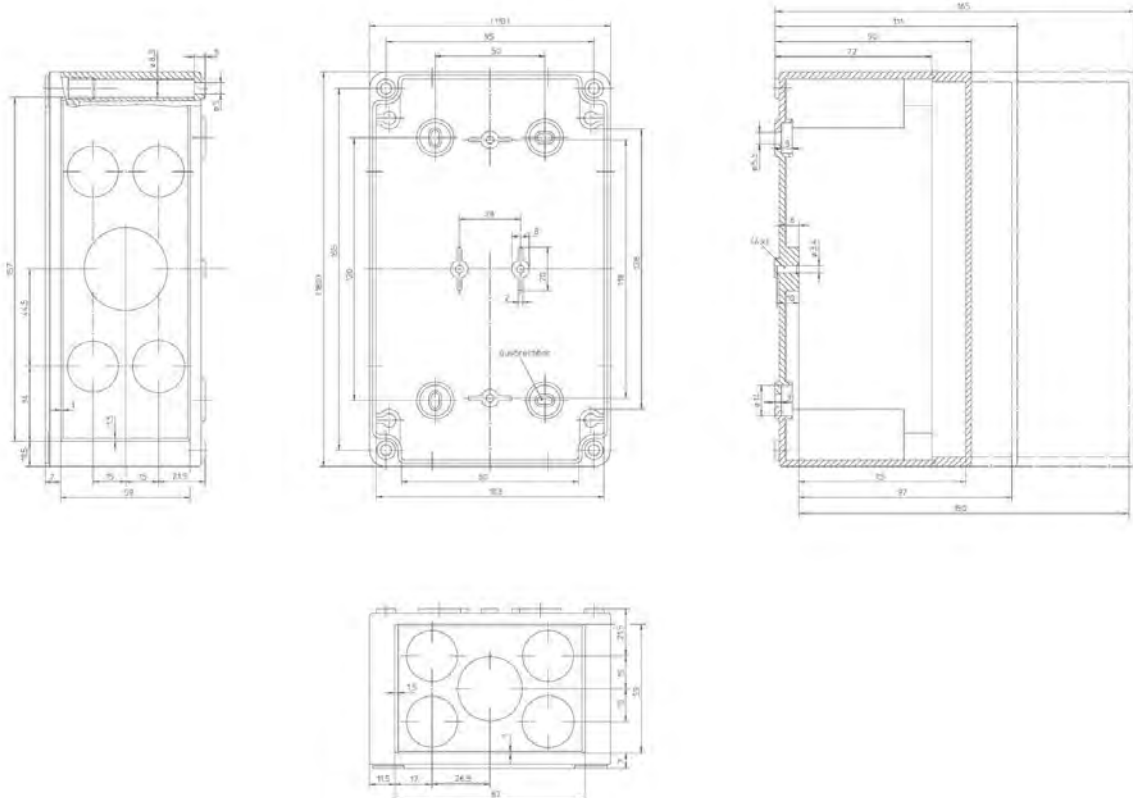
MB050504



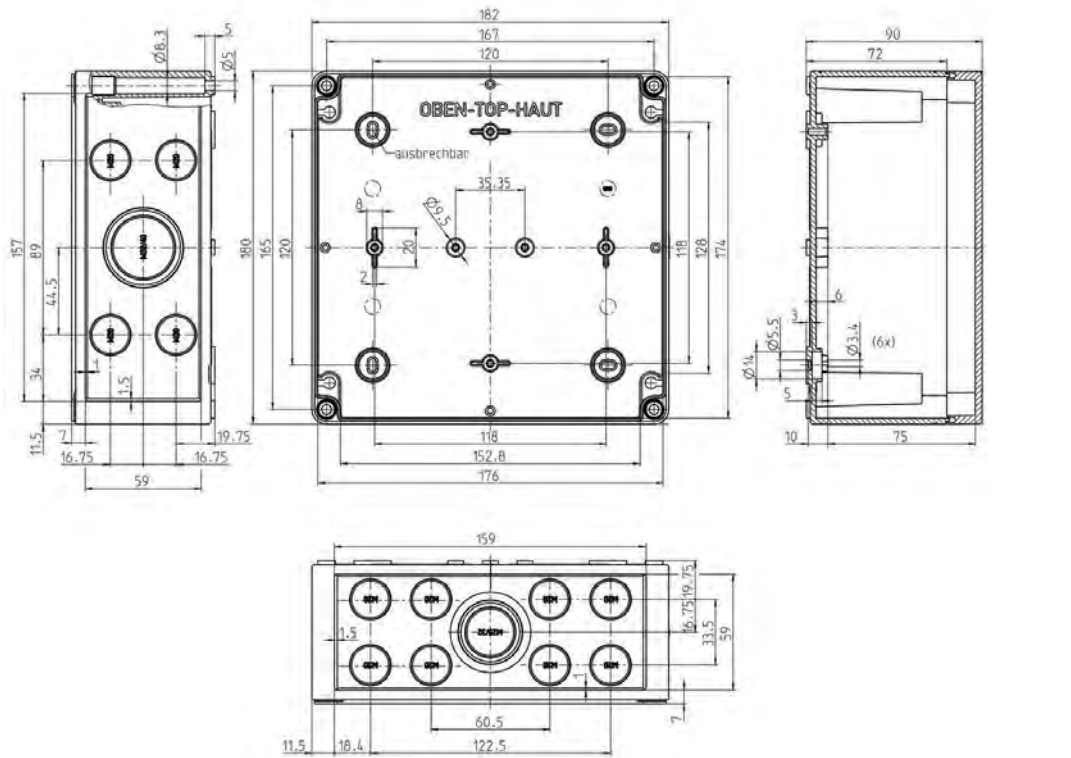
MB070402



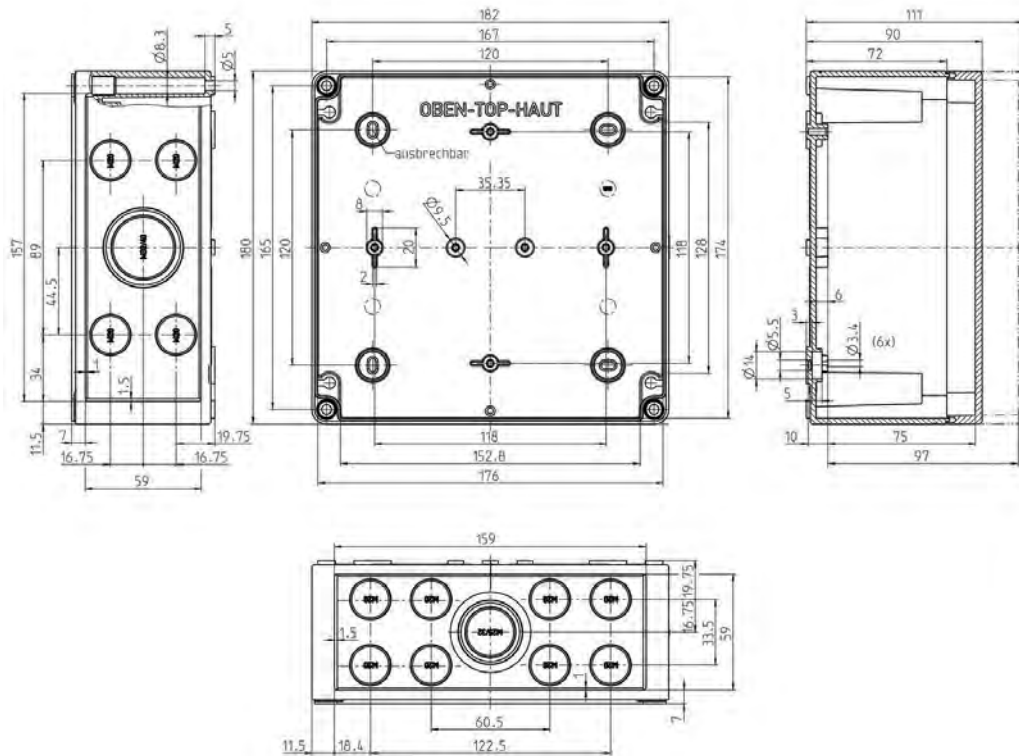
MB070404



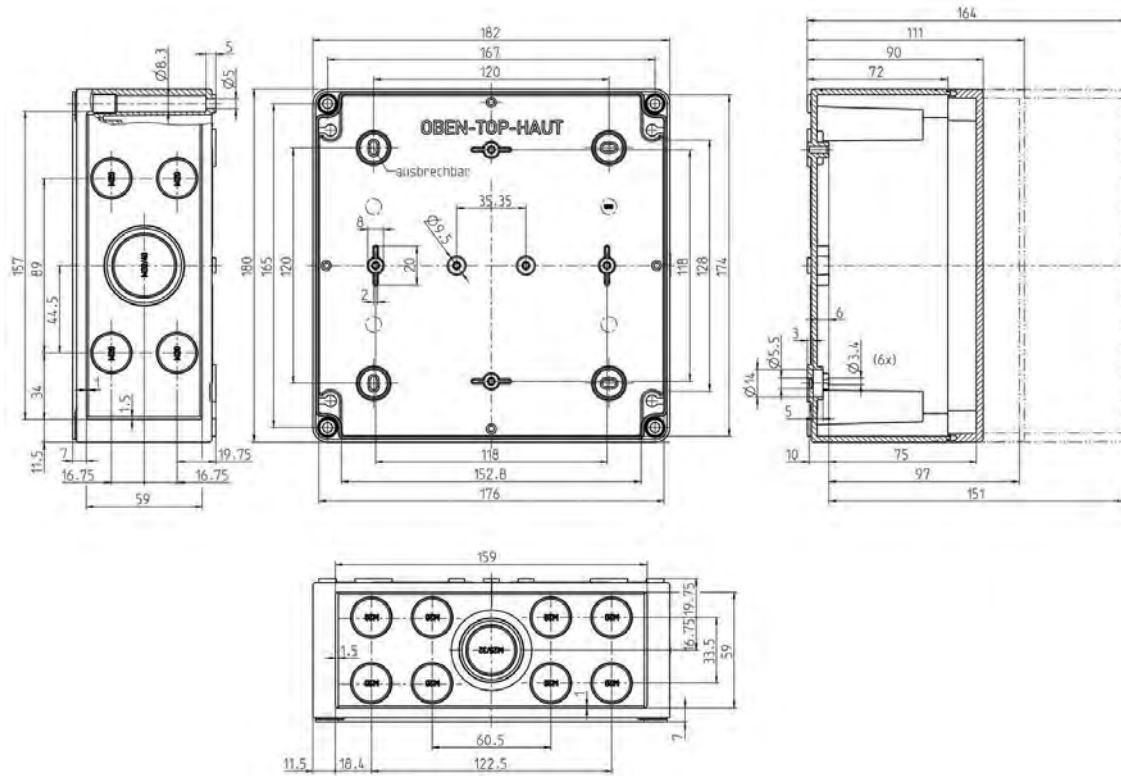
MB070465



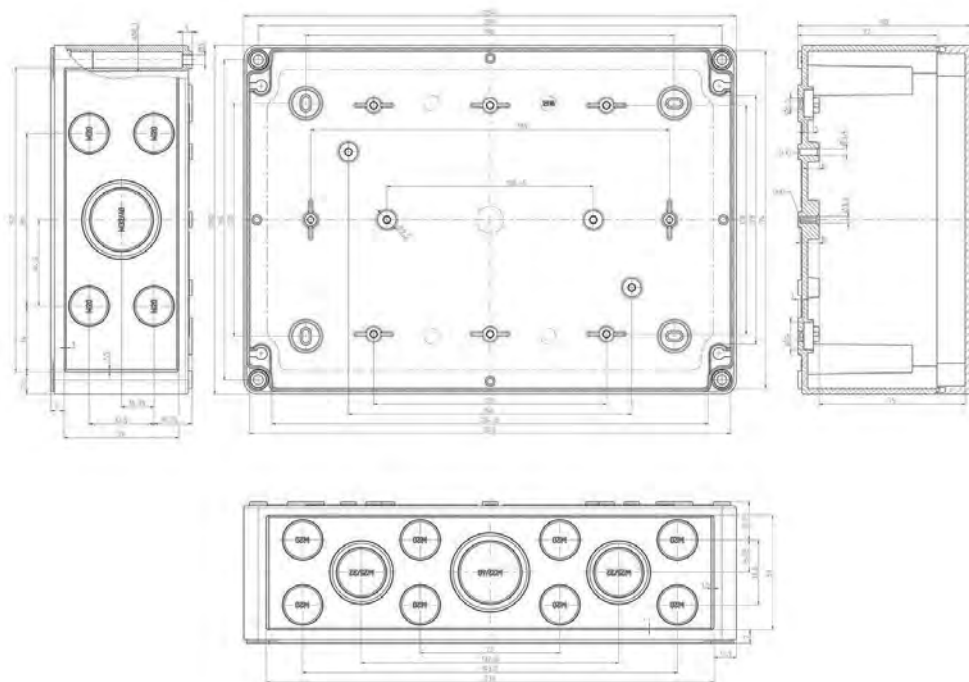
MB070735



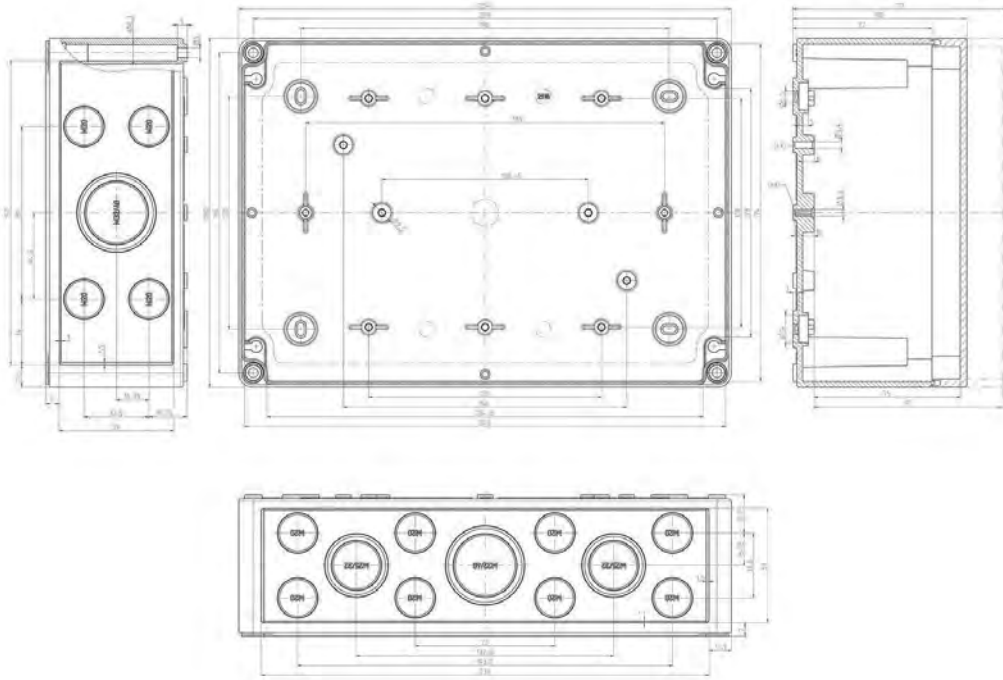
MB070704



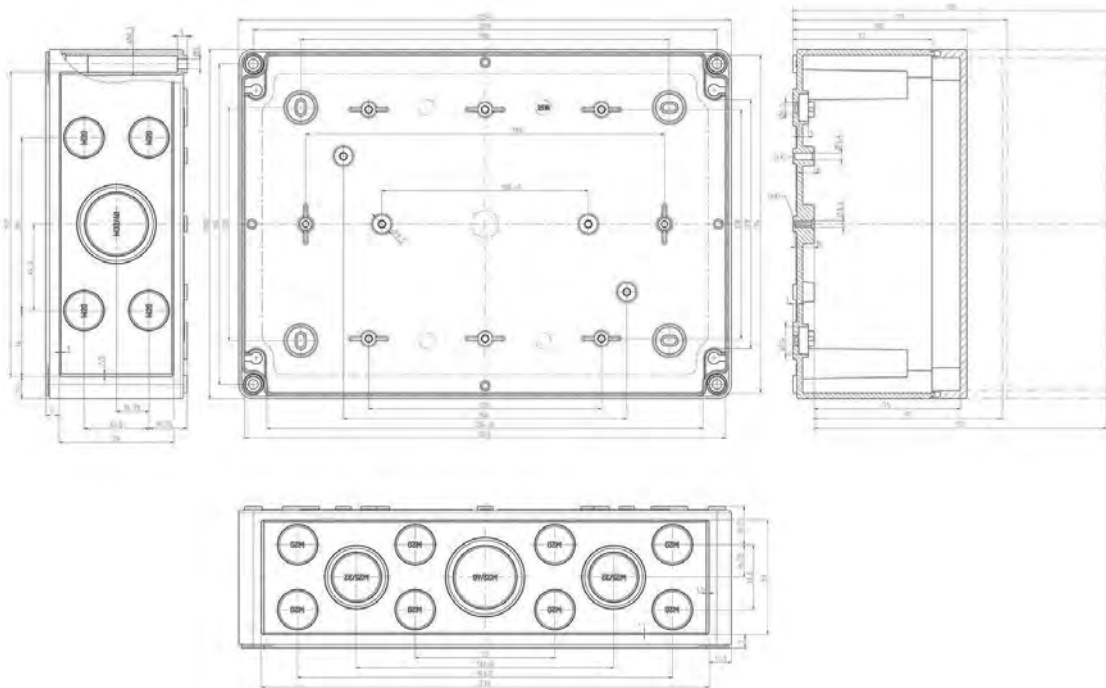
MB070765



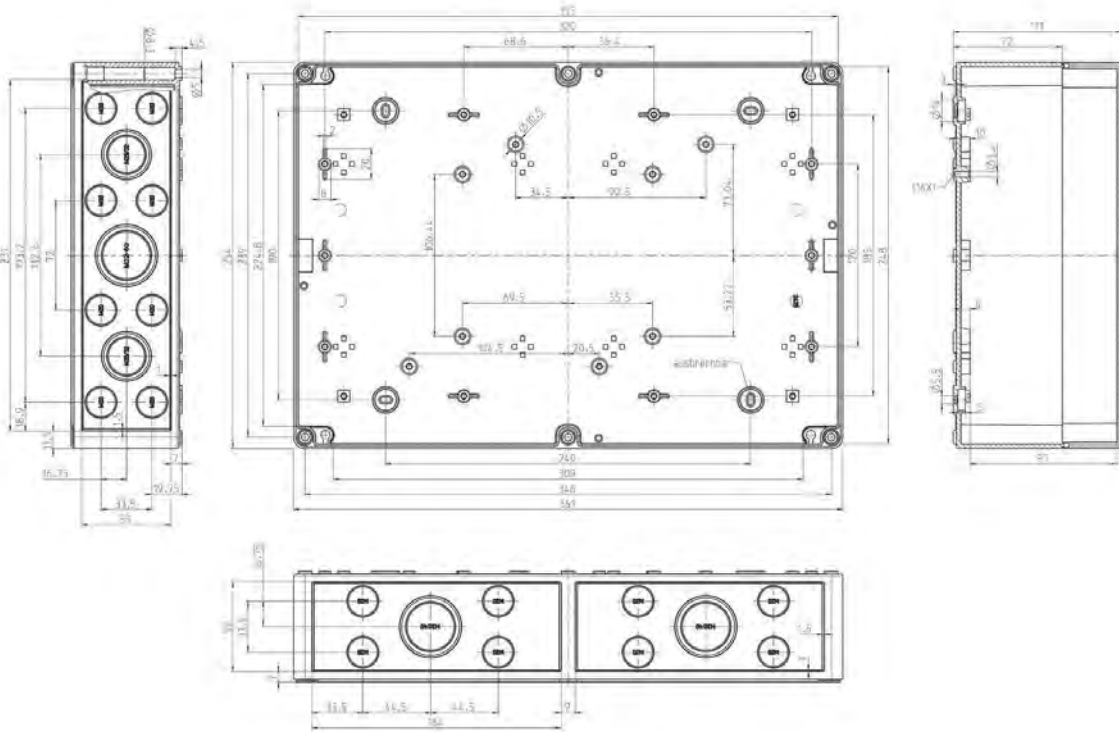
MB100735



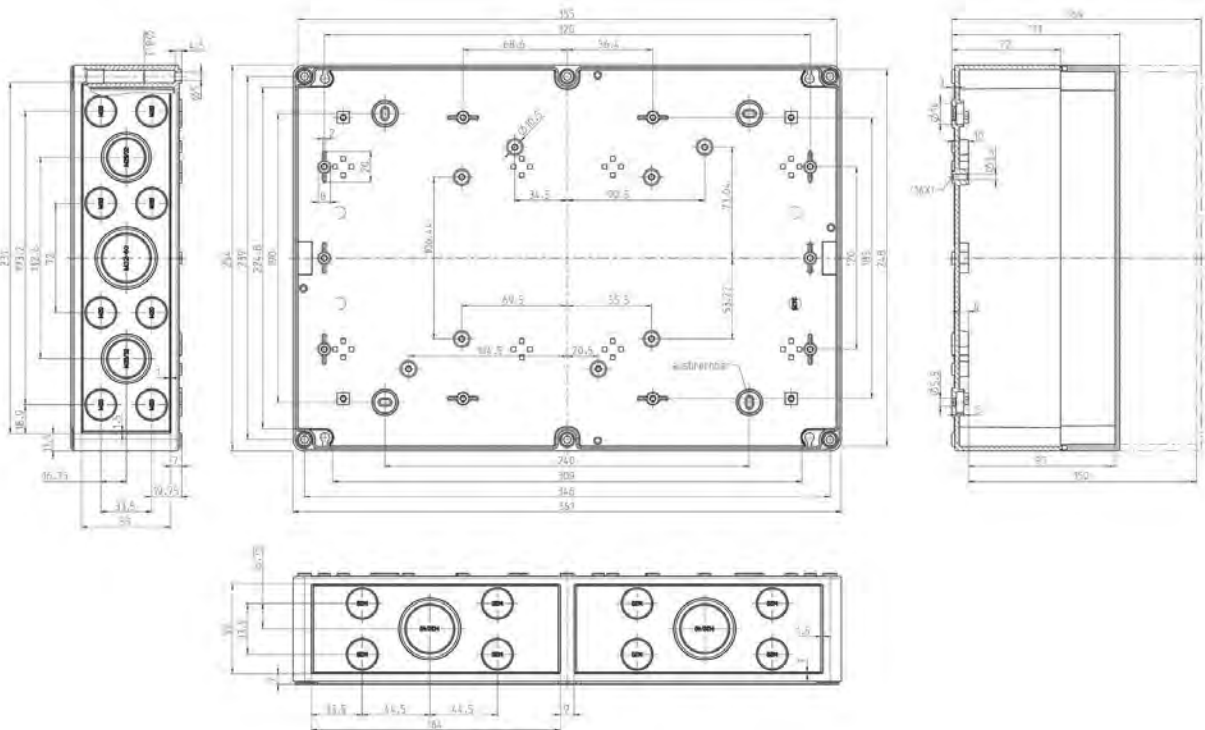
MB100704



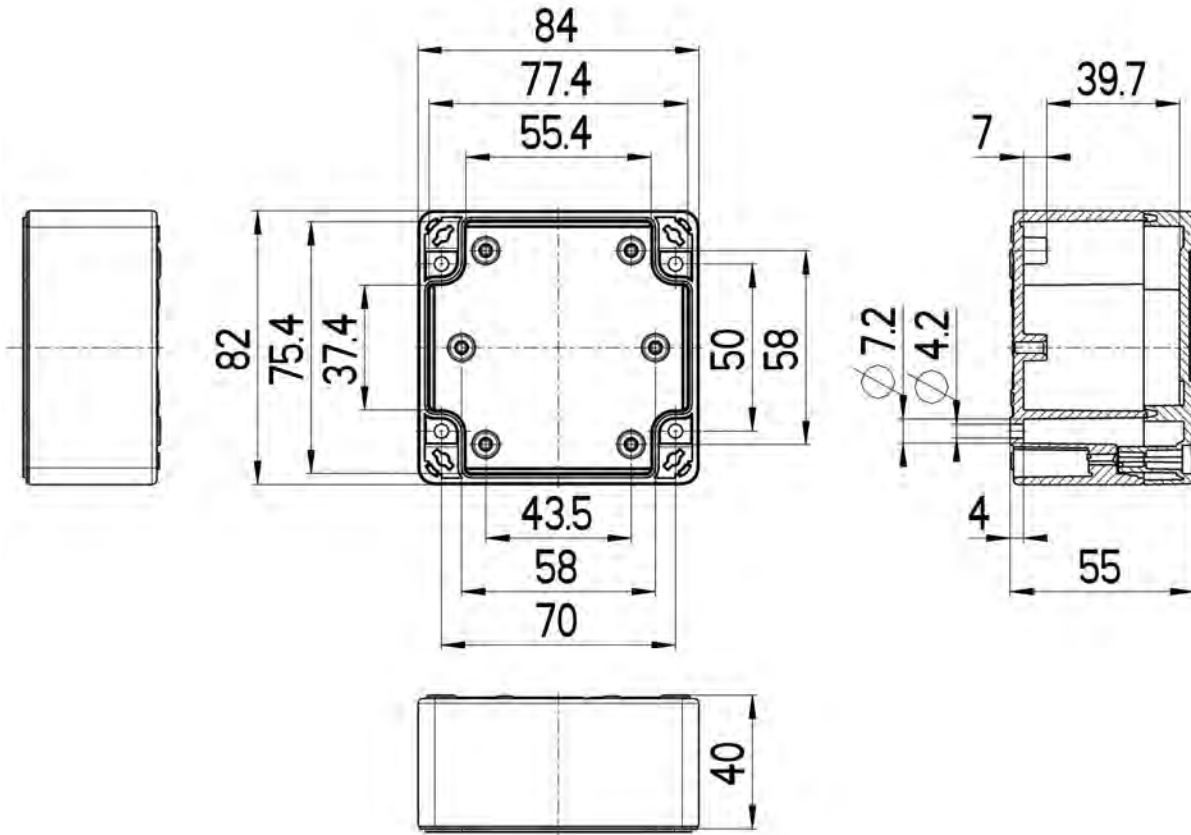
MB100765



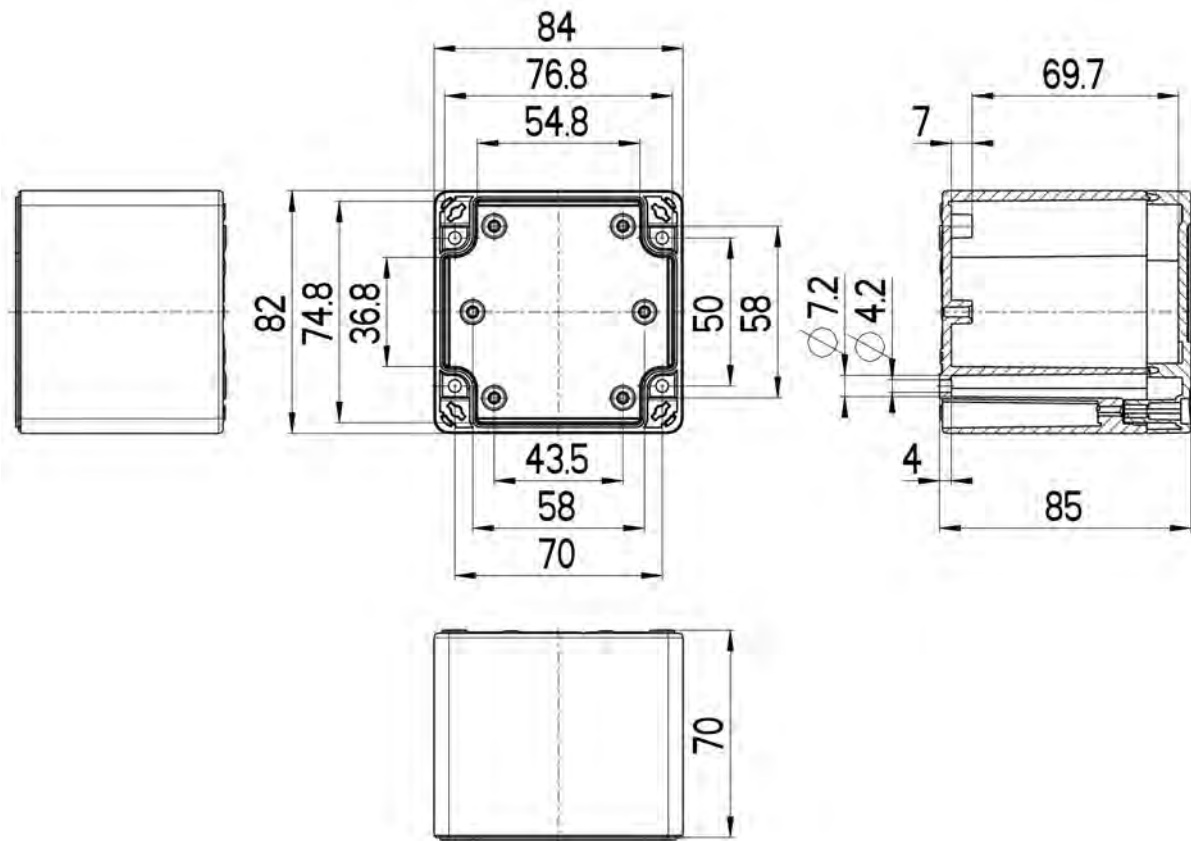
MB141004



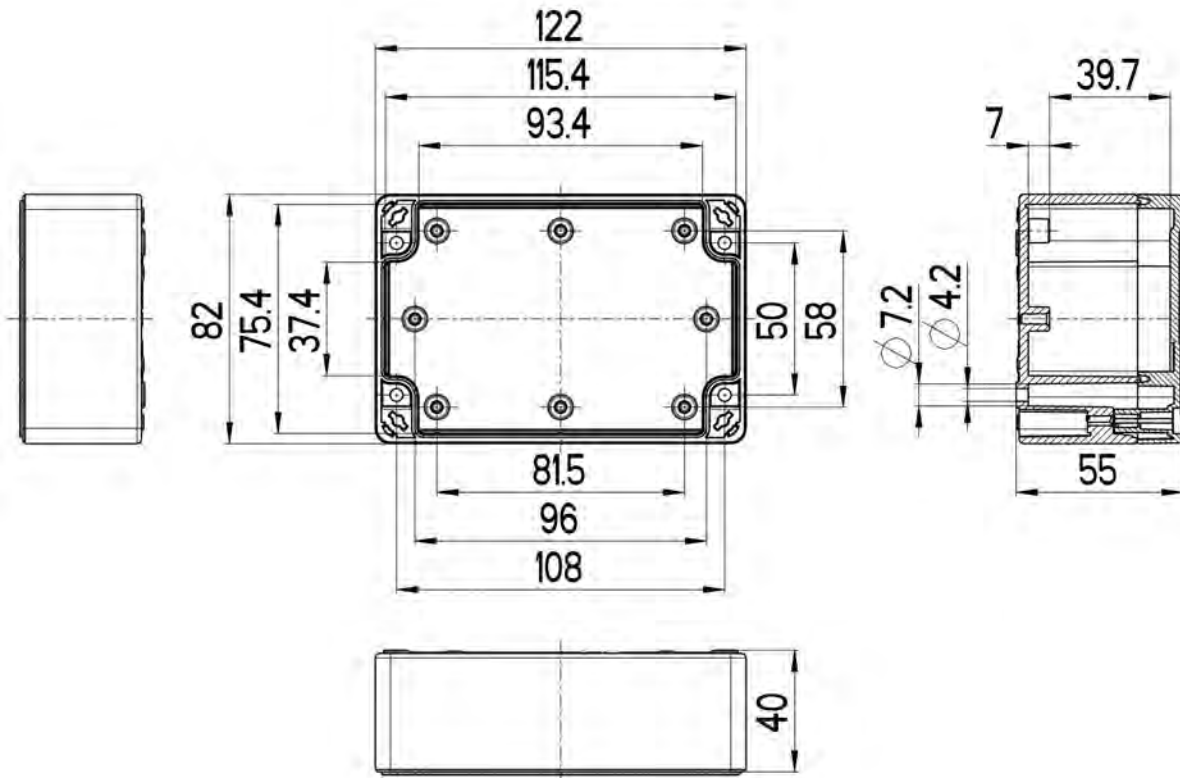
MB141065



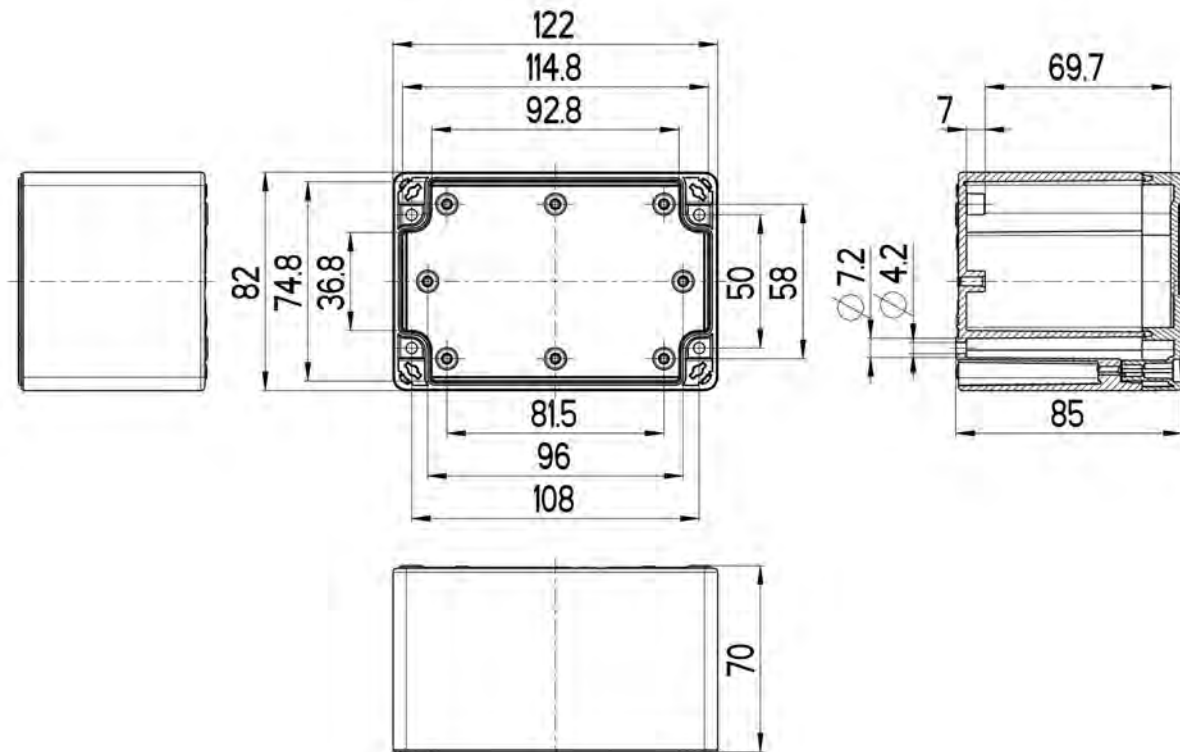
MBG030302



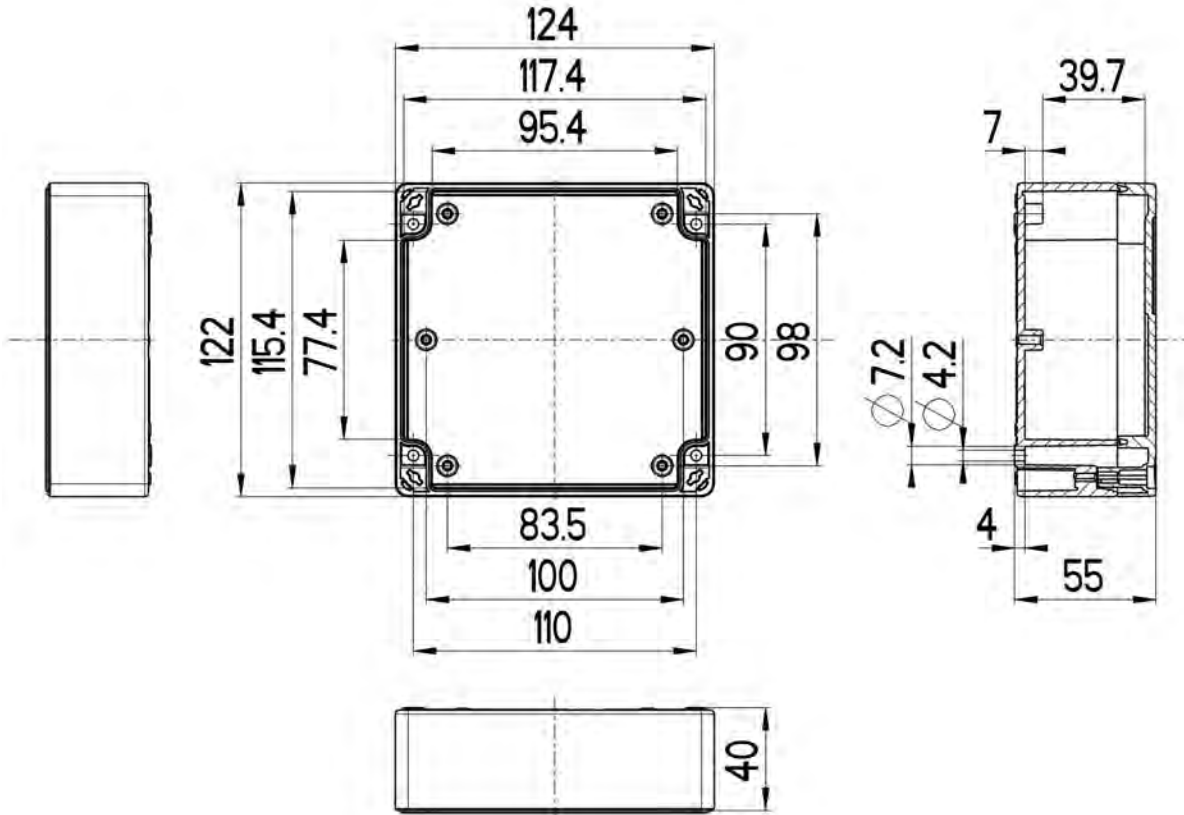
MBG030303



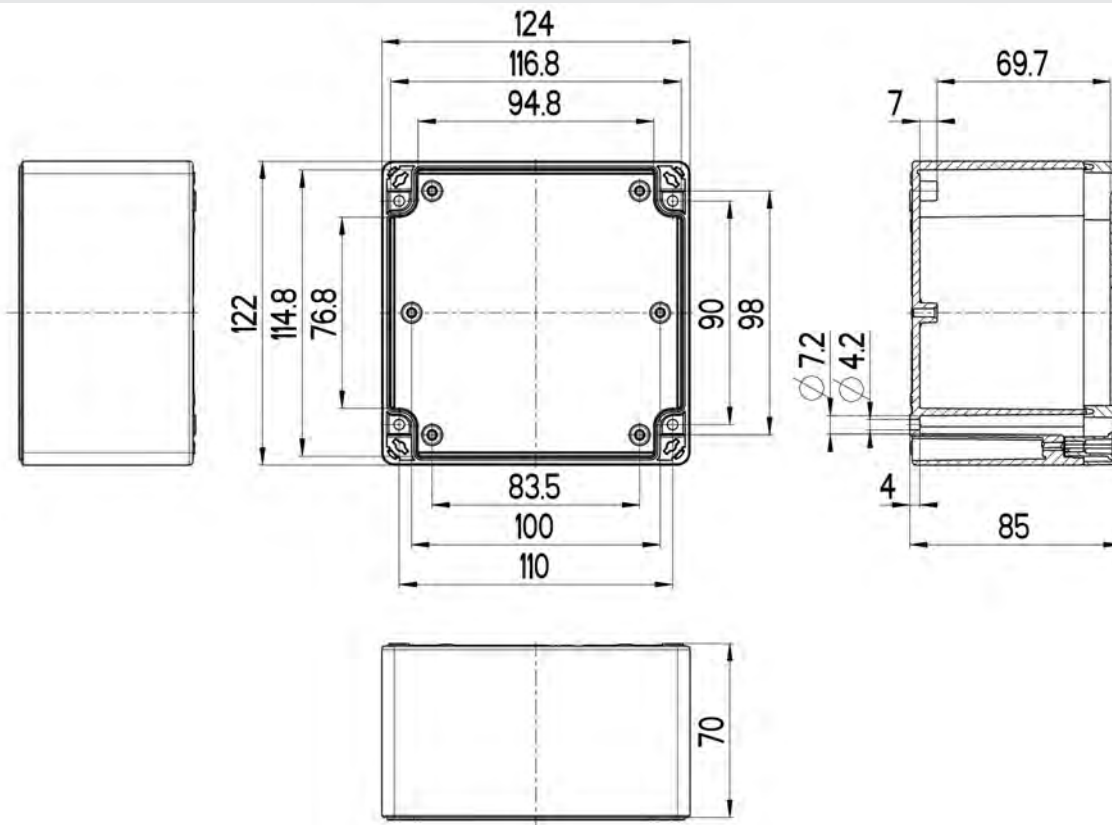
MBG050302



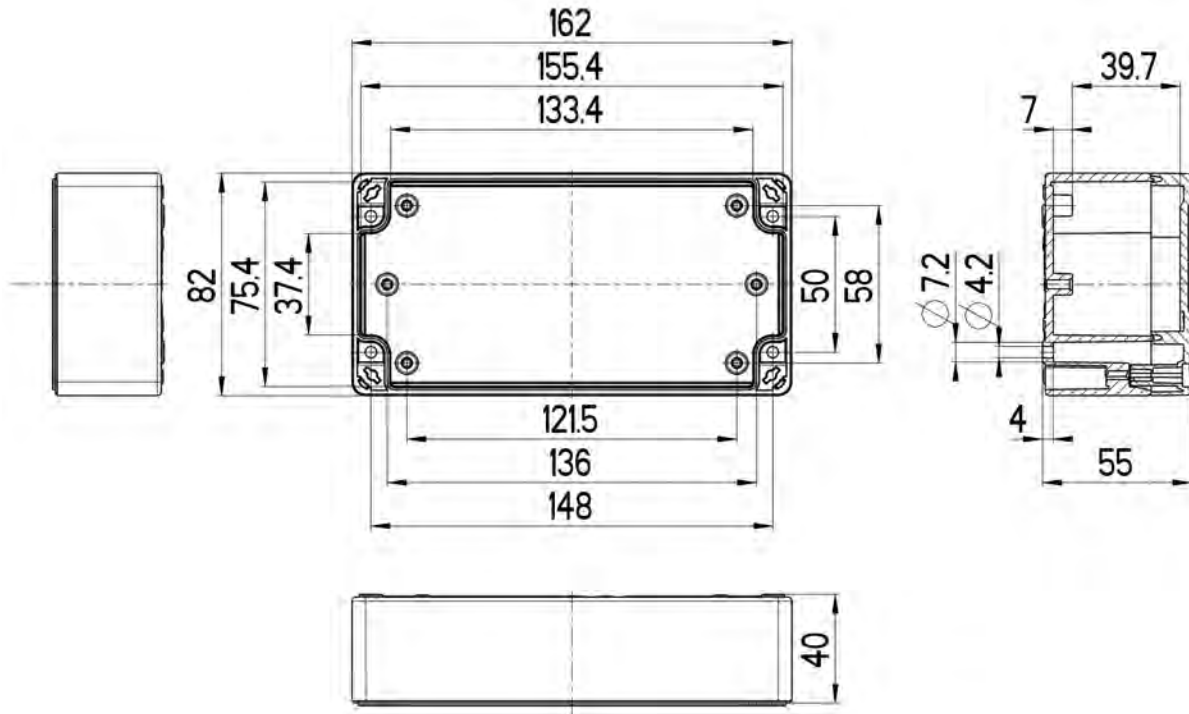
MBG050303



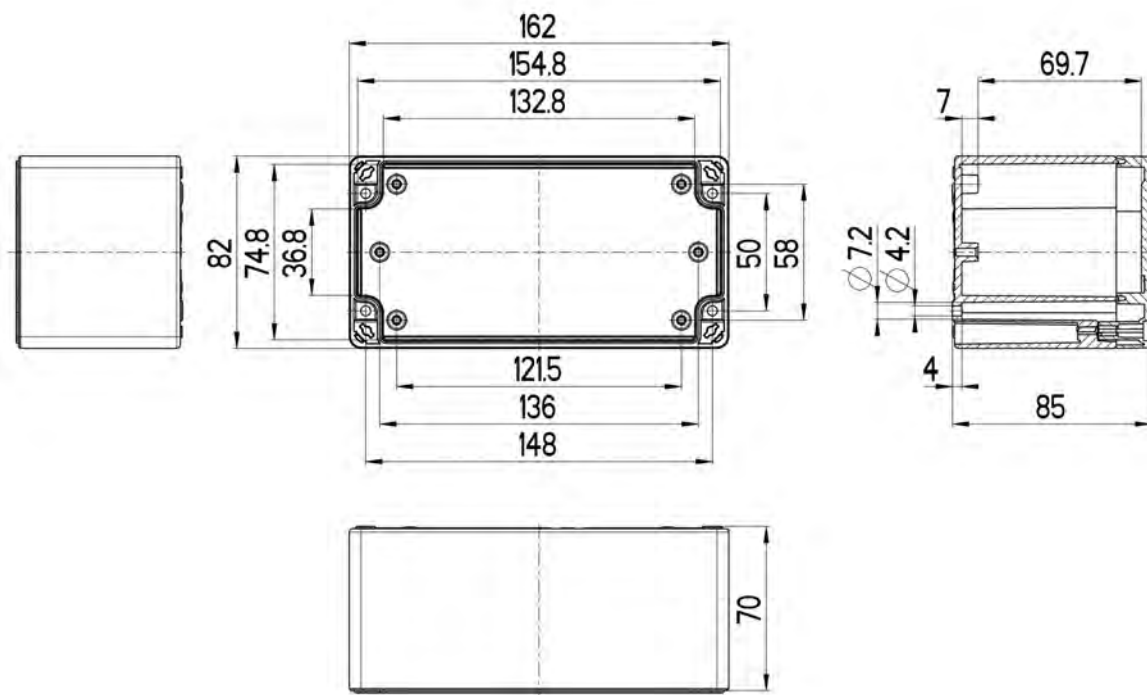
MBG050502



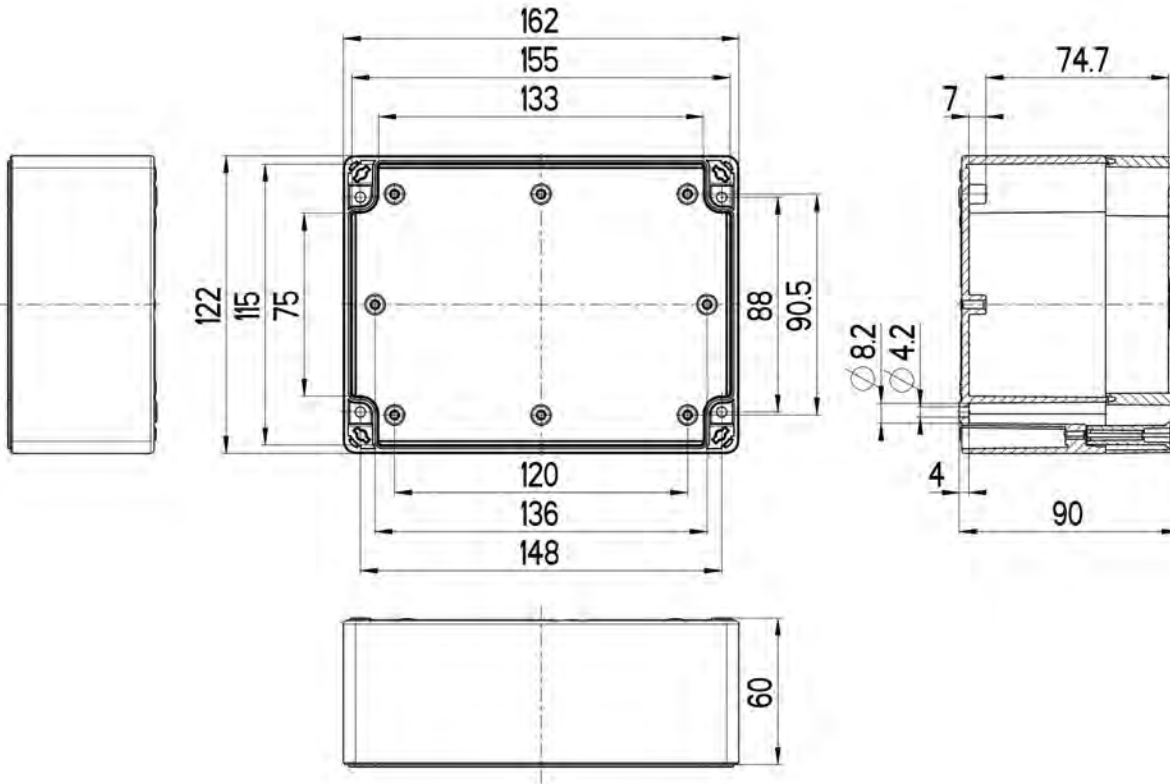
MBG050503



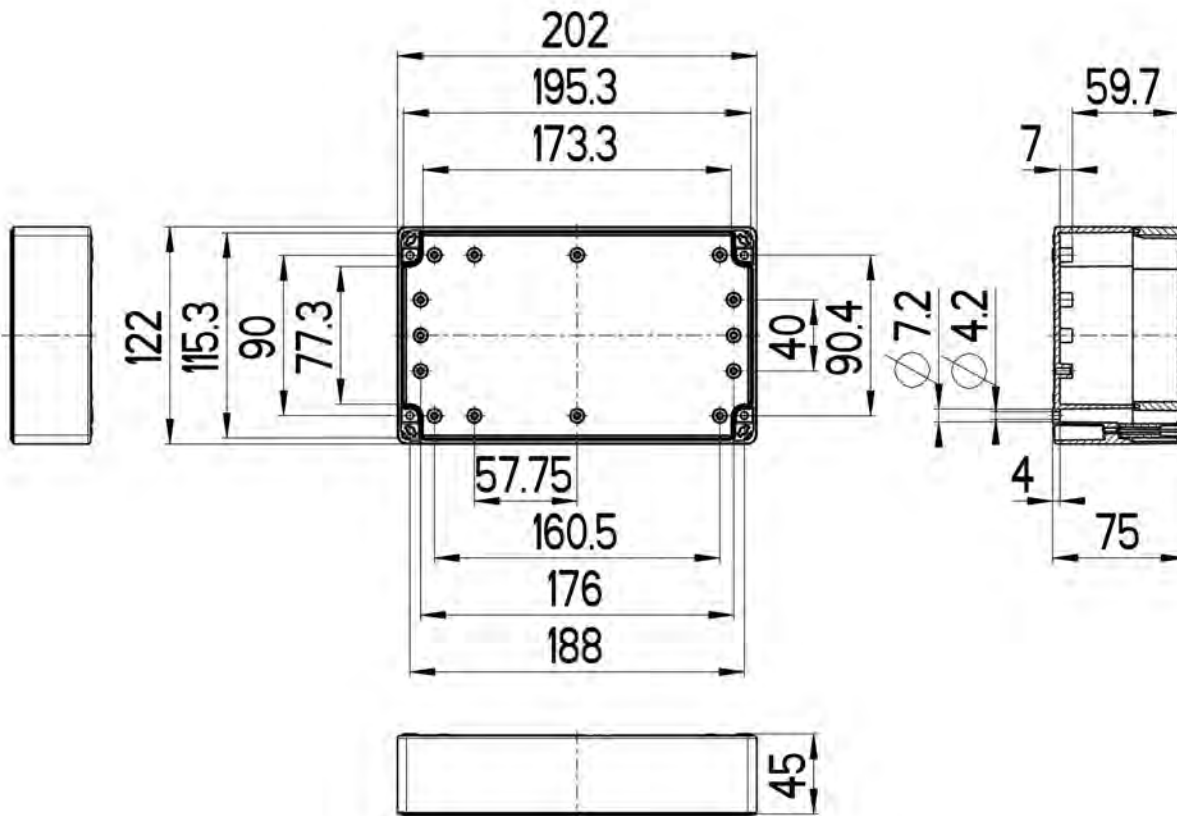
MBG060302



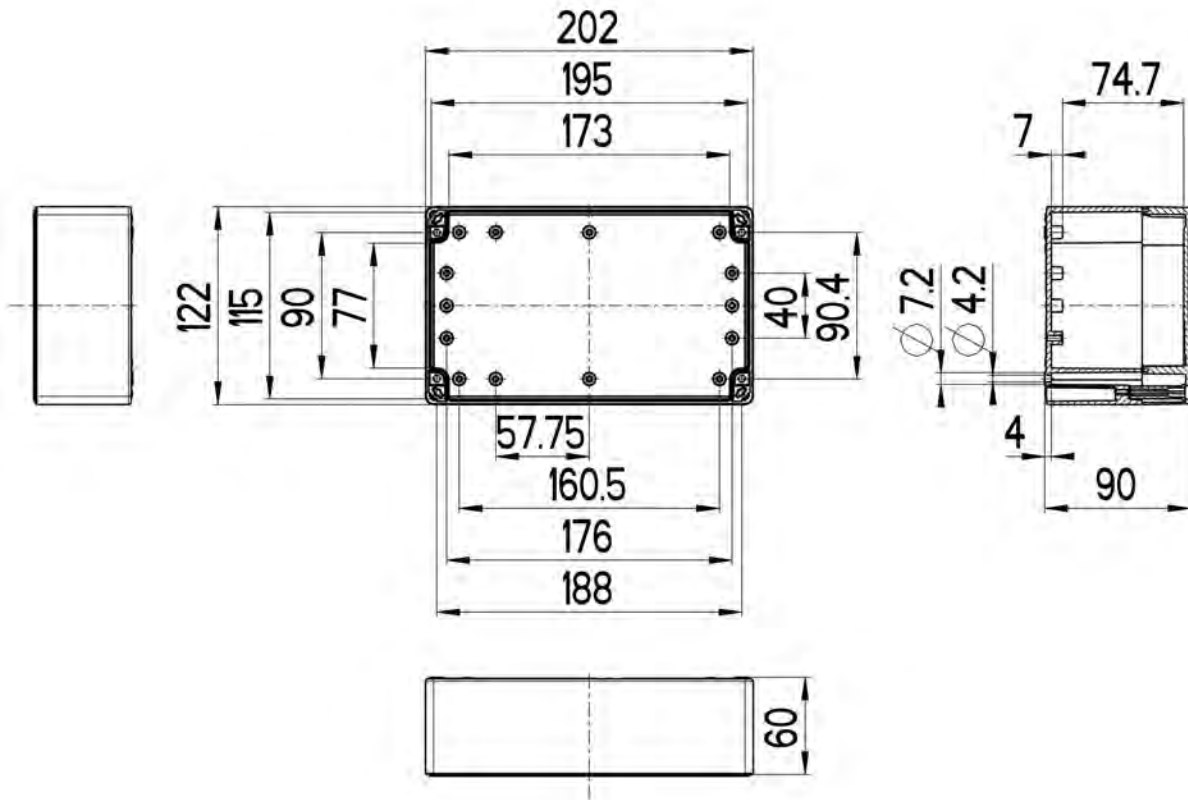
MBG060303



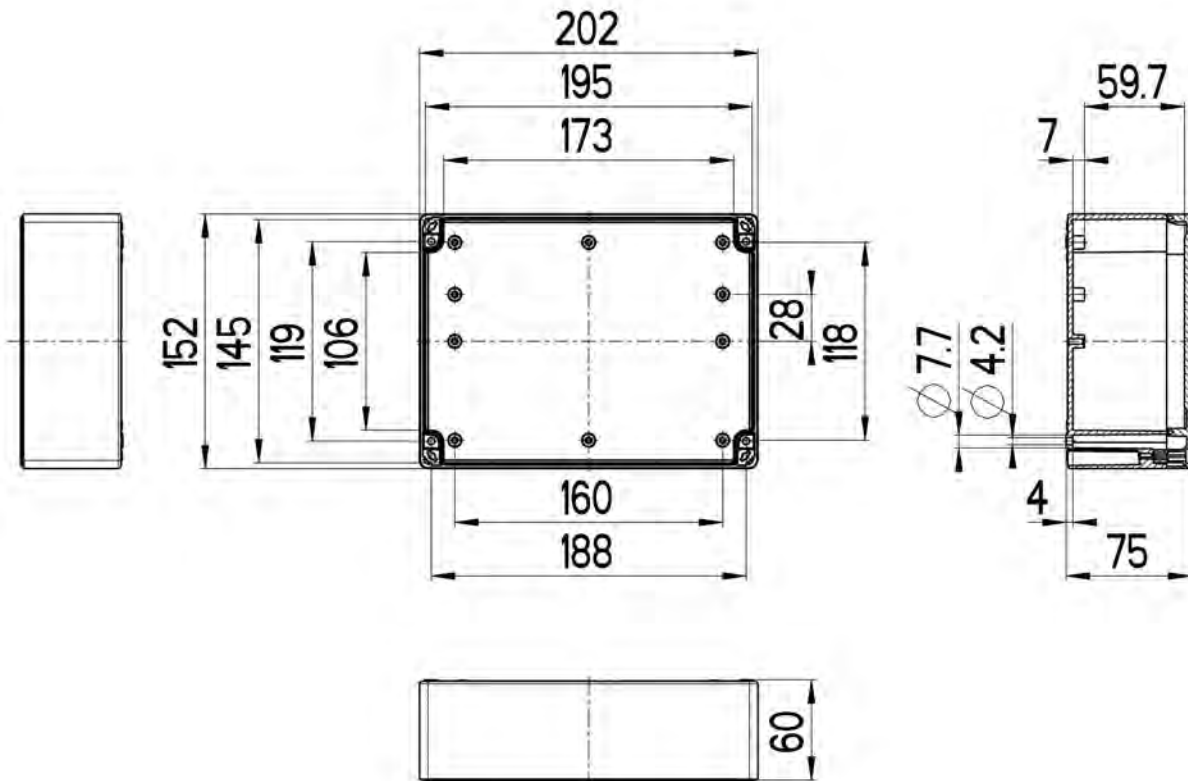
MBG060535



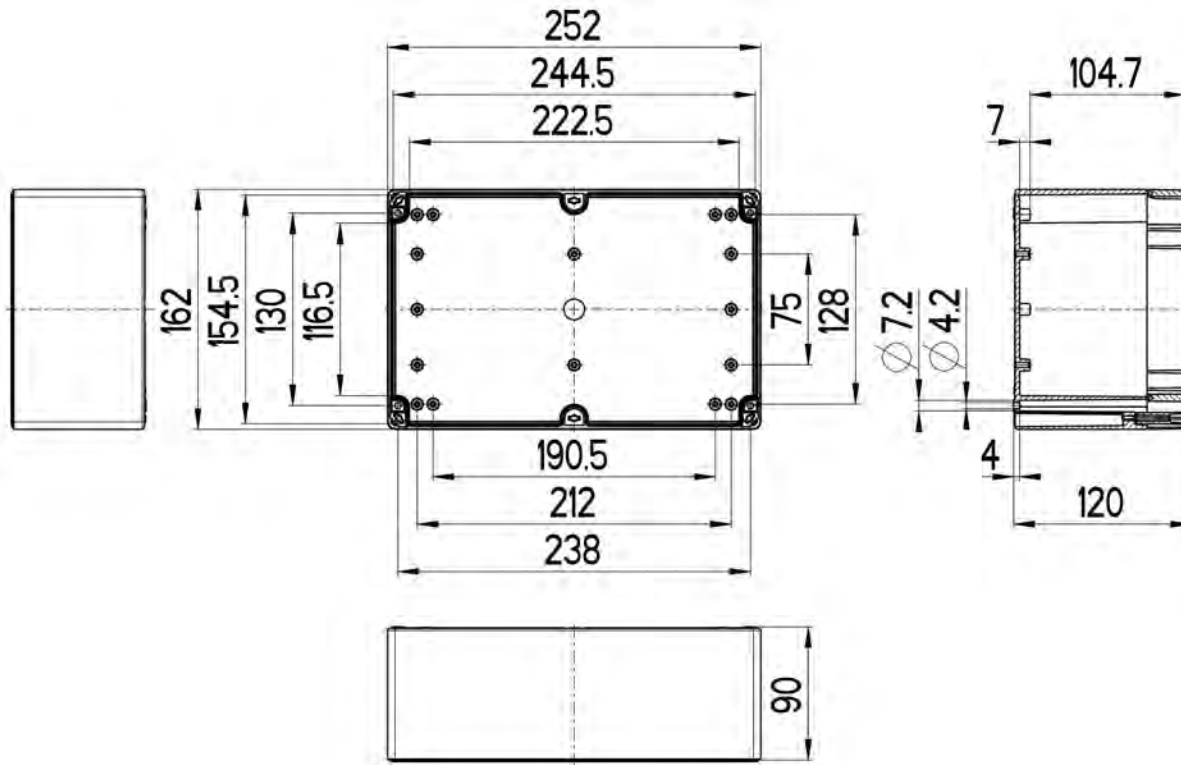
MBG080503



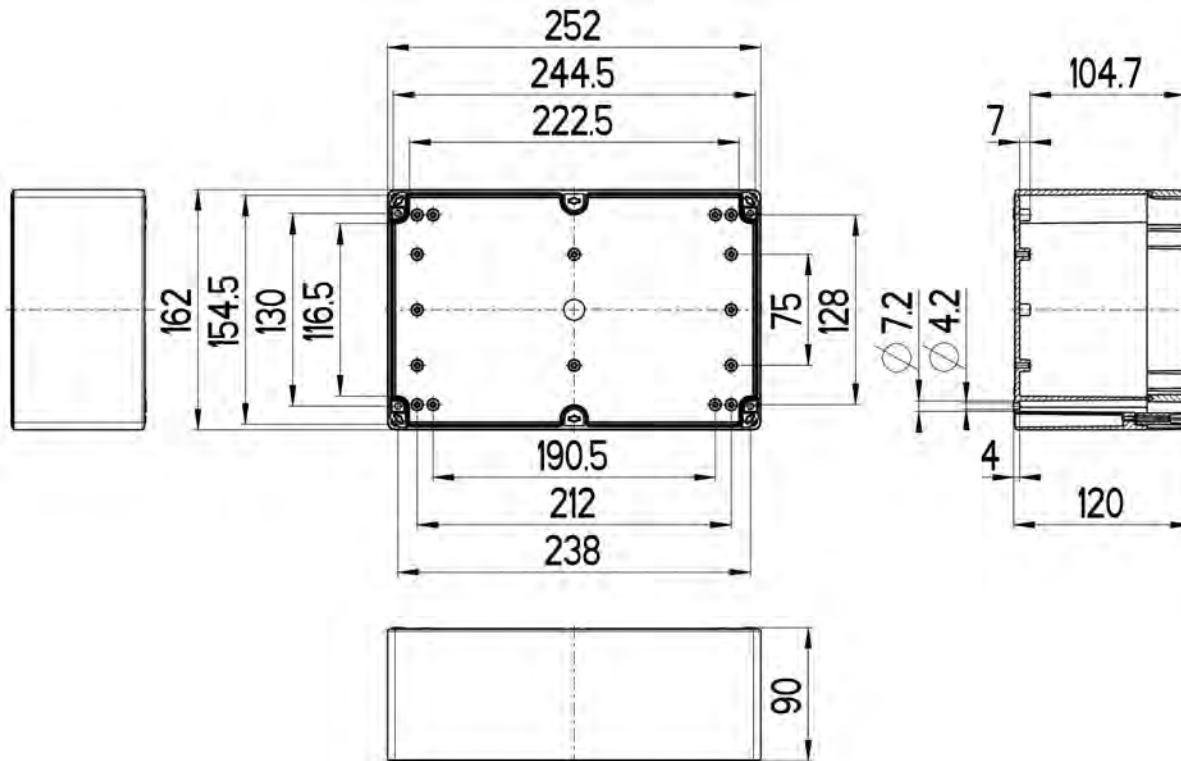
MBG080535



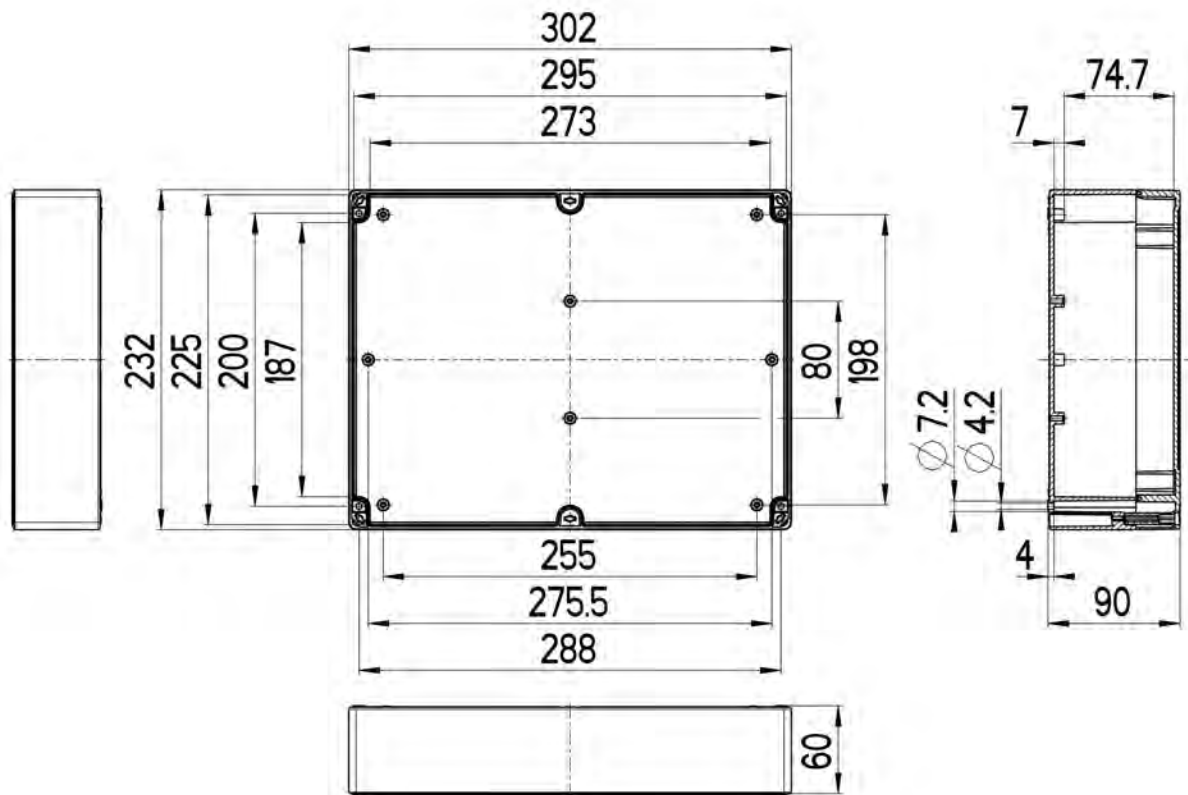
MBG080603



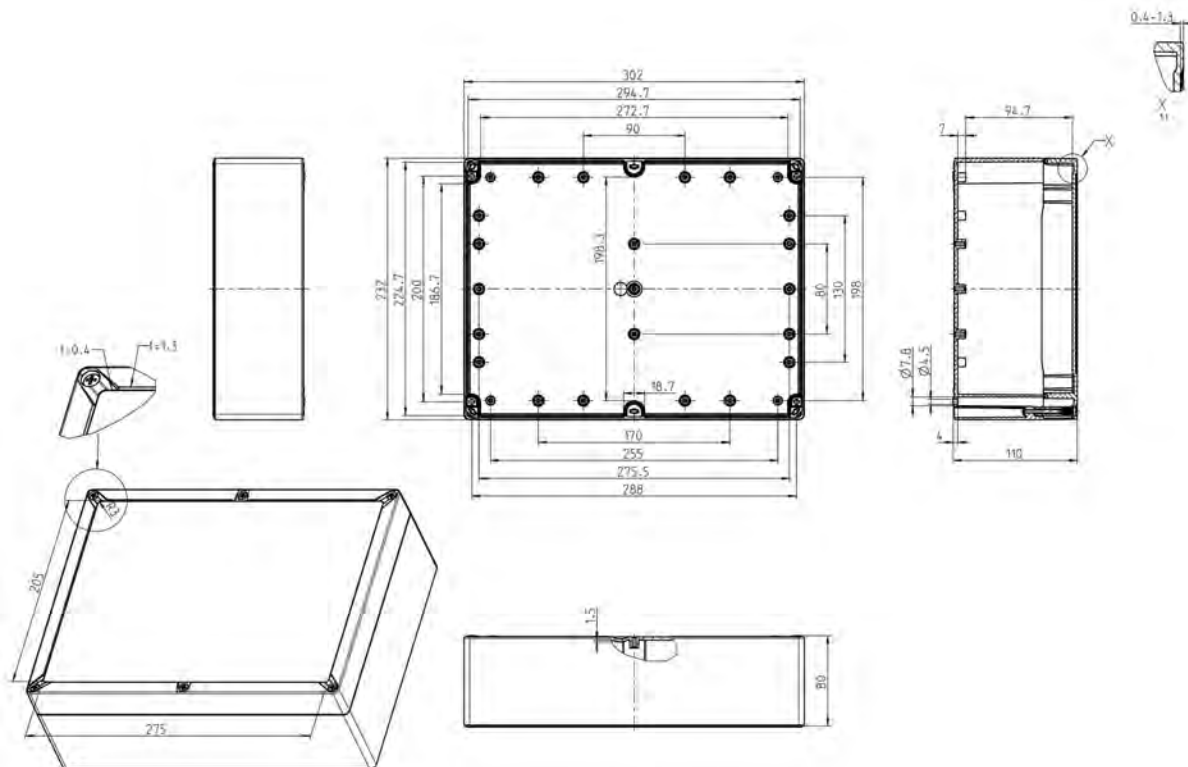
MBG100635



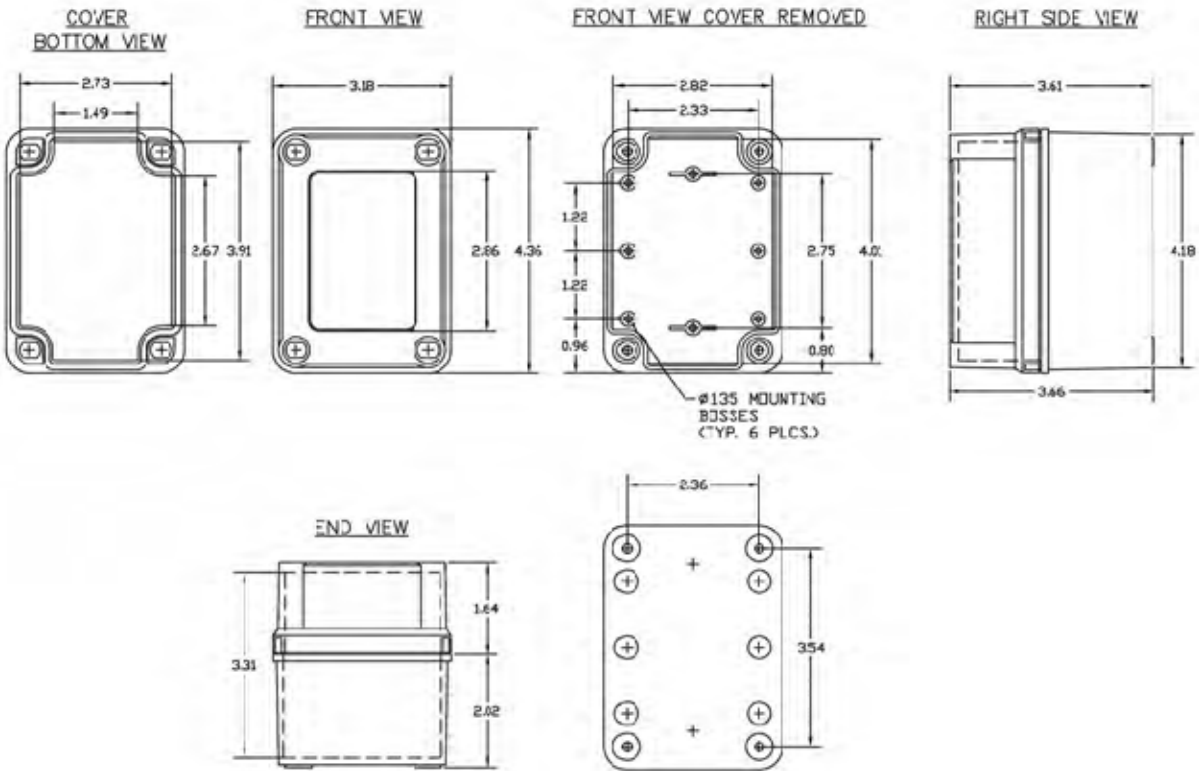
MBG100605



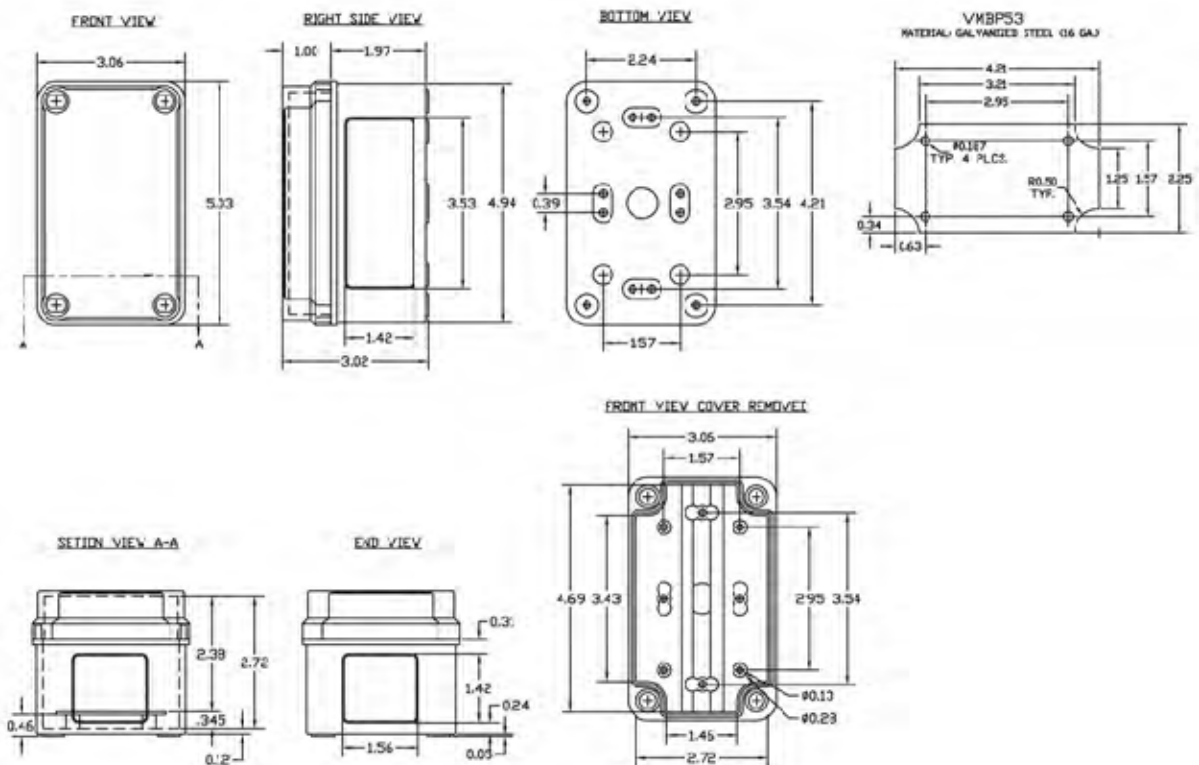
MBG120935



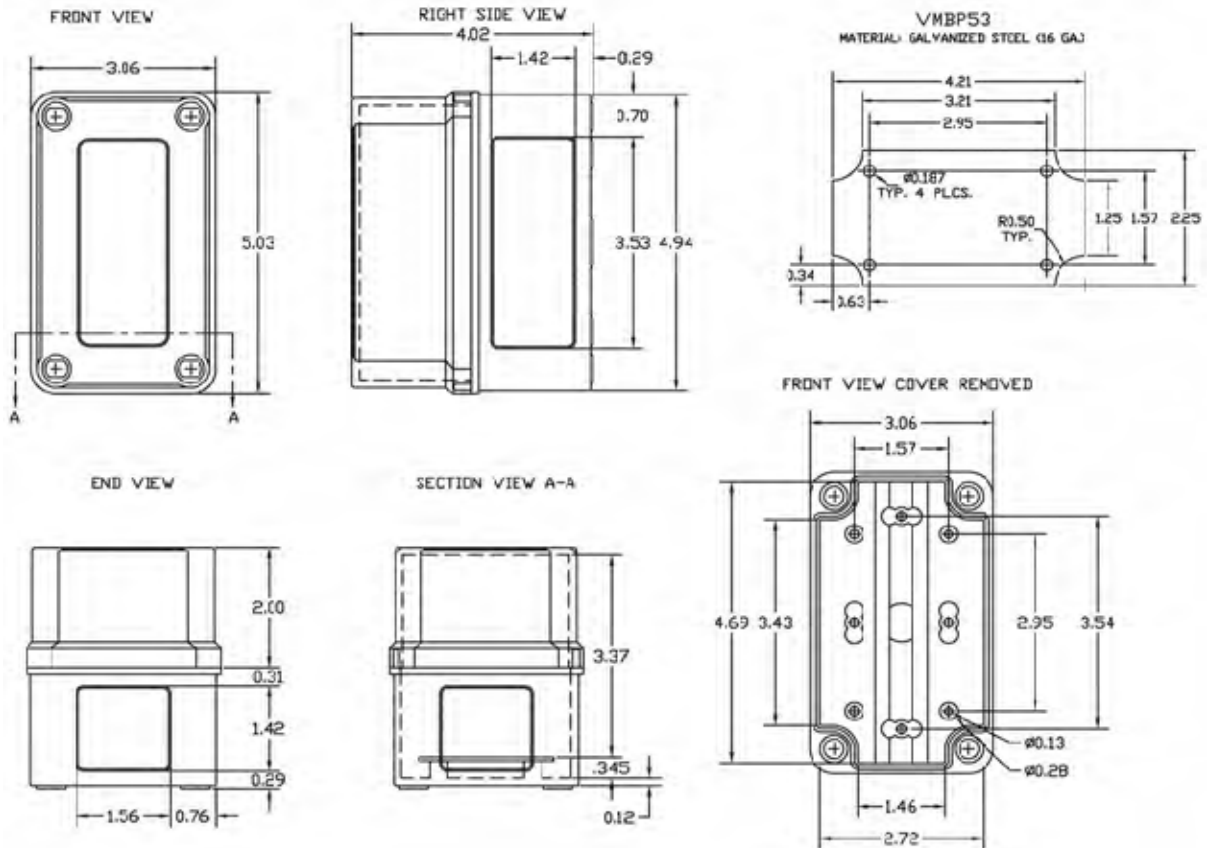
MBG120904



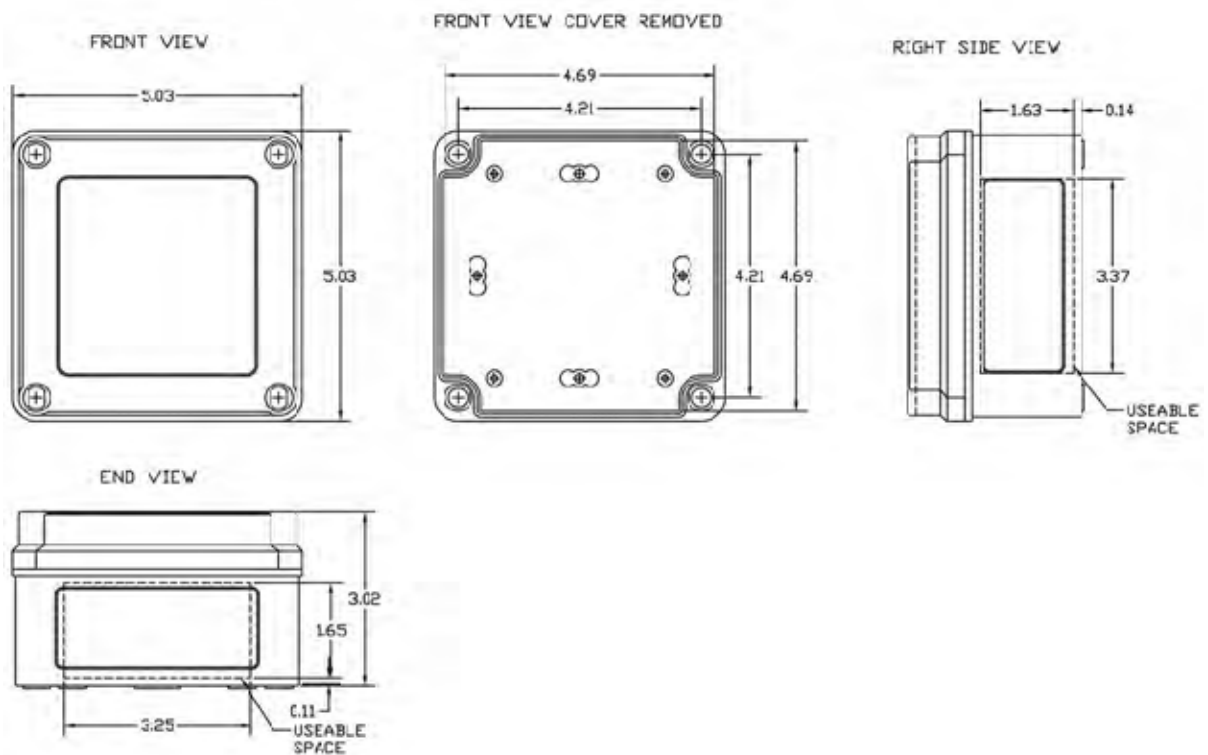
VM433



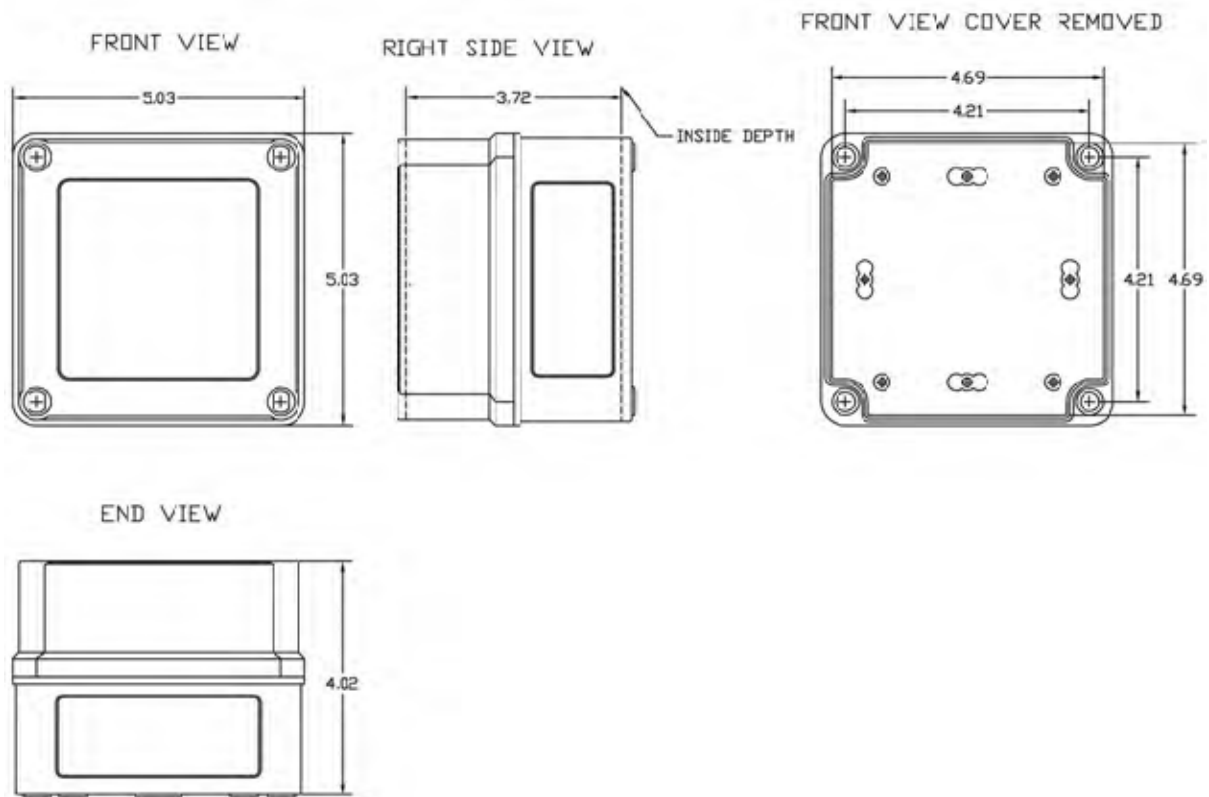
VM533



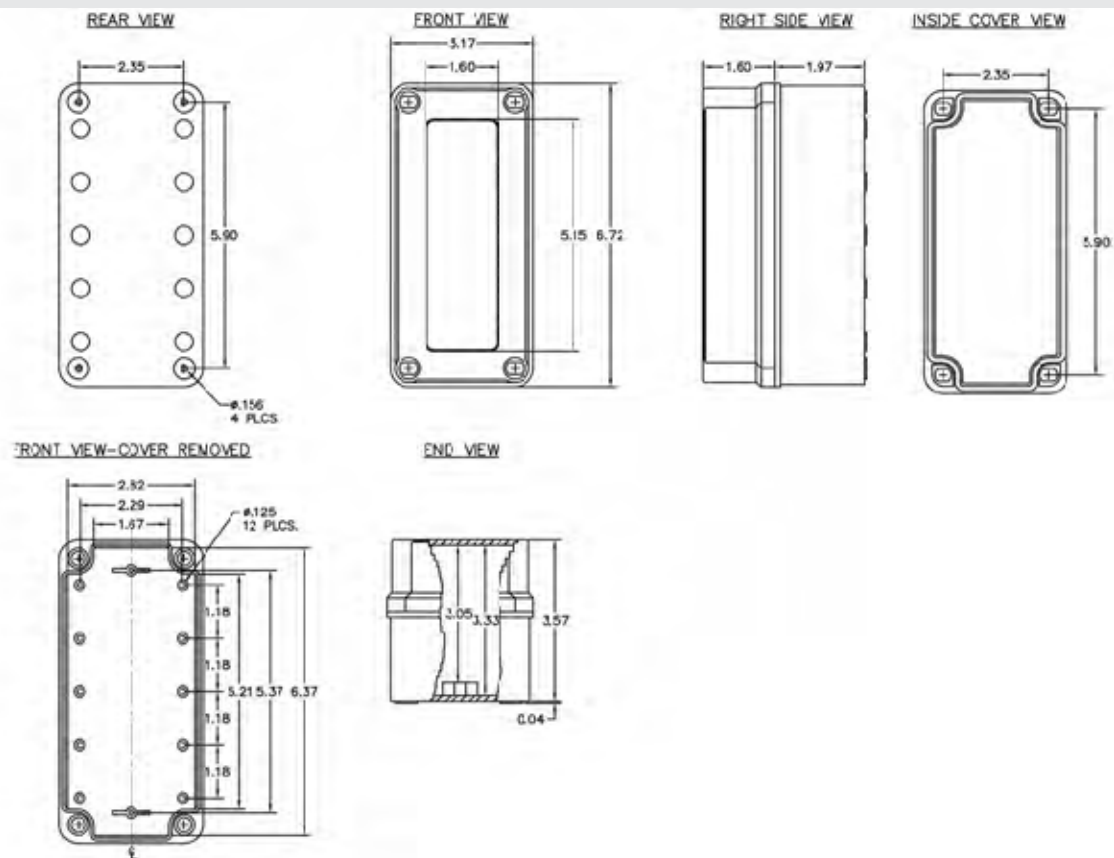
VM534



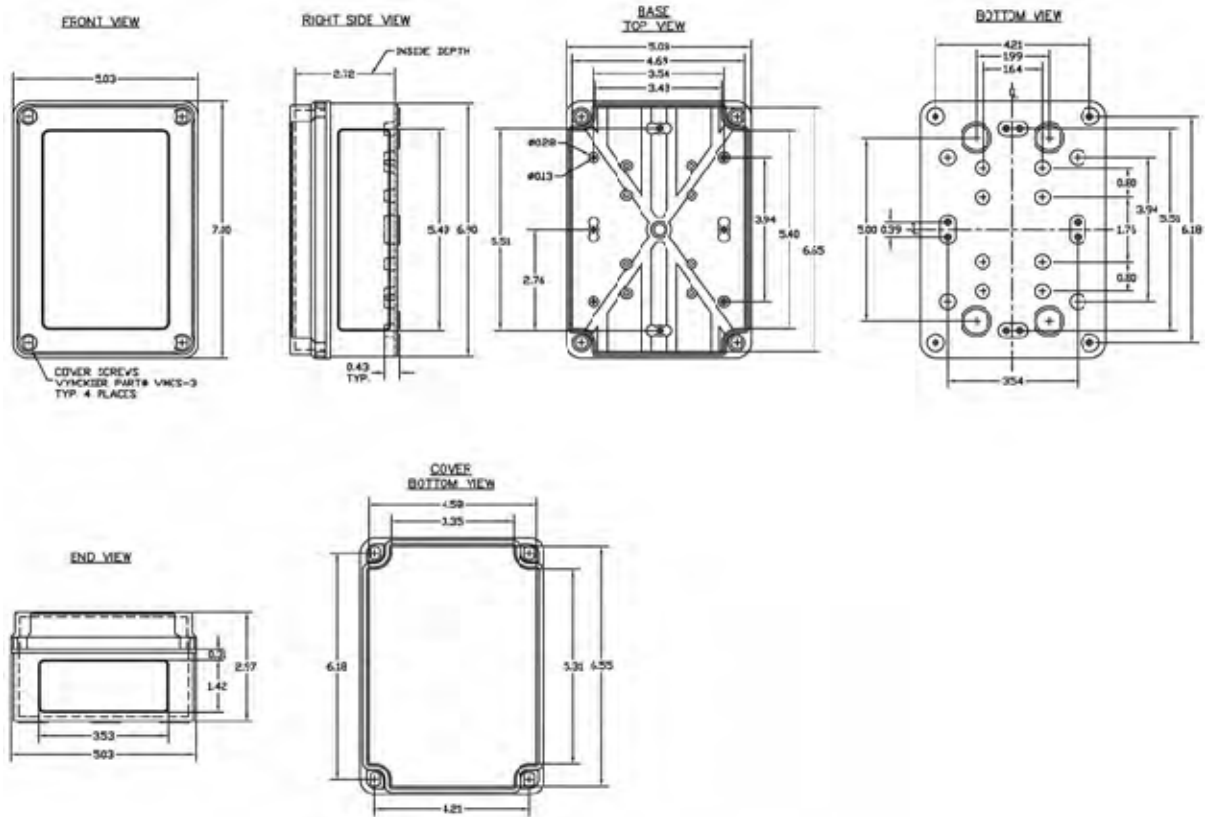
VM553



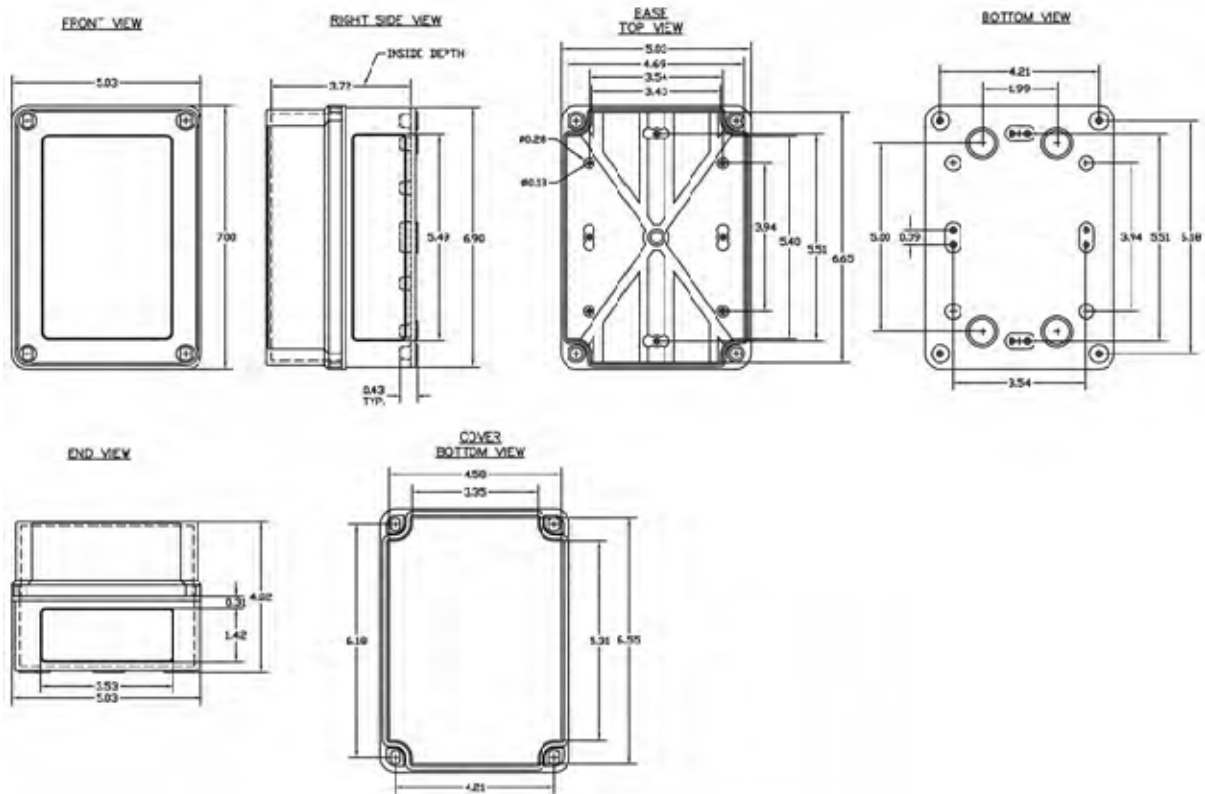
VM554



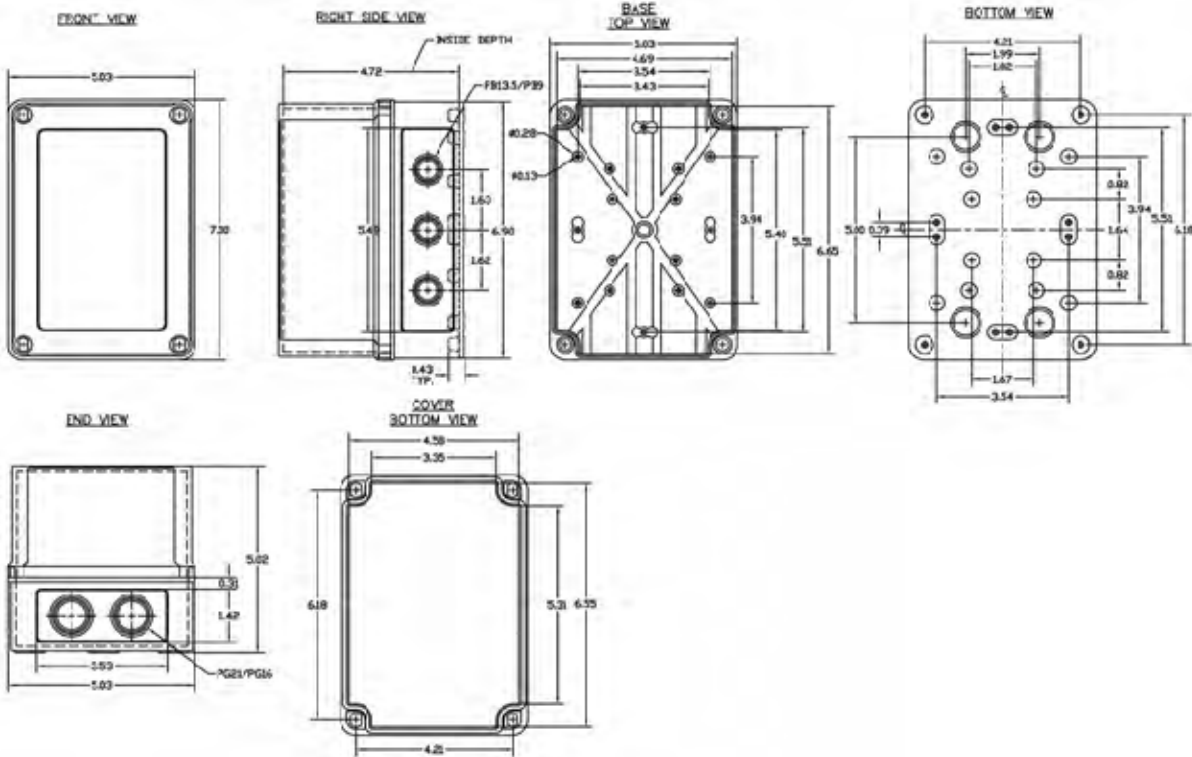
VM733



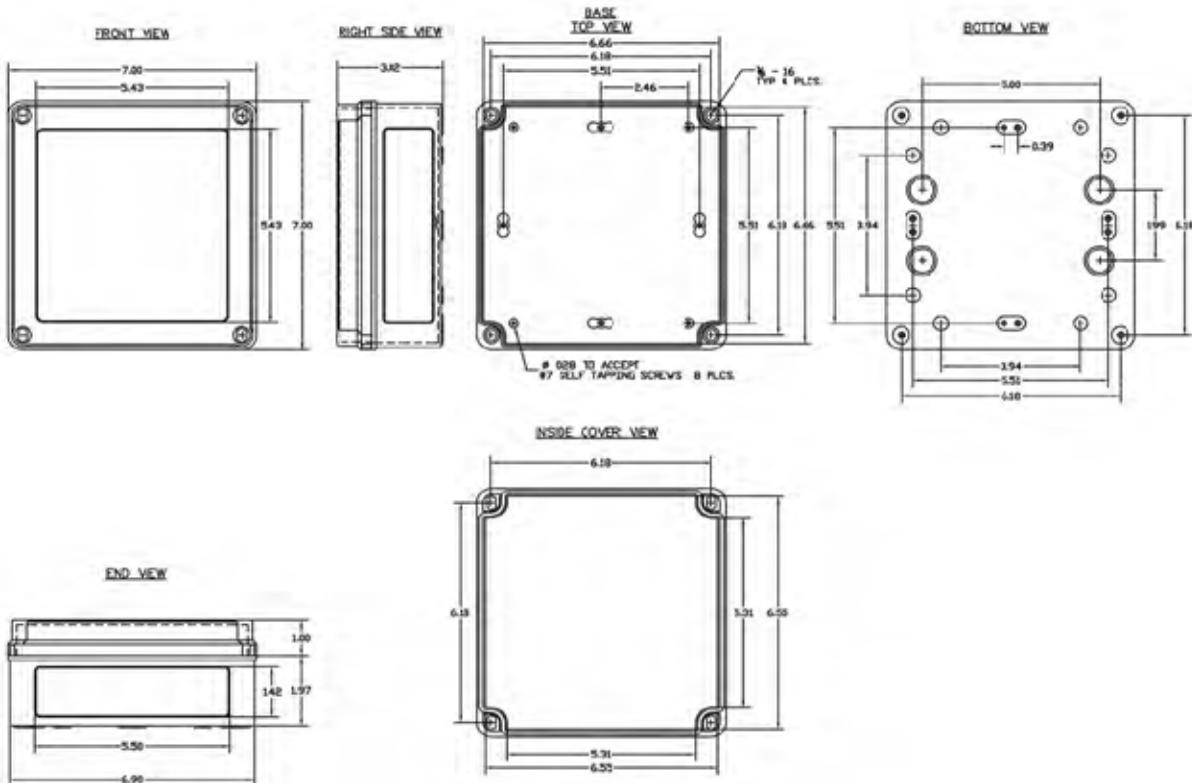
VM753



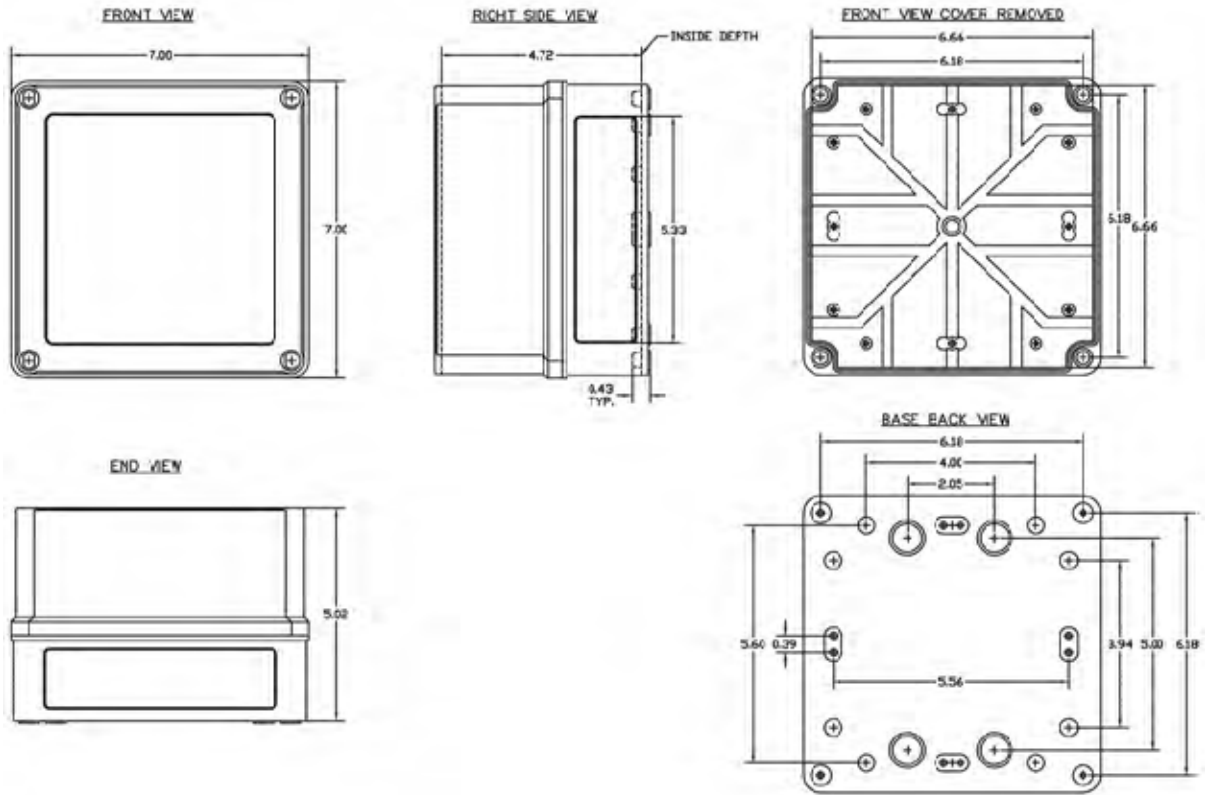
VM754



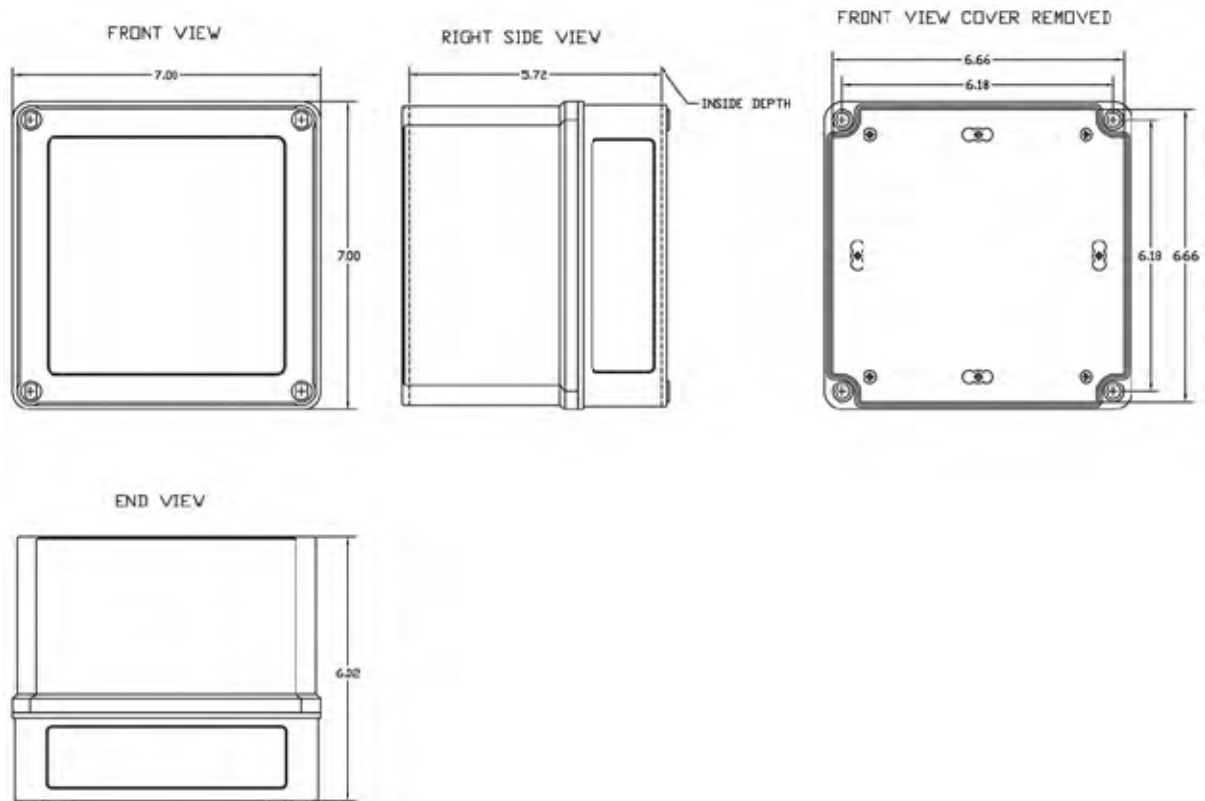
VM755



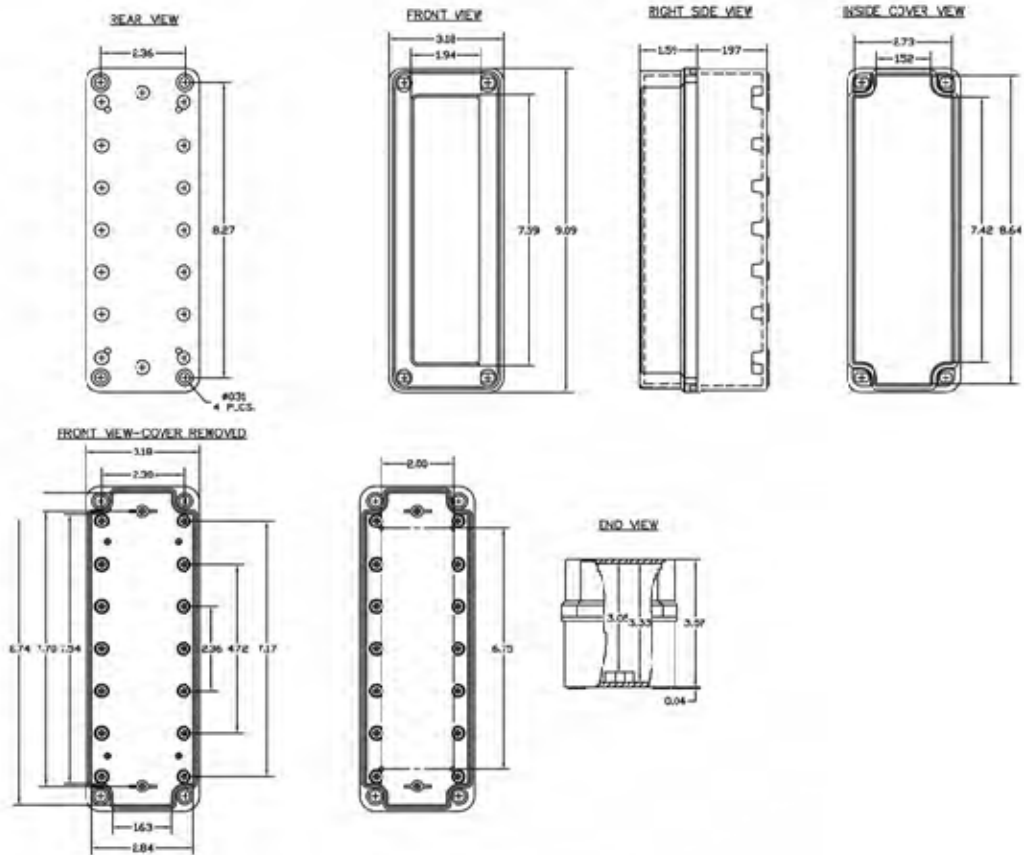
VM773



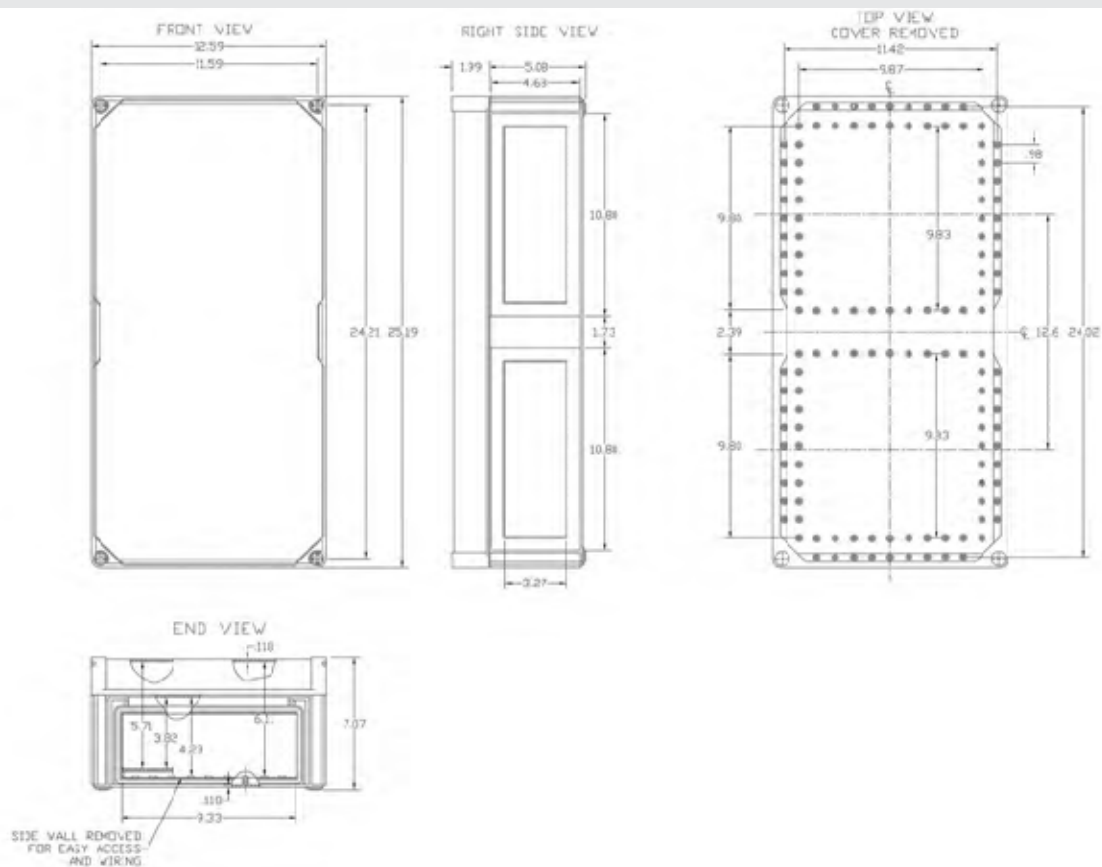
VM775



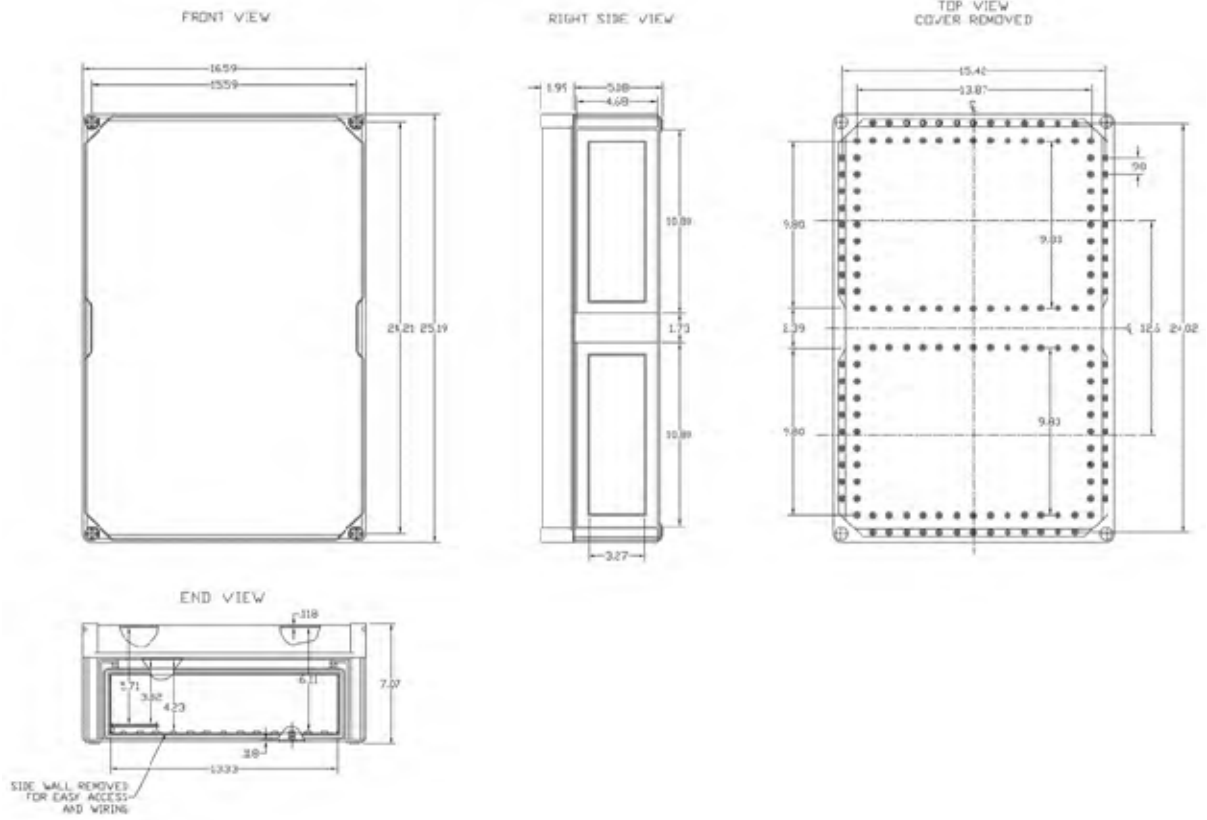
VM776



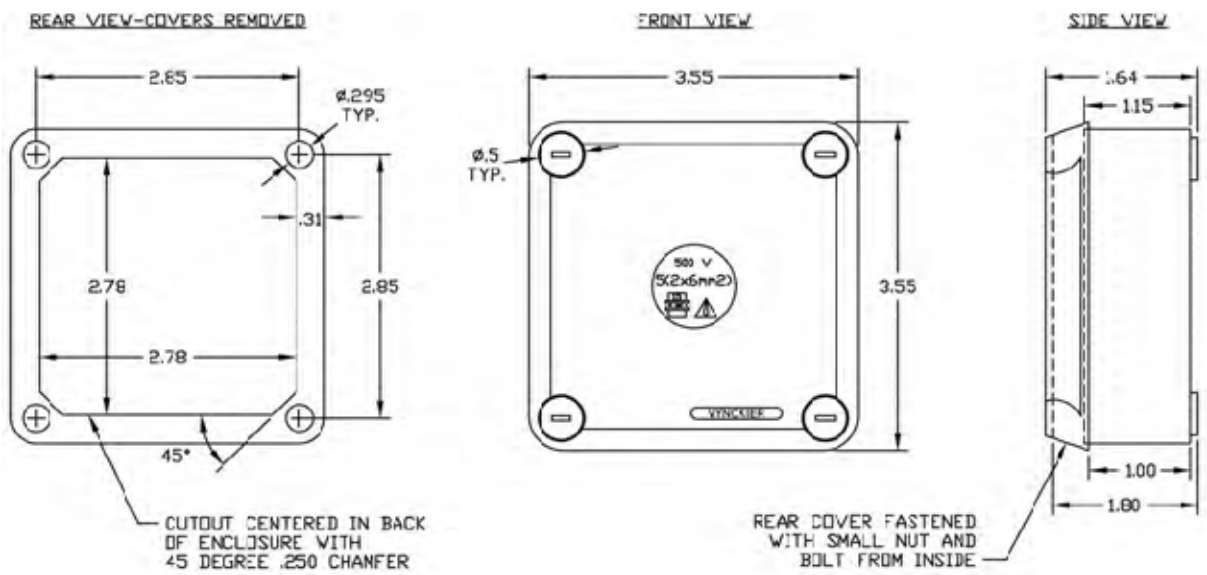
VM933



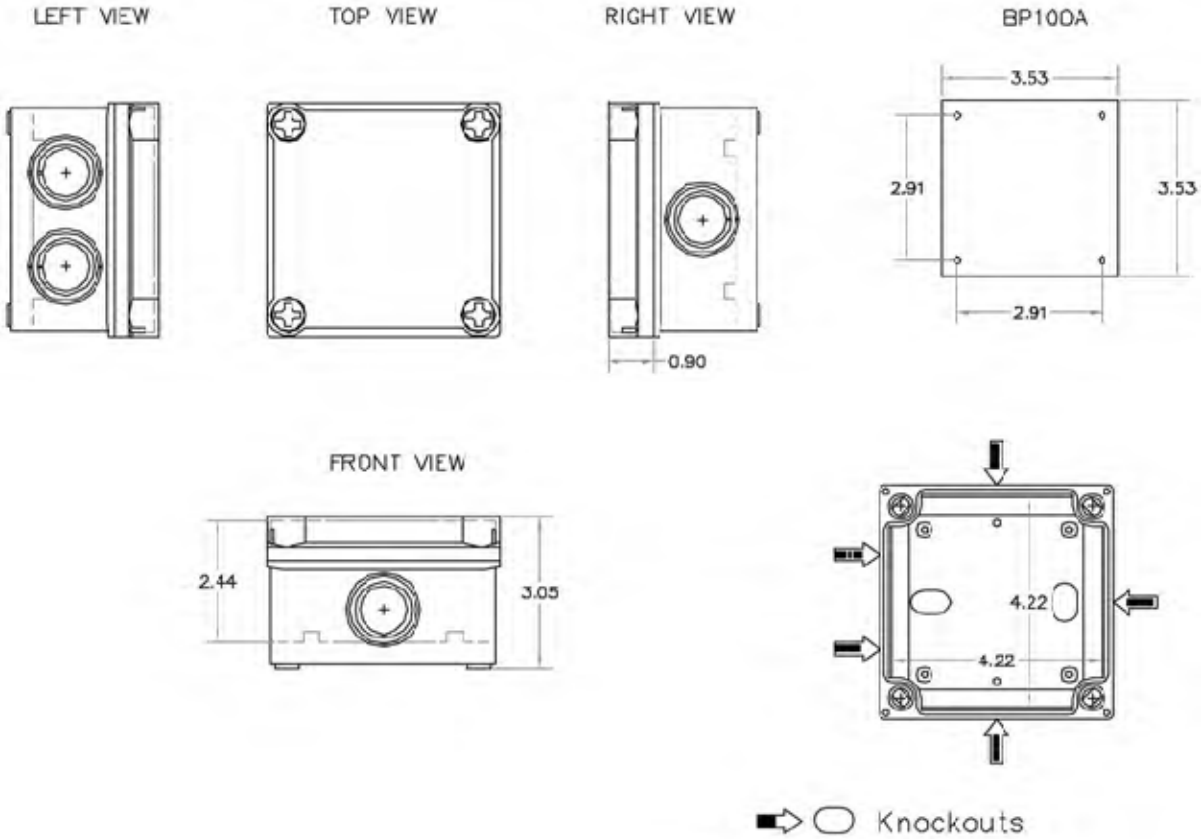
VMS2412



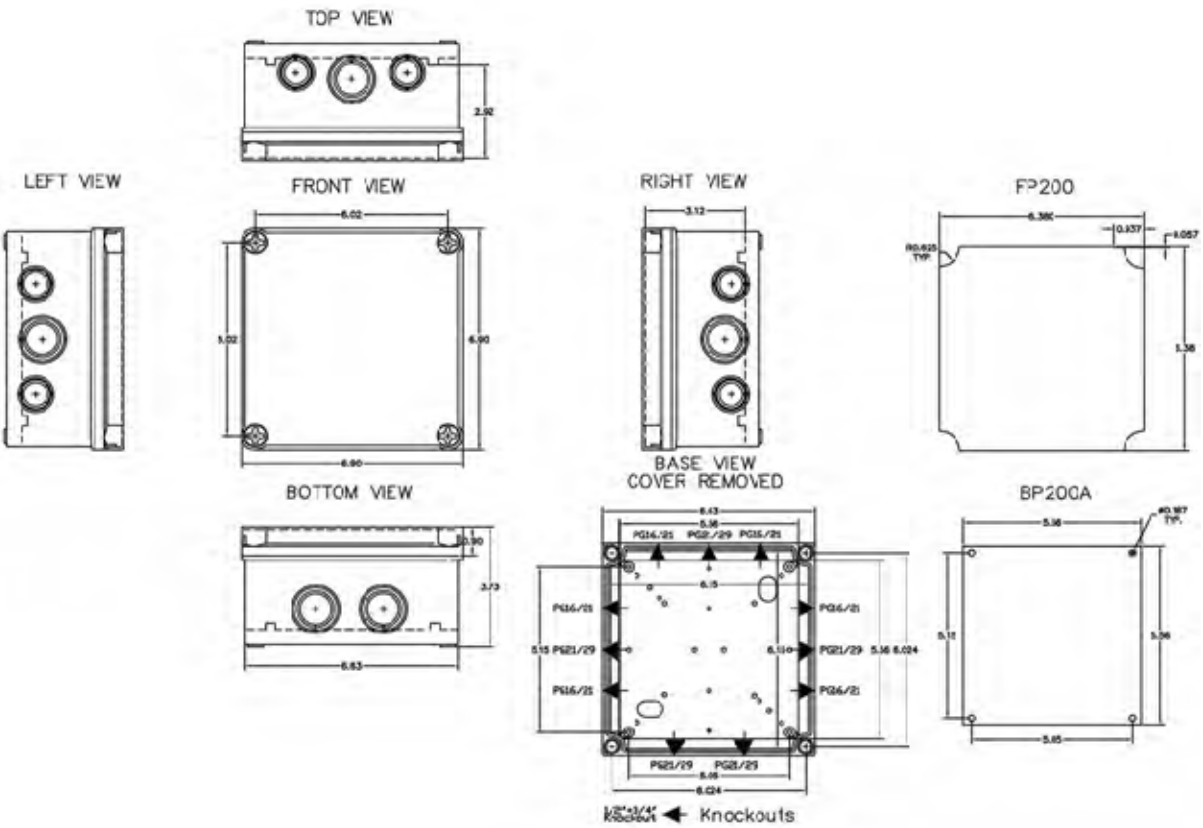
VMS2416



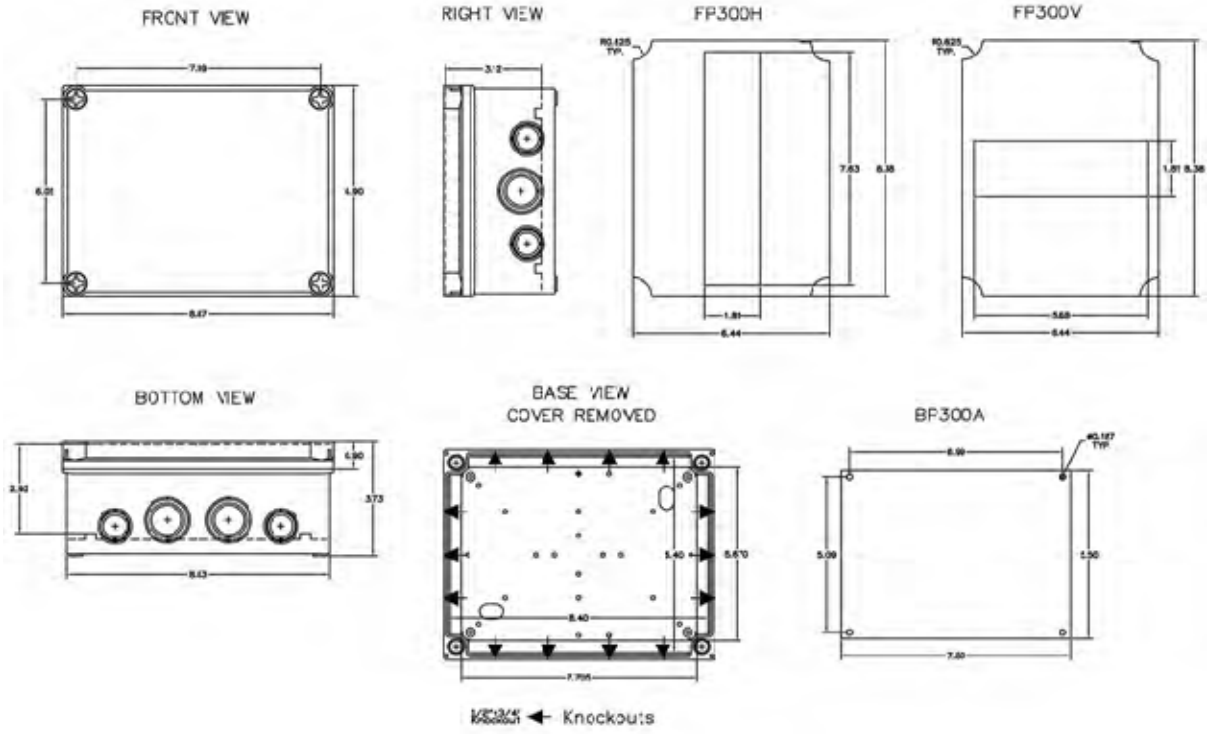
S55050



S55100



S55200



S55300

Our powerful portfolio of brands:

CADDY

ERICO

HOFFMAN

RAYCHEM

SCHROFF

TRACER



HOFFMAN.nVent.com